

Cover image: Taken from Mehta H *et al*. Natural history and effect of therapeutic interventions on subretinal fluid causing foveal detachment in macular telangiectasia type 2. See page 958.

**Editors-in-Chief**

Keith Barton (UK)  
Jost Jonas (Germany)  
James Chodosh (USA)

**Editorial Office**

BMJ Publishing Group Ltd,  
BMA House, Tavistock Square,  
London WC1H 9JR, UK  
T: +44 (0)20 7383 6170  
F: +44 (0)20 7383 6668  
E: [bjo@bmj.com](mailto:bjo@bmj.com)  
Twitter: @BJOphthalmology

ISSN: 0007-1161 (print)  
ISSN: 1468-2079 (online)

Impact factor: 3.036

**Disclaimer:** British Journal of Ophthalmology is owned and published by BMJ Publishing Group Ltd, a wholly owned subsidiary of the British Medical Association. The owner grants editorial freedom to the Editor of British Journal of Ophthalmology.

British Journal of Ophthalmology follows guidelines on editorial independence produced by the World Association of Medical Editors and the code on good publication practice of the Committee on Publication Ethics.

British Journal of Ophthalmology is intended for medical professionals and is provided without warranty, express or implied. Statements in the journal are the responsibility of their authors and advertisers and not authors' institutions, the BMJ Publishing Group Ltd or the BMA unless otherwise specified or determined by law. Acceptance of advertising does not imply endorsement.


To the fullest extent permitted by law, the BMJ Publishing Group Ltd shall not be liable for any loss, injury or damage resulting from the use of British Journal of Ophthalmology or any information in it whether based on contract, tort or otherwise. Readers are advised to verify any information they choose to rely on.

**Copyright:** © 2017 BMJ Publishing Group Ltd. All rights reserved; no part of this publication may be reproduced, stored in a retrieval system or transmitted in any form or by any means, electronic, mechanical, photocopying, recording or otherwise without the prior permission of British Journal of Ophthalmology.




British Journal of Ophthalmology is published by BMJ Publishing Group Ltd, typeset by Exeter Premedia Services Private Limited, Chennai, India and printed in the UK on acid-free paper.

British Journal of Ophthalmology (ISSN 0007-1161) is published monthly by BMJ Publishing Group and is distributed in the USA by Air Business Ltd. Periodicals postage paid at Jamaica NY 11431  
POSTMASTER: send address changes to British Journal of Ophthalmology, Air Business Ltd, c/o Worldnet Shipping Inc., 156-15, 146th Avenue, 2nd Floor, Jamaica, NY 11434, USA.

**Editorial**

- 851** Why birdshot retinochoroiditis should rather be called 'HLA-A29 uveitis'?  
 OPEN ACCESS  
*C P Herbert, C Pavésio, P LeHoang, B Bodaghi, C Fardeau, P Kestelyn, P Neri, M Papadia*

**Clinical science**

- 856** Long-term visual and systemic prognoses of 83 cases of biopsy-proven sarcoid uveitis  
*C Rochepeau, Y Jamilloux, S Kerever, C Febvay, L Perard, C Broussolle, C Burillon, L Kodjikian, P Seve*
- 862** Randomised controlled trial of prophylactic antibiotic treatment for the prevention of endophthalmitis after open globe injury at Groote Schuur Hospital  
*N Du Toit, S Mustak, C Cook*
- 868** Risk factors for bleb-related infection following trabeculectomy surgery: ocular surface findings—a case–control study  
*P A Rai, K Barton, I E Murdoch*
- 874** Rates of glaucomatous visual field change after trabeculectomy  
*C Baril, J R Vianna, L M Shuba, P E Rafuse, B C Chauhan, M T Nicoleta*
- 879** Aqueous outflow facility after phacoemulsification with or without goniosynechialysis in primary angle closure: a randomised controlled study  
*I A Rodrigues, P Alagband, L Beltran Agullo, J Galvis, S Jones, R Husain, K S Lim*
- 886** Temporal ocular coherence tomography-measured changes in anterior chamber angle and diurnal intraocular pressure after laser iridoplasty: IMPACT study  
 OPEN ACCESS  
*R R A Bourne, I Zhekov, S Pardhan*
- 892** Virtual clinics in glaucoma care: face-to-face versus remote decision-making  
*J Clarke, R Puertas, A Kotecha, P J Foster, K Barton*
- 896** The role of specific visual subfields in collisions with oncoming cars during simulated driving in patients with advanced glaucoma  
 OPEN ACCESS  
 EDITOR'S CHOICE  
*S Kunitatsu-Sanuki, A Iwase, M Araie, Y Aoki, T Hara, T Fukuchi, S Udagawa, S Ohkubo, K Sugiyama, C Matsumoto, T Nakazawa, T Yamaguchi, H Ono*

- 902** One-year outcome after Descemet membrane endothelial keratoplasty (DMEK) comparing sulfur hexafluoride (SF<sub>6</sub>) 20% versus 100% air for anterior chamber tamponade  
*F Schaub, P Enders, K Snijders, S Schrittenlocher, S Siebelmann, L M Heindl, B O Bachmann, C Cursiefen*
- 909** Outcomes of keratoplasty in the mucopolysaccharidoses: an international perspective  
*K L Ohden, S Pütz, J Ashworth, A Magalhães, D R Marinho, P Lindahl, K Teär Fahnehjelm, C G Summers*
- 913** Amnion-assisted conjunctival epithelial redirection in limbal stem cell grafting  
*H S Dua, A Miri, M S Elalfy, A Lencova, D G Said*
- 920** Refractive improvements and safety with topography-guided corneal crosslinking for keratoconus: 1-year results  
*M Nordström, M Schiller, A Fredriksson, A Behndig*
- 926** The effects of transdermal testosterone and oestrogen therapy on dry eye in postmenopausal women: a randomised, placebo-controlled, pilot study  
*B Golebiowski, N Badarudin, J Eden, L Gerrand, J Robinson, J Liu, U Hampel, J You, F Stapleton*
- 933** Benign reactive lymphoid hyperplasia of the conjunctiva in childhood  
*A G AlAkeely, H M Alkatan, A H Alsuhaibani, H AlKhalidi, L A Safieh, S E Coupland, D P Edward*
- 940** Topography of the supraorbital nerve with reference to the lacrimal caruncle: danger zone for direct browplasty  
*Y-C Gil, K-J Shin, S-H Lee, W-C Song, K-S Koh, H J Shin*

**MORE CONTENTS ►**



This article has been chosen by the Editor to be of special interest or importance and is freely available online.



This article has been made freely available online under the BMJ Journals Open Access scheme. See <http://authors.bmj.com/open-access>



This journal is a member of and subscribes to the principles of the Committee on Publication Ethics  
[www.publicationethics.org.uk](http://www.publicationethics.org.uk)



When you have finished with this magazine please recycle it.

- 946** Anatomical and functional outcomes following vitrectomy for advanced familial exudative vitreoretinopathy: a single surgeon's experience  
*M Hocaoglu, M Karacorlu, I Sayman Muslubas, M G Ersoz, S Arf*
- 951** Size and vitreomacular attachment of primary full-thickness macular holes  
*E Philippakis, F Amouyal, A Couturier, E Boulanger-Scemama, A Gaudric, R Tadayoni*
- 955** Natural history and effect of therapeutic interventions on subretinal fluid causing foveal detachment in macular telangiectasia type 2  
*H Mehta, S Müller, C A Egan, S Degli Esposti, A Tufail, D A Sim, F G Holz, A C Browning, W M Amoaku, P Charbel Issa, M C Gillies*
- 960** Association between OCT-based microangiography perfusion indices and diabetic retinopathy severity  
*A D Lin, A Y Lee, Q Zhang, K A Rezaei, J Kinyoun, R K Wang, C S Lee*
- 965** Diabetes and diabetic retinopathy in people aged 50 years and older in Hungary  
*G Tóth, D Szabó, G L Sándor, I Szalai, R Lukács, A Pék, G Z Tóth, A Papp, Z Z Nagy, H Limburg, J Németh*
- 970** Comparison of anti-VEGF therapies on fibrovascular pigment epithelial detachments in age-related macular degeneration  
*A Au, V S Parikh, R P Singh, J P Ehlers, A Yuan, A V Rachitskaya, J E Sears, S K Srivastava, P K Kaiser, A P Schachat, D F Martin, Y Modi*
- 976** Association between VEGF-A and VEGFR-2 polymorphisms and response to treatment of neovascular AMD with anti-VEGF agents: a meta-analysis  
*M Wu, H Xiong, Y Xu, X Xiong, H Zou, M Zheng, X Wang, X Zhou*
- 985** Optical coherence tomography angiography of foveal hypoplasia  
*K Pakzad-Vaezi, P A Keane, J N Cardoso, C Egan, A Tufail*
- 989** Retinal vessel calibre measurements by optical coherence tomography angiography  
*K Ghasemi Falavarjani, M Al-Sheikh, F Darvizeh, A A Sadun, S R Sadda*
- 993** Retinal microvascular network geometry and cognitive abilities in community-dwelling older people: The Lothian Birth Cohort 1936 study  
*S McGrory, A M Taylor, M Kirin, J Corley, A Pattie, S R Cox, B Dhillon, J M Wardlaw, F N Doubal, J M Starr, E Trucco, T J MacGillivray, I J Deary*



OPEN ACCESS



OPEN ACCESS

## Electronic pages

**e4** Thank you to reviewers 2016



101 (7)

*Br J Ophthalmol* 2017 101: i-998

---

Updated information and services can be found at:  
<http://bjo.bmj.com/content/101/7>

---

*These include:*

**Email alerting  
service**

Receive free email alerts when new articles cite this article. Sign up in the box at the top right corner of the online article.

---

**Notes**

---

To request permissions go to:  
<http://group.bmj.com/group/rights-licensing/permissions>

To order reprints go to:  
<http://journals.bmj.com/cgi/reprintform>

To subscribe to BMJ go to:  
<http://group.bmj.com/subscribe/>