JOHN WEISS & SON, LTD.

17 WIGMORE STREET,

LONDON, W.1

Telephone: MUSeum 7733



CARRYING CASE FOR EYE INSTRUMENTS

B1711. Black leather, lined with silk velvet. Fitted with tray for forceps, scissors, rack for knives and needles, compartments for specula, trephines, probes, etc. Carrying handle, lock and key.

AN INVITATION

You are cordially invited to visit our Showrooms at 17, Wigmore Street, W.1, and inspect a comprehensive range of Ophthalmic Instruments and Apparatus.

CLIFFORD BROWN LD.

45 WIGMORE STREET
LONDON, W.1

Telephone: WEL 4730
(Private Branch Exchange)

Manufacturing Dispensing Opticians

A High Grade Dispensing Service is available at all our Branches

EAST SHEEN	210 Upper Richmond Road, S.W.14
GLASGOW	141 Bath Street, C.2
KINGSTON	14 High Street
MANOR PARK	652 Romford Road, E.12
MORDEN	8 Morden Court Parade
ORPINGTON, KENT	260 High Street
PERTH	143 South Street
PUTNEY	151 Upper Richmond Road, S.W.15
REDHILL	113 Station Road
REIGATE	25 Church Street
RICHMOND	7 Lichfield Terrace, Sheen Road
S. WIMBLEDON	70 The Broadway, S.W.19
SUNDERLAND	204 High Street West
TWICKENHAM	24 York Street
VICTORIA	52 Sloane Square, S.W.1
WANDSWORTH	67 East Hill, S.W.18
WATERLOO	298 Waterloo Road, S.E.1
WELLING, KENT	35 Bellegrove Road
WIMBLEDON	84 High Street, S.W.19
WORTHING	Revenue Buildings, Chapel Road
WEST WORTHING	6 Wallace Parade, Goring Road

BY APPOINTMENT OPTICIANS TO HER LATE MAJESTY QUEEN MARY

C. W. DIXEY & SON LTD.

19 WIGMORE STREET · LONDON W.1.

TELEPHONE: LANGHAM 1713

Ophthalmic Surgical Instruments and Apparatus

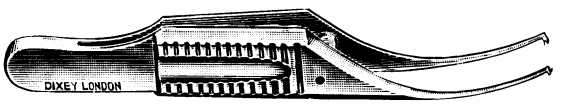

D 1203



D 711

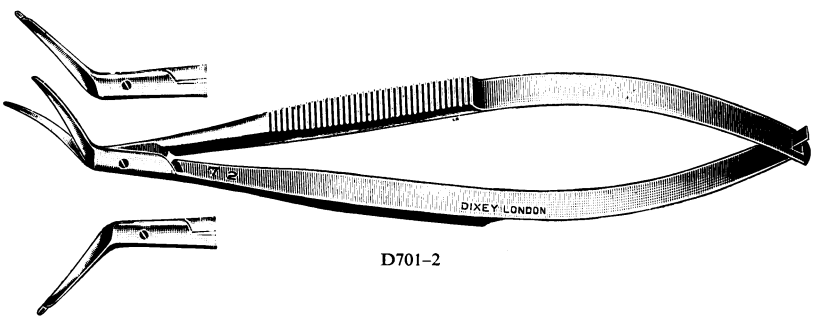

D701–2

D 1203. Barraquer's Colibri Forceps, for corneal suturing, etc.

D 711. Vannas' Scissors, for occlusio pupillae, anterior synechia, capsule, etc.

D 701–2. Castroviejo's Incision Enlarging Scissors, Right & Left.

Delivery of the above or other instruments from our comprehensive range can usually be made from stock.

Catalogue sent on request.

Melson Wingate Ltd

7, WIGMORE STREET, LONDON, W.1.



Patent No.: 824876

THE TEMPLE GRIP TRIAL FRAME

Designed to fit all faces.

Allows for asymmetrical eyes.

Only one screw adjustment to each eye.

THE TEMPLE GRIP FRAME

A Spectacle that does not rest on the nose, yet retains the appearance of a normal frame.

Especially useful in cases of patients who cannot tolerate any pressure on the bridge of the nose.



Service

THROUGH 43 BRANCHES

As Guild Opticians, Clement Clarke uphold the highest standards of optical dispensing. Service is available to the Ophthalmic Surgeon and his patients through forty-three branches.

CLEMENT CLARKE

16 WIGMORE STREET, LONDON, W.1

Spectacles

FOR EVERY PURPOSE

Clement Clarke specialise in the design of spectacles for every requirement from practical everyday business needs to styles individually designed in an almost limitless range of materials.

CLEMENT CLARKE

16 WIGMORE STREET, LONDON, W.1

CONTROL
INFECTION
NIGHT AND DAY
with

'BROLENE'
trade mark *brand*

DIBROMOPROPAMIDINE ISETHIONATE
EYE OINTMENT

and

PROPAMIDINE
OPHTHALMIC SOLUTION

These two preparations provide complementary forms of treatment for infections and superficial injuries of the eye. 'Brolene' ointment is best used at night while Propamidine Ophthalmic Solution is ideal for daytime application.

PRESENTATIONS
'Brolene' is supplied as a 0·15 per cent eye ointment.
Propamidine Ophthalmic Solution: 0·1 per cent solution in dropper bottles.
Further information is available on request.

MANUFACTURED BY
MAY & BAKER LTD

DISTRIBUTORS
PHARMACEUTICAL SPECIALITIES
(MAY & BAKER) LTD
DAGENHAM
M&B *brand Medical Products*

MA6321/120


5 gm.
EYE
OINTMENT
MADE IN ENGLAND BY
MAY & BAKER LTD
DAGENHAM
½ OZ.
OPHTHALMIC SOLUTION
containing 0·1% w/v
Propamidine Isethionate
MADE IN ENGLAND BY
MAY & BAKER LTD. DAGENHAM

HAWES READING SCREEN

With Adjustable Aperture



A SIMPLE DEVICE WHICH HAS PROVED VERY HELPFUL TO ELDERLY PATIENTS WITH INCIPIENT SENILE CATARACT OR MACULA CHANGES. EXTRANEOUS LIGHT IS ABSORBED BY THE SCREEN. THE APERTURE IS ADJUSTED TO A SUITABLE WIDTH LEAVING A FEW LINES OF PRINT CLEARLY DISCERNIBLE

ALFRED HAWES & SON, LTD.

79, LEADENHALL STREET, LONDON, E.C.3
25, NEW CAVENDISH STREET, LONDON, W.1

and at

CHISLEHURST CROYDON DORKING ELTHAM
GODALMING GUILDFORD ILFORD LEATHERHEAD
LEWISHAM LEYTON ROMFORD ST. PAUL'S CRAY
STRATFORD WHITECHAPEL WALTHAMSTOW WOKING
WALTON-ON-THAMES

ERNST GRIESHABER
of SCHAFFHAUSEN

**makers of
the well-known
FRANCESCHETTI
trephines and needles.
GIRARDET and
CASTROVIEJO
keratoplasty instruments,
needles, knives,
keratomes, refractors
curettes, etc.**

full detailed list on application.

**Sole
agents
in this country**

THEODORE HAMBLIN LTD

15 Wigmore Street, London, W.1.

Fashion Frames



* *

A further example of the spectacle-maker's craft, combined with the jeweller's. Hand-made frames, trimmed hand-set rhinestones and pearls. Earrings to match.

* *

Made and Designed by

A. E. NEWBOLD, LTD.

11b, Hay Hill, Berkeley Square, London, W.1

HYDE PARK 0945/6

Branch: 1 Broadway Buildings BROMLEY, Kent

Branch: 64 High Street BECKENHAM, Kent

OCULAR PROSTHETICS

MR. STEER WARDMAN

Artificial Eye Specialist
of

Brooks & Wardman

Dispensing Opticians *Artificial Eye Makers*

24 REGENT STREET
NOTTINGHAM
Telephone: 46309 2 Lines

Also attends by appointment at the following addresses:

91, Cornwall Street,
BIRMINGHAM, 3.
Phone: Central 0583

76, Skinnergate,
DARLINGTON.
Phone: 3611

28, Watson Road,
WORKSOP, NOTTS.
Phone: 3204

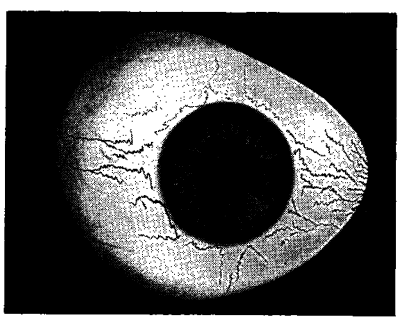

My work covers all recent advances in ocular prostheses, magnetic artificial eyes, and facial prostheses.

THE RAYNER RECORDING PERIMETER



Cat. No. 51. THE RAYNER RECORDING PERIMETER. £75

Rayner

Instrument Department,
160, New Bond Street,
London, W.1

MAYfair 0128

Our complete Ophthalmological Catalogue gladly sent on request

NEW

Rotoid Spectacles

Design permits fitting lenses close to the eyes in the usual Rotoid position

Telescopic Spectacles

Bridge reinforced for maintenance of optical alignment.
Large pads, for even distribution of weight.



Two Items from Hamblin's Standard Range

Hamblin's Standard Range is already well known for its wide selection of fashionable, optically efficient frames, at prices well below their hand-made counterparts.

Rotoid and Telescopic spectacles, the optical elements of which demand frames not well suited to the more usual prescriptions, have hitherto fallen outside this range. Now, rationalization of design has permitted two new frames to be introduced into the Standard Range. They meet the basic optical requirements of Telescopic Spectacles and Rotoids respectively and will be found admirable for hospital patients.

THEODORE HAMBLIN LTD

15 Wigmore Street, W.1.

Sjögren "Hand" Test



with additional 6/5 test card

At Dr. Sjögren's suggestion a 6/5 test has been added so that the set now comprises seven cards (6/36 to 6/5), all finished with a washable surface. The fingers of the hands conform to the Snellen specification, for use at **six metres.**

The new 6/5 card is available separately.

THEODORE HAMBLIN LTD

15 Wigmore Street, London, W.1.

NEW FOR GLAUCOMA

reduce intra-ocular pressure with a new, highly potent carbonic anhydrase inhibitor

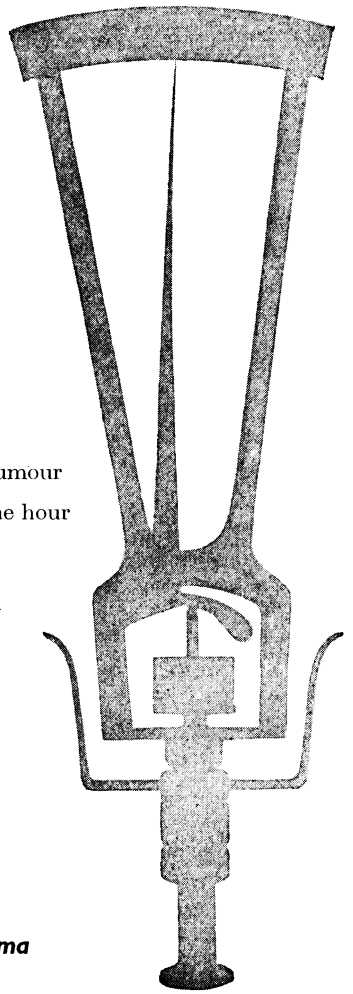

'DARANIDE'

- inhibits the formation of aqueous humour
- lowers intra-ocular tension within one hour and maintains this reduction for six hours or more
- gives smooth control with relatively few side-effects
- reduces the likelihood of metabolic acidosis in comparison with other carbonic anhydrase inhibitors
- may often be effective when other carbonic anhydrase inhibitors have failed or have not been tolerated

for the oral treatment of glaucoma

DARANIDE

Trade Mark

(Dichlorphenamide)

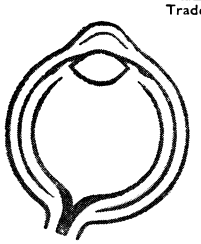

How Supplied: Tablets, 50 mg., in bottles of 100.

The United Kingdom N.H.S. basic cost is 40s. 0d. per 100 tablets (plus purchase tax).

Full details and references gladly supplied on request.

MSD MERCK SHARP & DOHME LIMITED · HODDESDON · HERTS

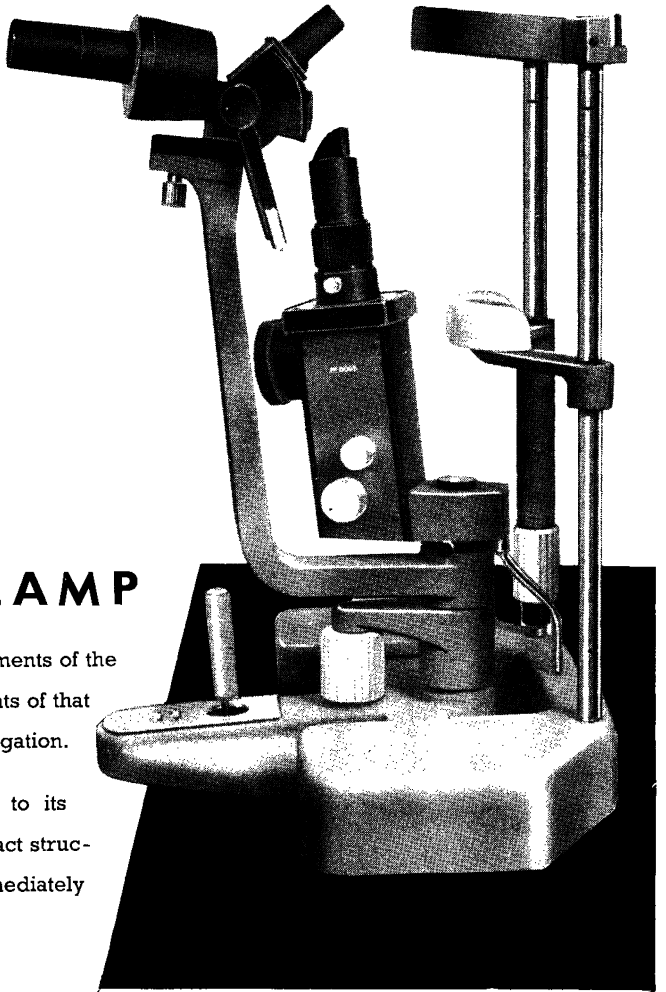

Our new

SLIT LAMP

fulfils the requirements of the latest developments of that method of investigation.

However, thanks to its simple and compact structure, you are immediately expert in its use.

GAMBS
4, RUE PRÉSIDENT CARNOT
LYON
FRANCE

HANS RAJ NAYYAR & CO
AMRITSAR INDIA

Sterchs Martin LTD
INSTRUMENT DEPARTMENT
36, New Cavendish Street LONDON, W. 1.

SHAPLAND VITREOUS IMPLANT NEEDLE *

The needle, of 18-gauge stainless steel, has an annular "stop" 12mm. from the point to ensure correct depth of penetration. A cutting edge on the point facilitates insertion. Pre-placed sutures are tied underneath stop as needle is withdrawn to guard against leakage. Available in Record or Luer fitting, this needle may also be used for vitreous aspiration.

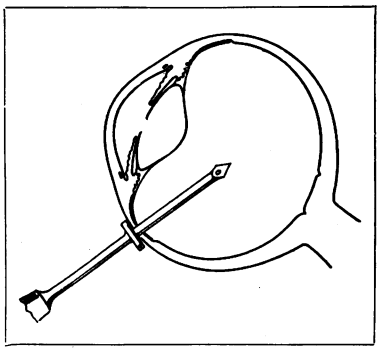

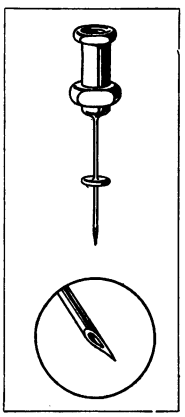

SHAPLAND AIR INJECTION NEEDLE *

This new needle, 26 gauge, is also fitted with a stop for safety and maintenance of correct depth of insertion. It fits both Record and Luer syringes.

* Shapland, C. Dee. *Trans. Ophth. Soc. U.K. LXXVII, 69.* ("Intravitreal Vitreous in Retinal Detachment Surgery").

PHILPS-FISON ELECTRODE SET

This compact set provides the Ophthalmic Surgeon with a neat and comprehensive array of electrodes. These are mounted in rotating cylinders set in a stainless steel container. The entire outfit may be sterilised by hot air, spirit or formalin: then by rotation of the cylinders the electrodes are swung upwards for easy and rapid selection (see illustration).



39 WIGMORE STREET
LONDON, W.1
ENGLAND
Telephone: Welbeck 8512
Cable: Optikeela, Wesdo, London.

Keeler

5241 WHITBY AVENUE
PHILADELPHIA 43
Pa., U.S.A.
Phone: Granite 4-5310

BORALINE

decongestive
mildly
antiseptic

ideal in
conjunctival
irritation

CHIBRET

Sole distributors:
COATES & COOPER LTD. WEST DRAYTON, MIDDLESEX

RECENT INTRODUCTIONS BY OUR INSTRUMENT DEPT.

CUBE "E" TEST



DESIGNED FOR USE IN TESTING VISUAL ACUITY IN THE VERY YOUNG. PLASTIC CUBES WITH SNELLEN LETTERS. 6/60 TO 6/9 OR 6/36 TO 6/6. AN ORIGINAL STERCKS MARTIN INSTRUMENT.

ALSO —

THE NEW GAMBS SLIT LAMP

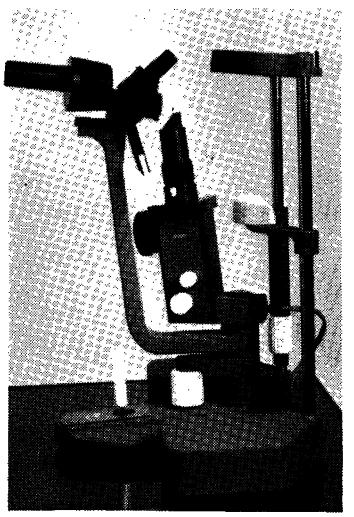

THE MORE DESIRABLE POINTS OF ORTHODOX MODERN DESIGN ARE HERE AVAILABLE IN A SLIT LAMP OF REASONABLE COST.

- *UNINTERRUPTED INCIDENCE ARC.*
- *JOY-STICK CONTROL.*
- *LIGHTING BOOST CONTROL.*

Where possible we will arrange to call and demonstrate. Please write for details.

Stercks Martin LTD
DISPENSING OPTICIANS
INSTRUMENT DEPARTMENT
35, NEW CAVENDISH ST., LONDON, W.1.
TEL: HUNTER 0644.

SOLE AGENTS, UNITED KINGDOM & EIRE, FOR GAMBS OF LYON

LINWOOD STRONG LTD.

Dispensing Opticians

offer first-class facilities and expert
attention to patients resident in the Sutton,
Epsom, Worthing and Brighton areas.

SUTTON
20 High Street, Sutton
Telephone: VIGilant 2798

EPSOM
45 Upper High Street, Epsom
Telephone: Epsom 2300

WORTHING
Connaught Buildings
Chapel Road, Worthing
Telephone: Worthing 5193

BRIGHTON
57B London Road, Brighton
Telephone: Brighton 29425

S. P. HOLLOWAY LTD.

PROMPT DISPENSING

WORKSHOP ON THE PREMISES

14A, HENRIETTA PLACE

(Corner of Welbeck Street)

LONDON · W.1

Telephone Welbeck 2703

GEORGE ODELL LTD.

DISPENSING OPTICIANS

A. H. ODELL, *Managing Director.*
M. ODELL, *Secretary.*

Members of the Guild of British Dispensing Opticians

Makers of spectacles of a fine precision and of a standard worthy of the best work of British craftsmen—a very important but fast dwindling section of the optical industry.

Frames are made and mounted to the individual measurements of each patient and both frame and lenses periodically checked during the course of production.

The finished spectacles are finally checked by a qualified dispensing optician and whenever possible, personally fitted on every patient.

31, KING STREET,
ST. JAMES'S, S.W.1
Whitehall 9987

36, WELBECK STREET,
W.1
Welbeck 5320

HAMBLIN MINIATURE LANTERN SLIDES

For teaching small groups and for informal lectures, miniature slides. 5 cms. square, are ideal. Hamblin Miniature Lantern Slides, mostly in full colour are available in a range of typical fundus and external ocular appearances especially selected for teaching. The slides available are enumerated below.

The slides are photographic reproductions of master paintings made under the guidance of ophthalmologists. Special slides, to individual requirements, can be made to order.

A selection of lantern slides of standard size (3¼ ins. square) is also available.

FUNDUS CONDITIONS

Miniature No.	Condition.
MF 1.	Blonde Fundus.
MF 2.	Medium British Fundus.
MF 3.	Tigroid Fundus.
M4 4.	Negro Fundus.
MF 5.	Physiological Cupping.
MF 6.	Myopic Atrophy of Choroid.
MF 7.	Opaque Nerve Fibres.
MF 8.	Pseudo-Papilloedema.
MF 9.	Glaucomatous Cupping.
MF 10.	Primary Optic Atrophy.
MF 11.	Secondary ,, ,,
MF 12.	Retinitis Pigmentosa.
MF 13.	Papilloedema.
MF 14	Myopic Detachment.
MF 15.	Melanomatous Detachment.
MF 16.	Haematogenous Haemorrhages.
MF 17.	Embolism of Central Artery.
MF 18.	Thrombosis of Central Vein.
MF 19.	Acute Choroiditis.
MF 20.	(Tays) Colloid Deposits at Macula.
MF 21.	Old Choroiditis.
MF 22.	Diabetic Retinitis.
MF 23.	Albuminuric Retinitis.
MF 24.	Advanced Arterio-sclerosis.
MF 25.	Miliary Tuberculosis.
MF 26.	Diabetic Lipaemia.
MF 27.	Albinotic Fundus.
MF 28.	Rupture of the Choroid.

The John Foster Comparative Pictures of Fundus Changes of General Diagnostic Significance.

Miniature No.	Condition.
MF 29.	Normal Abnormalities.
MF 30.	Pigmentary Variations.
MF 31.	Disc Changes.
MF 32.	Haemorrhages.
MF 33.	Detachments, Choroiditis.
MF 34.	Disc Changes.
MF 35.	Disc Changes.





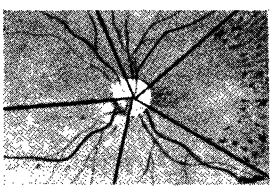

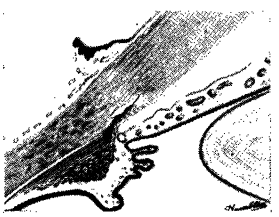

EXTERNAL APPEARANCES

Miniature No.	Condition.
ME 1.	Rosacea Keratitis.
ME 2.	Amaurosis from Glioma.
ME 3.	Angular Conjunctivitis.
ME 4.	Blepharitis.
ME 5.	Cuneiform Cataract.
ME 6.	Congenital Lamellar Cataract.
ME 7.	Chalazion.
ME 8.	Ophthalmic Neonatorum.
ME 9.	Dendritic Ulcer.
ME 10.	Phlyctenular Ulcer.
ME 11.	Hypopyon Ulcer.
ME 12.	Prolapse of Iris (traumatic)
ME 13.	Cyclitis, K.P., occlusio.
ME 14.	Dacryocystitis, acute.
ME 15.	Dislocation of Lens (posterior).
ME 16.	Epicanthus.
ME 17.	Episcleritis.
ME 18.	Acute congestive glaucoma.
ME 19.	Interstitial Keratitis.
ME 20.	Pterygium.
ME 21.	Ectropion.
ME 22.	Entropion and Trichiasis.
ME 23.	Trachoma.
ME 24.	Spring Catarrh.
ME 25.	Disciform Keratitis.
ME 26.	Follicular Conjunctivitis.
ME 27.	Pinguecula.
ME 28.	Coronary Cataract.
ME 29.	Hordeolum.
ME 30.	Iritis/Glaucoma (J. Foster).
ME 31.	Concomitant and Paralytic Strabismus.
MD 1.	Section through angle of anterior chamber.
MD 2.	Tear Cycle.
	Plain Slide for drawing on.

The above illustrations are full size.
Other slides will be added from time to time.

Hamblin
15 Wigmore St.
London W.1.

The Projection Focimeter

The introduction of Projection Focimeters represents a decided advance in the manufacture of lens measuring instruments. Hitherto, measurements had to be made monocularly with the operator's gaze directed into an eyepiece, in the same way as one uses a telescope or uniocular microscope. Constant lens checking in this manner can be very fatiguing and such fatigue undoubtedly causes errors of judgment, especially in the estimation of axis directions of low-powered cylinders.

In the Rolson Projection Focimeter, the telescope is replaced by a large screen, seen binocularly by the operator. Fatigue is largely eliminated and greater accuracy is ensured. Moreover, the large target image in this instrument, which can be still further magnified by the simple expedient of introducing an additional lens, is in itself an aid to more accurate measurement.



CLEMENT CLARKE

INSTRUMENT DEPT., 63 WIGMORE STREET, LONDON, W.1



HAEDINGER'S BRUSH ATTACHMENT FOR SYNOPTOPHORE

We are pleased to announce that work is in progress on the production of an attachment for our Major Synoptophore which will enable the important Haedinger's Brush phenomenon to be used in the treatment of Amblyopia.

HAEDINGER'S BRUSH IN SPACE

An instrument for the projection of the Haedinger's Brush in space is also under construction and will shortly be available. For use with this apparatus, we shall be able to supply a white screen with magnetic test objects.

Attention is drawn to the article BRICOLAGE PLEORTÓPTICO by Alfredo Arruga and Rachael Downey; we are indebted to the authors for the assistance given to us in the production of these instruments.

Please write for illustrated leaflet

CLEMENT CLARKE

INSTRUMENT DEPT., 63 WIGMORE STREET, LONDON, W.1.

HAMBLIN LISTER OPERATING LAMP

Made principally of aluminium alloy, this hand-lamp is portable and light. It is so designed as to be perfectly balanced in the hand. Its beam is readily focused to provide an intense but even patch of light for operating. The condenser is hinged to be quickly removable from the light path, so that a brilliant image of the filament may be projected; the illumination thus provided is ideal for such purposes as needling. It employs a 12-volt 12-watt lamp, requiring a transformer for use from A.C. mains. It can be supplied on an Anglepoise trolley carrying the transformer on the base as shown in the illustration.

Hamblin
15 Wigmore St.
London W.1.

THE CROYDON SURGICAL FACE MASK

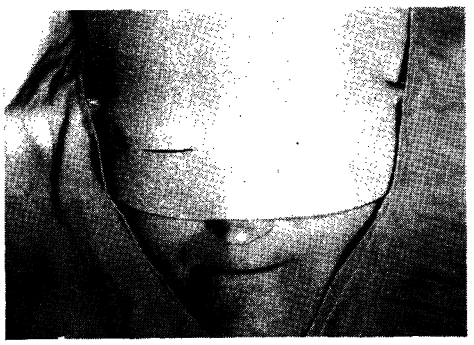

This new aid for the Ophthalmic Surgeon is made from hygienic foam plastic and may be easily sterilised by boiling.

The masks are absorbent to a much greater degree than the conventional lint type, and will neither fray nor "fluff up."

Available in convenient packages of six.

▲

Stage 1 shows the single slit in the mask stretched across the patient's face.

Stage 2 The retractors are inserted and fitted under the eyelids in the usual way. On opening the speculum the mask is retracted in contact with the eyelids. ▶

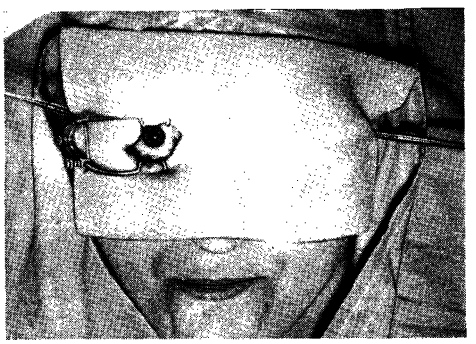

Stage 3 Illustrates the eye prepared for surgery. The dampened mask ensures close contact and thus good asepsis. ▶

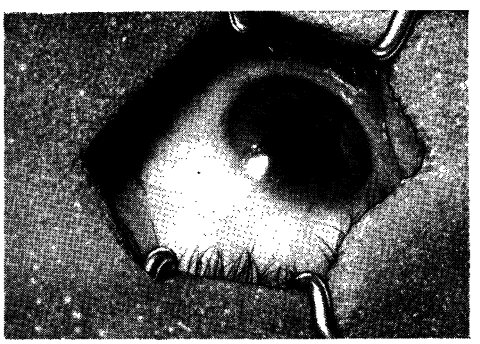



Inexpensive Pack of 6

39 WIGMORE STREET
LONDON, W.1
ENGLAND

Telephone: Welbeck 8512
Cable: Optikeela, Wesdo, London.

Keeler

5241 WHITBY AVENUE
PHILADELPHIA 43
Pa., U.S.A.

Phone: Granite 4-5310

A *new* Colour Vision Test

by PROF. KAKICHI UMAZUME

of TOKYO MEDICAL COLLEGE



PRINCIPAL FEATURES

1. Each colour chip painted by hand from media prepared to Spectrophotometric data
2. Accuracy of screening
3. Simplicity of classification
4. Definite grading
5. Detectable for Tritanopes

Technical Pamphlet on application.

Price **£7 7 0**

CURRY & PAXTON LTD.

195-199, GREAT PORTLAND STREET *and* 22, WIGMORE STREET, LONDON, W.1

INSTRUMENT DEPT: **120 ALBERT STREET, LONDON, N.W.1.** *Tel.:* GUL 7939

Principal Branches:

LIVERPOOL	SOUTHPORT	RICHMOND	NORWICH
GLASGOW	BATH	WARRINGTON	LOWESTOFT
BRISTOL	NOTTINGHAM	DERBY	LINCOLN



'CURPAX'

NEW MAJOR SYNOPTISCOPE

(BRITISH AND FOREIGN PATENTS PENDING)

The latest development for Orthoptic training including the new interchangeable eyepieces to provide alternative distance projection suggested by Dr. Stanworth of Manchester University. Full range of slides, after-image test and built-in transformer. Full details on application.

CURRY & PAXTON LTD.

195-199, GREAT PORTLAND STREET *and* 22, WIGMORE STREET, LONDON, W.1

INSTRUMENT DEPT: **120 ALBERT STREET, LONDON, N.W.1.** *Tel.:* GUL 7939

Principal Branches:

LIVERPOOL	SOUTHPORT	RICHMOND	NORWICH
GLASGOW	BATH	WARRINGTON	LOWESTOFT
BRISTOL	NOTTINGHAM	DERBY	LINCOLN

DOWN BROS. and MAYER & PHELPS Ltd.

BARRAQUER'S

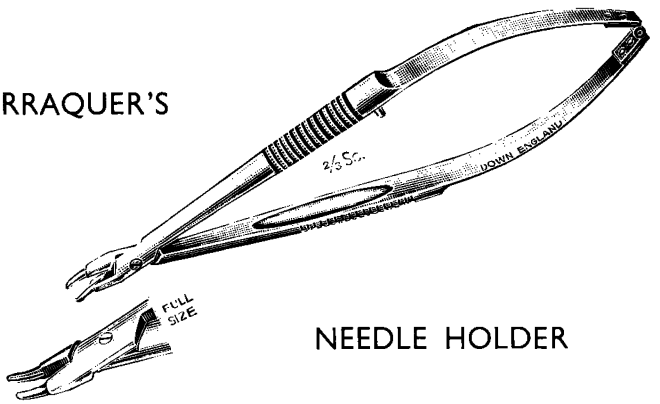

NEEDLE HOLDER

CHURCH PATH, MITCHAM, SURREY. 32-34, NEW CAVENDISH STREET, LONDON, W.I. 70, GRENVILLE STREET, TORONTO, CANADA

The Wrayflex in OPHTHALMOLOGY

for Photomicroscopy and Macrography

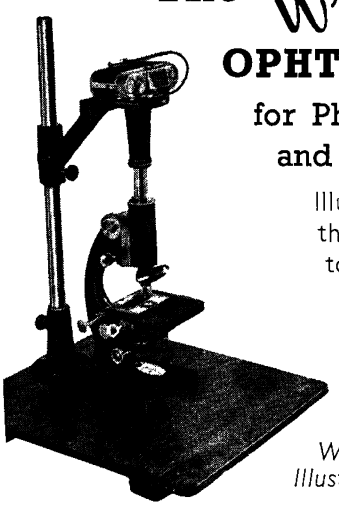

Illustrations show the camera fitted to a microscope and attached to copying stand



Write for 16pp Illustrated Brochure

WRAY (OPTICAL WORKS) LTD., BROMLEY, KENT

UNIVERSITY OF LONDON

INSTITUTE OF OPHTHALMOLOGY, JUDD STREET, LONDON, W.C.1

Associated with

MOORFIELDS EYE HOSPITAL

Qualified Medical Practitioners may enter the practice of the Moorfields Eye Hospital at any time, and are, on certain conditions, eligible for appointment as Clinical Assistants.

Systematic courses suitable for Diploma and Degree examinations begin in OCTOBER and MARCH of each year.

For further particulars apply to the Dean.

EXAMINATION OF PATHOLOGICAL OPHTHALMIC SPECIMENS.

The Department of Pathology of this Institute will examine and report on certain specimens sent by Ophthalmic Surgeons. Specimens sent from Hospitals for further examination should be sent through the particular Hospital Pathologist.

For particulars apply to the Director of the Department of Pathology.

ROYAL EYE HOSPITAL

ST. GEORGE'S CIRCUS, S.E.1

Telephone: WATERLOO 4477

The clinical practice of the Hospital is open to postgraduate students. There are 168,000 total outpatient attendances and over 1,450 admissions annually.

Courses of advanced tuition are held for the hospital medical staff; other suitable students are admitted as numbers permit.

Faithfully yours

PANKHURST & BARRETT LTD.

Dispensing Opticians

27, NEW CAVENDISH STREET, LONDON, W.1

250, IMPERIAL DRIVE, RAYNERS LANE, HARROW



LADY IN THE COMMUNITY

Our model is not wearing spectacles. If it were necessary she would undoubtedly be attracted by a Spiller Frame made to suit her features, her dress style and her purse. Such a frame might be the Spiller Folding Frame in two-tone material with silver adornments. The Spiller version of this useful style may be relied upon to combine real beauty of appearance with the sturdy construction necessary for long and hard wear.

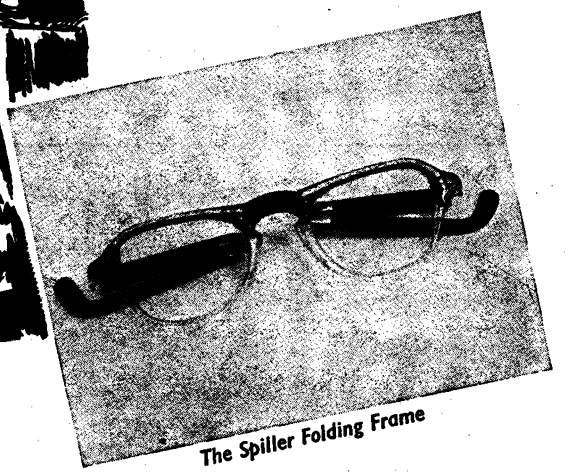

The Spiller Folding Frame

GEORGE SPILLER, Ltd.

41, WIGMORE ST., W.1

Tele.: WEL. 7471-2

THE FIRST OPTICIAN IN WIGMORE STREET. ESTABLISHED 1873

MADE AND PRINTED IN GREAT BRITAIN
BY WILLIAM CLOWES AND SONS, LIMITED, LONDON AND BECCLES