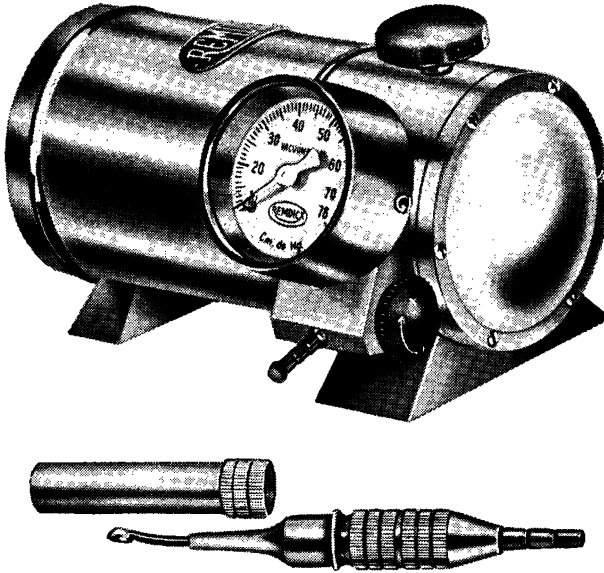


# JOHN WEISS & SON, LTD.

17 WIGMORE STREET,  
LONDON, W.1

Telephone: MUSEUM 7733

## BARRAQUER'S ERISIPHAKE



We are sole distributors of this  
equipment for the United Kingdom  
and Commonwealth Territories

WRITE FOR CATALOGUE OF OPHTHALMIC INSTRUMENTS AND APPLIANCES

# CLIFFORD BROWN L<sup>D</sup>.

45 WIGMORE STREET, LONDON, W.1

**MANUFACTURING DISPENSING OPTICIANS**

*take pleasure in announcing the opening of a*

## NEW BRANCH

AT

**KINGSGATE HOUSE  
82 HIGH STREET  
REDHILL**

Telephone: REDHILL 5600

---

AND AT

113 STATION ROAD,  
REDHILL

25 CHURCH STREET,  
REIGATE

BRANCHES AT

EAST SHEEN, GLASGOW, KINGSTON, MANOR PARK, MORDEN,  
ORPINGTON, PERTH, PUTNEY, REDHILL, REIGATE, RICHMOND,  
S. WIMBLEDON, SUNDERLAND, TWICKENHAM, VICTORIA,  
WANDSWORTH, WATERLOO, WELLING, WIMBLEDON, WORTHING,  
WEST WORTHING




BY APPOINTMENT OPTICIANS TO HER LATE MAJESTY QUEEN MARY

**C. W. DIXEY & SON LTD.**  
19 WIGMORE STREET · LONDON W.1.

TELEPHONE: LANGHAM 1713

## **OPHTHALMIC SURGICAL INSTRUMENTS AND APPARATUS**

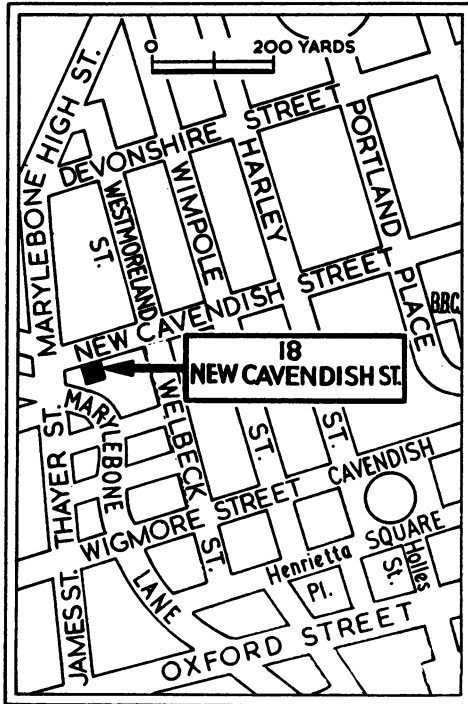


**D1685**

Ophthalmic Operation Table with screw geared head flap,  
rigid trunk section and mounted on hydraulic pump base.

*Catalogue on request*

# Melson Wingate



Phone WELbeck 8710

# CHANGE OF ADDRESS

owing to expiration of our Wigmore Street lease we have taken the opportunity of acquiring new premises at:—

**18, NEW CAVENDISH STREET  
LONDON W.1**



larger and better accommodation will enable us to continue our progressive policy in the field of visual aids.



**SPECTACLES  
INDIVIDUALLY  
DESIGNED**

Clement Clarke specialise in the design and manufacture of spectacles to individual requirements, and offer an almost limitless range of styles in real tortoiseshell and coloured synthetic materials.

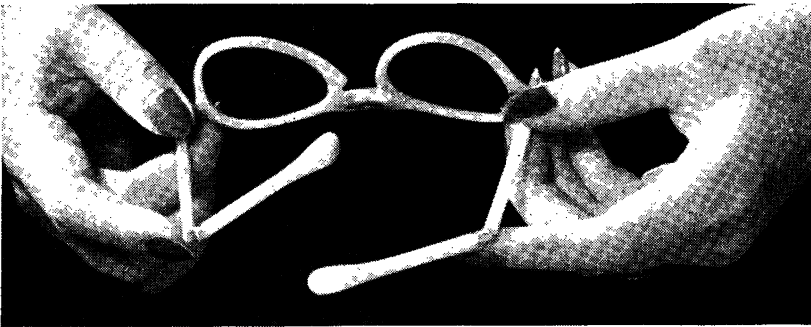
**CLEMENT CLARKE LTD.**

16 WIGMORE STREET, LONDON, W.1


Telephone: LANGHAM 2242



*"THE GOOD COMPANIONS"*




*BY CLEMENT CLARKE*



# HAWES READING SCREEN

*With Adjustable Aperture*



A SIMPLE DEVICE WHICH HAS PROVED VERY HELPFUL TO ELDERLY PATIENTS WITH INCIPIENT SENILE CATARACT OR MACULA CHANGES. EXTRANEIOUS LIGHT IS ABSORBED BY THE SCREEN. THE APERTURE IS ADJUSTED TO A SUITABLE WIDTH LEAVING A FEW LINES OF PRINT CLEARLY DISCERNIBLE

ALFRED HAWES & SON, LTD.  
79, LEADENHALL STREET, LONDON, E.C.3  
25, NEW CAVENDISH STREET, LONDON, W.1

*and at*

BOW  
ELTHAM  
LEATHERHEAD  
ST. PAUL'S CRAY

CHISLEHURST  
GODALMING  
LEWISHAM  
STRATFORD

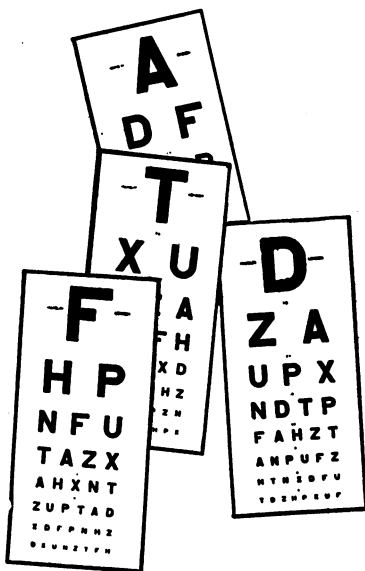
CROYDON  
GUILDFORD  
LEYTON  
WALTHAMSTOW  
WALTON-ON-THAMES

DORKING  
ILFORD  
ROMFORD  
WOKING




# Distance Types by HAMBLIN


15 Wigmore Street, London, W.1.



For Three Metres



For Five Metres



For Six Metres



THE  
**STERCKS MARTIN**  
INTERNALLY ILLUMINATED  
**"ALL ELECTRIC"**  
MOTOR DRIVEN  
**ROLLER TEST TYPE**

IS  
NOW AVAILABLE  
TO INDIVIDUAL  
ORDER

**... joy-stick remote control**  
**... overhead cords**  
**eliminated**

*For full details,  
including quotations  
for special arrangements  
... please note  
HUNTER 0644*

**Stercks Martin**

DEPARTMENT OF OPTICS  
INSTRUMENT DEPARTMENT  
45, NEW CAVENDISH ST.,  
LONDON, W.1.  
TEL. HUNTER 0644

SOLE IMPORTING AGENTS FOR GAMBS OF LYON

# OCULAR PROSTHETICS

MR. STEER WARDMAN

*Artificial Eye Specialist*

of

***Brooks & Wardman***

*Dispensing Opticians*

*Artificial Eye Makers*

24 REGENT STREET

NOTTINGHAM

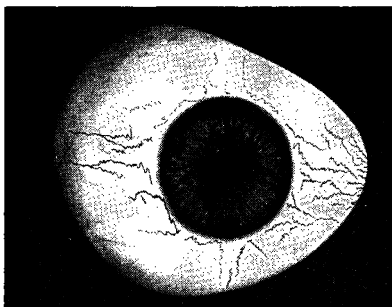
Telephone: 46309 2 Lines

*Also attends by appointment at the following addresses:*

91, Cornwall Street,  
BIRMINGHAM, 3.  
Phone: Central 0583

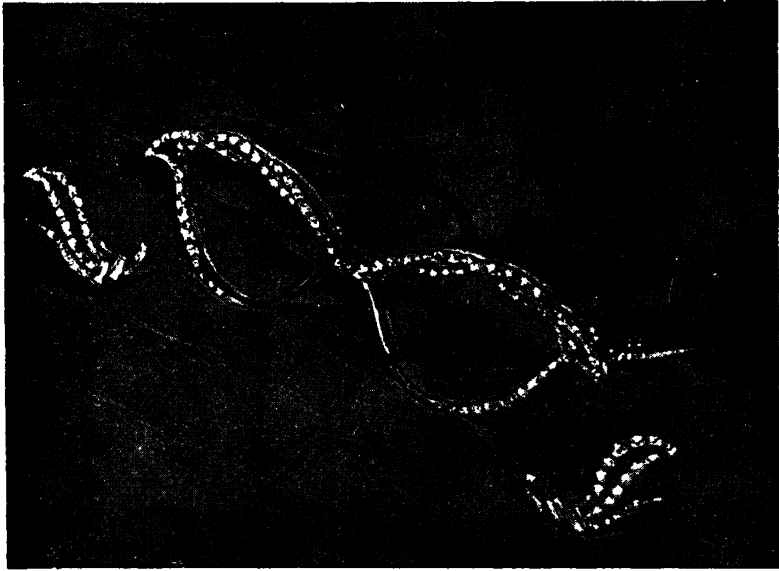
76, Skinnergate,  
DARLINGTON.  
Phone: 3611

28, Watson Road,  
WORKSOP, NOTTS.  
Phone: 3204



My work covers all recent advances in ocular prostheses, magnetic artificial eyes, and facial prostheses.

## *Fashion Frames*



\* \*

*A further example of the spectacle-maker's craft,  
combined with the jeweller's. Hand-made frames,  
trimmed hand-set rhinestones and pearls.*

*Earrings to match.*

\* \*

*Made and Designed by*

**A. E. NEWBOLD, LTD.**

**11b, Hay Hill, Berkeley Square, London, W.1**

*HYDE PARK 0946/6*

**Branch : 1 Broadway Buildings  
BROMLEY, Kent**


**Branch : 64 High Street  
BECKENHAM, Kent**



## CHARGE-A-LITE EQUIPMENT

This new Keeler electrical equipment provides the final solution to the problem of ensuring constant bright illumination in battery instruments, thus making conventional dry cells completely obsolete.

The K.2 Charge-a-Lite Rechargeable battery insert (right) and the single Charger Unit (below) are the only items required to convert any Ophthalmoscope and/or Retinoscope to modern rechargeable specifications.



- ★ The K.2 fits any Keeler battery handle - and most other handles of U.2 battery size.
- ★ The K.2 gives more than three hours' capacity at maximum brilliance.
- ★ The K.2 gives controlled voltage thus ensuring greater bulb life.
- ★ Only the K.2 is recommended for Keeler instruments to ensure maximum performance, reliability and safety.
- ★ The Single Charger (left) has double-wound transformer for safety.
- ★ This unit recharges K.2s or complete handles (see note below).
- ★ 110v. A.C. and 230.250v. A.C. units available.

In addition to the above, new instruments are now available with new complete Rechargeable Handles if required. For complete details on all units available practitioners are invited to write or telephone.




# Keeler

**INSTRUMENTS THAT  
LEAD THE WORLD**

**39 WIGMORE STREET, LONDON, W.1, ENGLAND  
5536 BALTIMORE AVE., PHILADELPHIA, Pa., U.S.A.**

*Rayner*

**THE DOMICILIARY TRIAL CASE**




*Please send for full details*

INSTRUMENT DEPARTMENT:

**160 New Bond Street, London, W.1.**


MAYfair 0128

BEXHILL, BIRKENHEAD, BOLTON, BRADFORD, BRIGHTON, BRIXTON, CHESTER, COVENTRY, CREWE, DONCASTER, EASTBOURNE, ELLESMERE PORT, HALIFAX, HARROGATE, HASTINGS, HEREFORD, HESWALL, HOVE, HUDDERSFIELD, HULL, LEAMINGTON, LEEDS, LEICESTER, LIVERPOOL, LUDLOW, NORTHWICH, NUNEATON, OLDHAM, OSWESTRY, RHYL, RUGBY, RUGELEY, SHREWSBURY, SOUTHPORT, STAFFORD, ST. HELENS, STOKE, STREATHAM, WALLASEY, W. HARTLEPOOL, WORCESTER. Works: HOVE and LONDON.



## Hamblin Universal Slit Lamp

This low-priced Slit Lamp, simple and robust, ensures freedom from complex maintenance worries. The microscope and light source, being independent of one another, permit an infinite variety of adjustments. Settings to the chin and head rest are quick and easy. Vertical displacement of the light spot assists in the detection of aqueous flare. As the instrument requires no special table, floor space need not be occupied permanently. The compactness of this Slit Lamp makes it readily transportable.




Illumination is by a 12-volt, 24-watt bulb off a mains transformer (in remote places the Slit Lamp can be run from a car battery). Objectives ( $\times 2$  and  $\times 4$ ) and eyepieces ( $\times 5$  and  $\times 10$ ) provide a magnification range of 10, 20 and 40 diameters. An adjustable table is available.

**THEODORE HAMBLIN LTD**

15 Wigmore Street, London, W.1.

---

## Sjögren "Hand" Test



▶ **with additional 6/5 test card**

At Dr. Sjögren's suggestion a 6/5 test has been added so that the set now comprises seven cards (6/36 to 6/5), all finished with a washable surface. The fingers of the hands conform to the Snellen specification, for use at six metres.

The new 6/5 card is available separately.

**THEODORE HAMBLIN LTD**

15 Wigmore Street, London, W.1.




# GLAUCOMA

*The new carbonic anhydrase  
inhibitor to reduce  
intra-ocular pressure*

## DARANIDE

inhibits the formation of  
aqueous humour  
lowers intra-ocular tension  
within one hour and maintains  
this reduction for six hours or  
more  
gives smooth control with  
relatively few side-effects  
reduces the likelihood of  
metabolic acidosis in  
comparison with other carbonic  
anhydrase inhibitors  
may often be effective when  
other carbonic anhydrase  
inhibitors have failed or have  
not been tolerated



# DARANIDE

(Dichlorophenamide)


Trade Mark

*FOR THE ORAL TREATMENT OF GLAUCOMA*

Tablets, 50 mg., in bottles of 100  
The United Kingdom N.H.S. basic cost is 40s. 0d. per 100 tablets  
Full details and references gladly supplied on request



**MERCK SHARP & DOHME LIMITED, HODDESDON, HERTS**



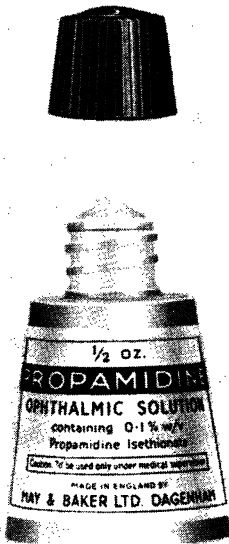
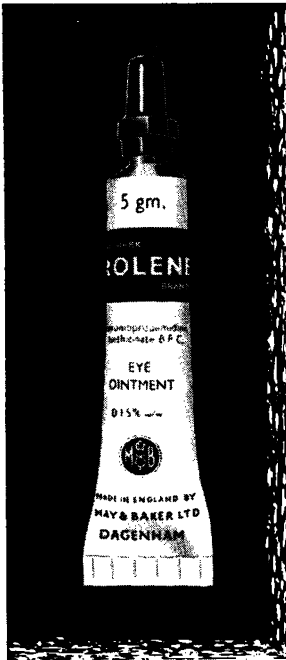
# PREDSOL



Predsol\* Eye Ear Drops contain no insoluble hormone particles. Predsol is water-soluble prednisolone phosphate.

\*Glaxo trade mark

GLAXO LABORATORIES LTD



# Control Infection Night and Day

with  
**'BROLENE'**

*trade mark* *brand*  
DIBROMOPROPAMIDINE ISETHIONATE  
EYE OINTMENT

and

# PROPAMIDINE OPHTHALMIC SOLUTION

These two preparations provide complementary forms of treatment for infections and superficial injuries of the eye. 'Brolene' ointment is best used at night while Propamidine Ophthalmic Solution is ideal for daytime application.

#### PRESENTATIONS

'Brolene' is supplied as a 0.15 per cent eye ointment and Propamidine Ophthalmic Solution as a 0.1 per cent solution in dropper bottles.

*Further information is available on request*

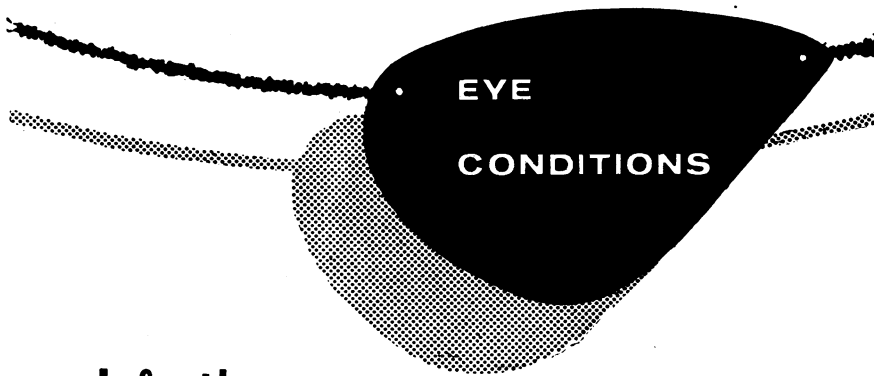
**M&B brand Medical Products**

MANUFACTURED BY  
**MAY & BAKER LTD**

MA6955/120

DISTRIBUTORS: PHARMACEUTICAL SPECIALITIES · (MAY & BAKER) LTD · DAGENHAM

IN  
THE  
TREATMENT  
OF



**Infective**

CHLOROMYCETIN\*  
**Ophthalmic**  
CHLOROMYCETIN\*  
**Ophthalmic Ointment**  
APLICAPS of  
**Chloromycetin**  
**Ophthalmic Ointment**

**Inflammatory**

CHLOROMYCETIN\*  
**HYDROCORTISONE**  
**Ophthalmic**  
CHLOROMYCETIN\*  
**HYDROCORTISONE**  
**Ophthalmic Ointment**



\*Trade Mark

**PARKE, DAVIS & COMPANY** *Inc. U.S.A. Liability Limited*

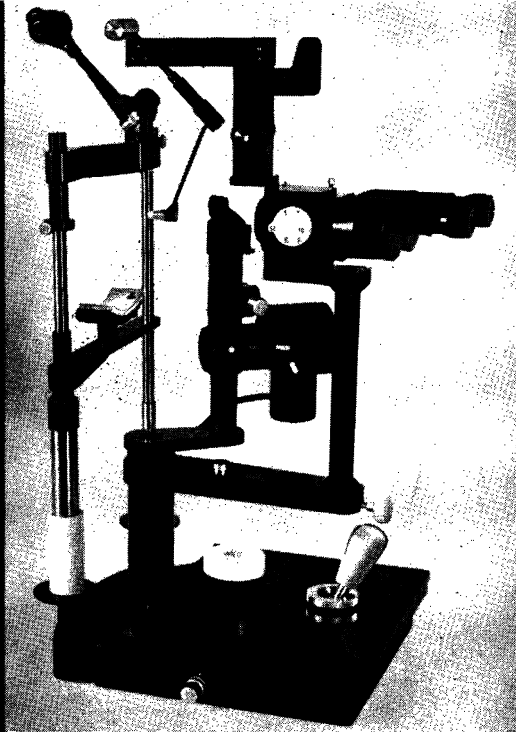
HOUNSLOW MIDDLESEX Telephone: HOUNslow 2361

# THE HAAG-STREIT TONOMETER

**with adapter  
is now available  
for the CARL ZEISS slit lamp**

Demonstrations  
by  
appointment

Slit lamp  
booklet on  
request from  
sole British  
agents



The Carl Zeiss Slit Lamp apparatus complete with camera attachment, Hruby lens etc., is now available for immediate delivery from stock. Catalogue on request from

**D**egenhardt  
AND COMPANY LIMITED

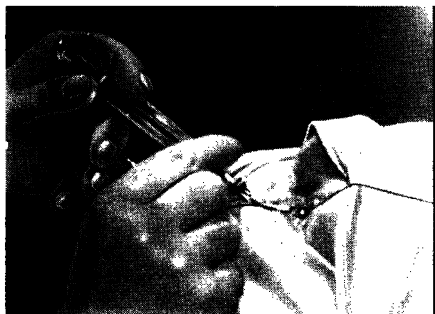
6 Cavendish Sq., London, W.1.  
Tel: LAN 6097-8-9



## Zonulysin in cataract

Zonulysin is a highly purified, sterile freeze-dried Alpha-Chymotrypsin, which is particularly indicated for resolving the ciliary zonule.

Maw's Zonulysin is presented in a convenient form for this purpose, allowing easy preparation of a fresh solution for each procedure.



Zonulysin instilled to flood anterior and bathe suspensory ligament.




Suspensory ligament resolved giving easy withdrawal of crystalline lens.

Supplied in boxes of 6 ampoules, each containing 0.2 mgm. Alpha-Chymotrypsin together with 6 ampoules each containing 1.0 ml. of Saline diluent.

*Enquiries to Ethical Department*

**S. MAW SON AND SONS LIMITED**

ALDRSGATE HOUSE · BARNET · HERTFORDSHIRE



*HAND MADE in TORTOISHELL  
and PLASTIC*

**A NEW DESIGNED AND REALLY  
WELL-MADE FRAME — FOR  
THE DISCRIMINATING MAN**

*MADE EXCLUSIVELY BY*


**C. DAVIS KEELER LTD**

DISPENSING OPTICIANS

**47, WIGMORE ST. LONDON, W.1  
AND BRANCHES**



**dispensing opticians**



20 High Street,  
Sutton, Surrey.

*Telephone: VIGilant 2798.*

45 Upper High Street,  
Epsom, Surrey.

*Telephone: EPSom 2300.*

Connaught Buildings,  
Chapel Road, Worthing.


*Telephone: Worthing 5193.*

57b London Road,  
Brighton.

*Telephone: Brighton 29425.*







The New Synoptophore

**CLEMENT CLARKE LTD.**

*INSTRUMENT DIVISION,  
63 WIGMORE STREET, LONDON, W.1*

# The New

## **CLEMENT CLARKE**

# SYNOPTOPHORE

---

This completely new Synoptophore which was introduced at the 1st European Congress of Ophthalmology at Athens in April, enables the orthoptist to apply the latest "pleoptic" techniques.

Among the important features incorporated are: *Haidinger's Brush Device* to produce the entoptic phenomenon so important in the treatment of abnormal retinal correspondence, an *improved After-Image Test* producing a better and longer-lasting effect, and a *Built-in Automatic Flashing Unit*.

All the controls are positioned together – a further improvement which will commend this new Synoptophore to the orthoptist.

---


**CLEMENT CLARKE LTD.**

INSTRUMENT DIVISION,  
63 WIGMORE STREET, LONDON, W.1

# A new Colour Vision Test

by PROF. KAKICHI UMAZUME

of TOKYO MEDICAL COLLEGE



## PRINCIPAL FEATURES

1. Each colour chip painted by hand from media prepared to Spectrophotometric data and of enduring qualities superior to printers' colours.
2. Accuracy of screening. Differentiation between protans and deutan's to a degree of 99.1% accuracy.
3. Simplicity of classification including plates for determining degree of abnormality.
4. Definite grading excludes malingering.
5. Inclusion of new plates for screening tritanopes.

*Technical Pamphlet on application.*


Price £7 7 0

## CURRY & PAXTON LTD.

195-199, GREAT PORTLAND STREET and 22, WIGMORE STREET, LONDON, W.1  
 INSTRUMENT DEPT.: 120 ALBERT STREET, LONDON, N.W.1. Tel.: GUL 7939

### Principal Branches:

LIVERPOOL	SOUTHPORT	RICHMOND	NORWICH
GLASGOW	BATH	WARRINGTON	LOWESTOFT
BRISTOL	NOTTINGHAM	DERBY	LINCOLN



**“CURPAX”**  
**NEW MAJOR SYNOPTISCOPE**

(BRITISH AND FOREIGN PATENTS PENDING)

The latest development for Orthoptic training including the new interchangeable eyepieces to provide alternative distance projection suggested by Dr. Stanworth of Manchester University. Full range of slides, after-image test and built-in transformer. Full details on application.

**CURRY & PAXTON LTD.**

195-199, GREAT PORTLAND STREET and 22, WIGMORE STREET, LONDON, W.1  
 INSTRUMENT DEPT: 120 ALBERT STREET, LONDON, N.W.1. Tel.: GUL 7939

*Principal Branches:*

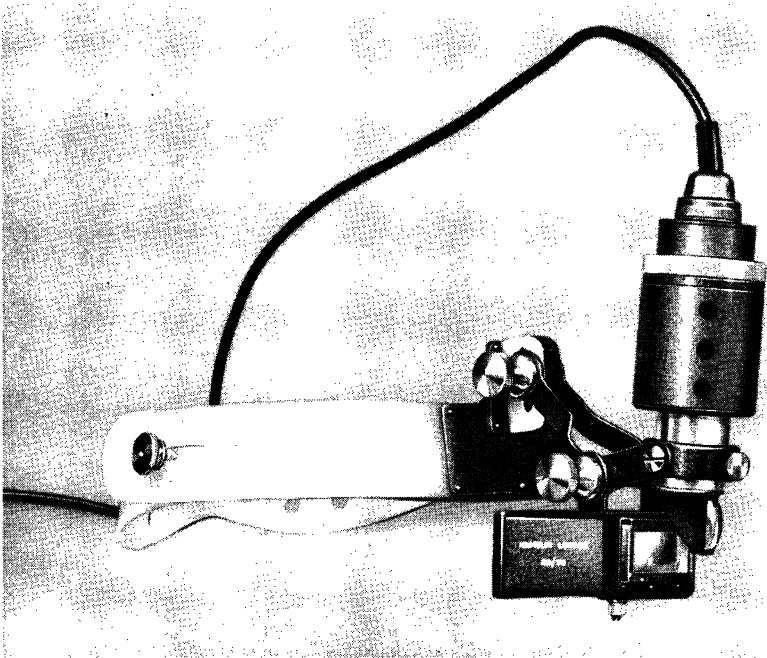
LIVERPOOL  
 GLASGOW  
 BRISTOL

SOUTHPORT  
 BATH  
 NOTTINGHAM


RICHMOND  
 WARRINGTON  
 DERBY

NORWICH  
 LOWESTOFT  
 LINCOLN

## Hamblin Polyscope Mark 2



A fully descriptive pamphlet will gladly be sent



***Stereoscopic Ophthalmoscopy,  
Binocular examination of narrow cavities:***

The Hamblin Polyscope Mark II removes most of the difficulty from such procedures. Rapidly interchangeable objectives convert the instrument into a Binocular Indirect Ophthalmoscope or into an illuminated Prismatic Loupe with a choice of powers. The optical projector assures even illumination; it permits the light beam to be placed directly in the plane of observation. Brilliancy is supplied by a precentred 18-watt lamp. The instrument is light in weight and well balanced, so that it may be worn for long periods without causing fatigue.

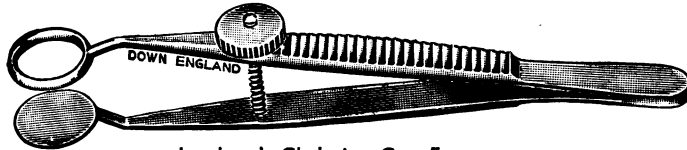
Supplied in a robust carrying case, complete with spare 6-volt 18-watt lamp, removable transformer, two different objectives and a condensing lens for ophthalmoscopy.

**THEODORE HAMBLIN LTD**

15 Wigmore Street, London, W.1.

**NEW ITEMS**

Alabama Suturing Forceps



Lambert's Chalazion Cyst Forceps

**DOWN BROS. and MAYER & PHELPS Ltd.**

CHURCH PATH,  
MITCHAM, SURREY

32-34, NEW CAVENDISH STREET,  
LONDON, W.1

70, GRENVILLE STREET,  
TORONTO CANADA

## **GEORGE ODELL LTD.**

### **DISPENSING OPTICIANS**

A. H. ODELL, *Managing Director.*  
M. ODELL, *Secretary.*

*Members of the Guild of  
British Dispensing Opticians*

Makers of spectacles of a fine precision and of a standard worthy of the best work of British craftsmen—a very important but fast-dwindling section of the optical industry.

Frames are made and mounted to the individual measurements of each patient and both frame and lenses periodically checked during the course of production.

The finished spectacles are finally checked by a qualified dispensing optician and whenever possible, personally fitted on every patient.

**31, KING STREET,  
ST. JAMES'S, S.W.1**  
Whitehall 9987

**36, WELBECK STREET  
W.1**  
Welbeck 5320

**W. CALLAGHAN & S. P. HOLLOWAY LTD.**

ACCURATE & PROMPT DISPENSING

PERSONAL ATTENTION BY  
THE PRINCIPALS

**14A, HENRIETTA PLACE**

*(Corner of Welbeck Street)*

**LONDON · W.1**

*Telephone Welbeck 2703*

*Faithfully yours*

**PANKHURST & BARRETT LTD.**

*Dispensing Opticians*

---

27, NEW CAVENDISH STREET, LONDON, W.1

250, IMPERIAL DRIVE, RAYNERS LANE, HARROW



UNIVERSITY OF LONDON

**INSTITUTE OF OPHTHALMOLOGY, JUDD STREET, LONDON, W.C.1**Associated with  
**MOORFIELDS EYE HOSPITAL**

Qualified Medical Practitioners may enter the practice of the Moorfields Eye Hospital at any time, and are, on certain conditions, eligible for appointment as Clinical Assistants.

**Systematic courses suitable for Diploma and Degree examinations begin in OCTOBER and MARCH of each year.***For further particulars apply to the Dean.***EXAMINATION OF PATHOLOGICAL OPHTHALMIC SPECIMENS.**

The Department of Pathology of this Institute will examine and report on certain specimens sent by Ophthalmic Surgeons. Specimens sent from Hospitals for further examination should be sent through the particular Hospital Pathologist.

For particulars apply to the Director of the Department of Pathology.

FOR SALE, OPHTHALMIC PRACTICE IN LARGE MODERN  
FAST-EXPANDING RHODESIAN TOWN. WELL ESTABLISHED  
AND INCLUDES CONTRACT. WRITE BOX No. 30, BRITISH  
JOURNAL OF OPHTHALMOLOGY, B.M.A. HOUSE, TAVISTOCK  
SQUARE, LONDON, W.C.1.

# DEVELOPMENTAL ABNORMALITIES OF THE EYE

By IDA MANN

C.B.E., M.A., D.Sc., M.B., B.S., F.R.C.S., F.R.A.C.S.

**SECOND EDITION, REVISED AND ENLARGED**

March, 1957. 419 pages. 284 illustrations, 68 in full colour.  
90s. net (postage, 2s. inland, and overseas)

*"A work which will be found to be indispensable to all practising ophthalmologists and sheds lustre on British ophthalmology."*—BRITISH JOURNAL OF OPHTHALMOLOGY.

*"A beautiful book, well written, exquisitely illustrated. This book is a classic. A copy should be owned by every ophthalmologist. Though primarily for a reference, it makes exceedingly interesting reading from cover to cover."*—AMERICAN JOURNAL OF OPHTHALMOLOGY.

**BRITISH MEDICAL ASSOCIATION**

B.M.A. House, Tavistock Square, London, W.C.1

PHILADELPHIA - J. B. LIPPINCOTT COMPANY

# ROENTGENOLOGIC DIAGNOSIS IN OPHTHALMOLOGY

By EDWARD HARTMANN, M.D. and EVELYN GILLES, M.D., of the  
*American Hospital in Paris.* Translated by George Z. Carter, M.D.

A complete and explicit reference, supported by numerous illustrations, which handles problems involving inter-relationships between the two specialties of ophthalmology and X-ray diagnosis. The authors are highly respected in their fields and have here collaborated to produce a thorough, detailed and up to date book.

6" x 9"

375 pages

497 illustrations

£6 net

---

**PITMAN MEDICAL PUBLISHING CO. LTD.**

39 PARKER STREET LONDON W.C.2



## JOSIAH MACY, JR. FOUNDATION

*Announces the publication of*

### GLAUCOMA

*Transactions of the Fourth Conference*

Edited by Frank W. Newell, Department of Surgery (Ophthalmology)  
University of Chicago

Discussions in this volume centred around the fine structure of the normal trabecular apparatus in man, ultrastructure of the normal trabecular apparatus in man, the role of the trabecular structure in the problem of simple glaucoma, ultrastructure of the ciliary epithelium and its relationship to aqueous secretion, the fine structure of the ciliary epithelium and its relationship to aqueous secretion, and pathological findings on six eyes with primary glaucoma.

244 pages, 108 illustrations, 2 tables, 8 colour plates, index . . . . . 64s.

The multidiscipline conferences sponsored in the United States by the Josiah Macy, Jr. Foundation are held in an attempt to stimulate research and to promote effective communication across the departmental walls that tend to isolate the professions and specialties from one another. In the transactions, every effort is made to preserve the informal atmosphere of the conference room, so that the reader may participate vicariously in the stimulating discussions. All Josiah Macy, Jr. Foundation publications are sold at cost price.

AVAILABLE FROM ALL BOOKSELLERS

A complete catalogue, which includes descriptions of previous volumes in the above series, is available on request from our U.K. representative.

**R. S. R. HUTCHISON, W. S. HALL & CO.**  
60 ARNO VALE ROAD, NOTTINGHAM


# Selection

From some of the  
World's Finest Spectacleware



*An example of modern British styling*

... dispensed  
with the inherited  
skill of 86 years  
experience ...



... plus  
attention  
that is really  
personal ...

... at  
**SPILLERS**

---

---

**GEORGE SPILLER,**

Ltd.

**41, WIGMORE ST., W.1**

Tele.: WEL. 7471-2

Also at: 57, New Kings Road, Fulham, S.W.6.  
457A, Finchley Road, N.W.3.

THE FIRST OPTICIAN  
IN WIGMORE STREET.  
ESTABLISHED 1873

Tele: REN 6995