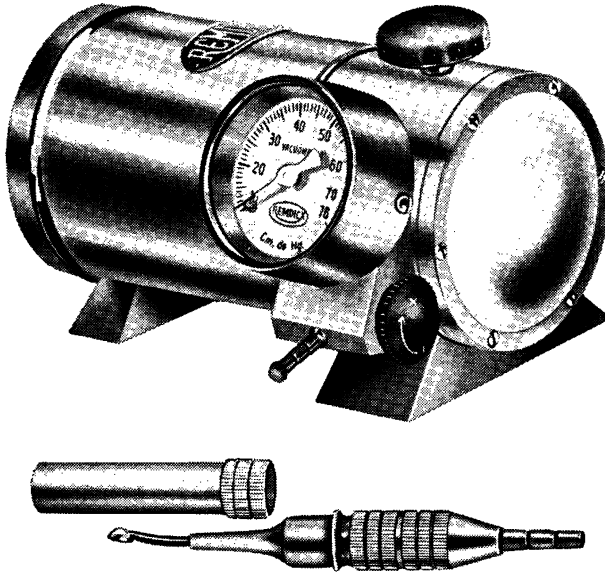


# JOHN WEISS & SON, LTD.

17 WIGMORE STREET,  
LONDON, W.1

Telephone: MUSEUM 7733

## BARRAQUER'S ERISIPHAKE



We are sole distributors of this  
equipment for the United Kingdom  
and Commonwealth Territories

WRITE FOR CATALOGUE OF OPHTHALMIC INSTRUMENTS AND APPLIANCES

**CLIFFORD BROWN L<sup>D</sup>.**

45 WIGMORE STREET, LONDON, W.1

**MANUFACTURING DISPENSING OPTICIANS**

*take pleasure in announcing the opening of a*

**NEW BRANCH**

AT

**5 SOUTH STREET**

**EXETER**

Telephone: EXETER 77698

---

**BRANCHES AT**

EAST SHEEN, GLASGOW, KINGSTON, MANOR PARK, MORDEN,  
ORPINGTON, PERTH, PUTNEY, REDHILL, REIGATE, RICHMOND,  
S. WIMBLEDON, SUNDERLAND, TWICKENHAM, VICTORIA,  
WANDSWORTH, WATERLOO, WELLING, WIMBLEDON, WORTHING,  
WEST WORTHING

## THE ROPER-HALL FOREIGN BODY LOCATOR

**DETECTS** metallic foreign bodies, whether ferrous or non-ferrous. At maximum sensitivity it will detect a 1 mm. particle of steel at 30 mm. ( $1\frac{1}{4}$ "), or a needle fragment at 10 cms. (4").


**DISCRIMINATES** between magnetic and non-magnetic metals. This information is given both visually, by needle deflection on the meter, and audibly, through an amplifying device. Ferrous particles give a meter deflection to the left, with a low note; non-ferrous bodies give a deflection to the right and a high note.

**LOCALISES** by indicating the precise position, when using the 'Spatula' probe, to within  $\pm 0.3$  mm. A 3-position switch ensures appropriate sensitivity to suit the size of particle or depth of penetration.

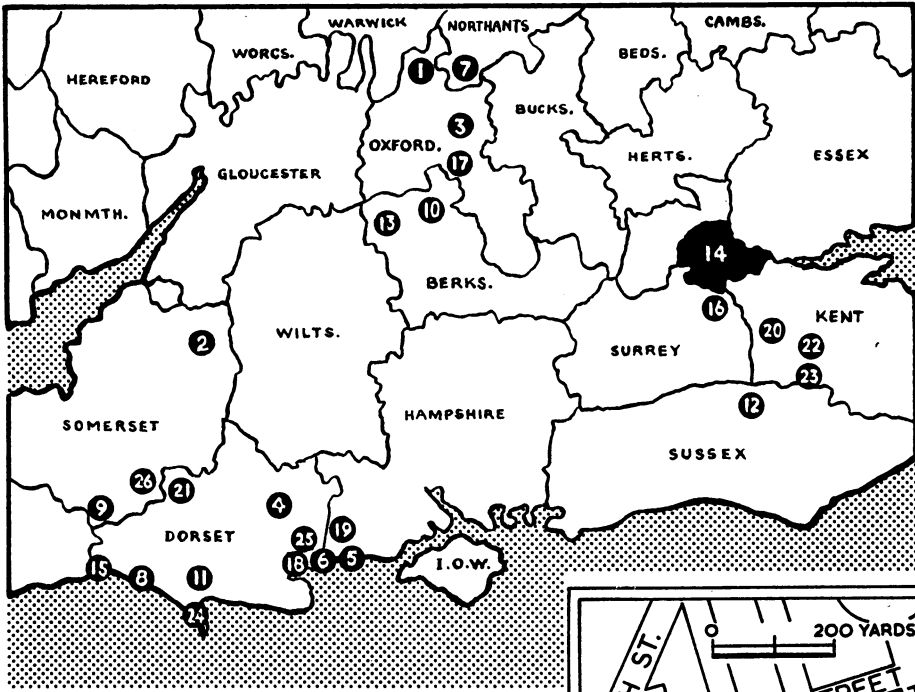


### OTHER FEATURES

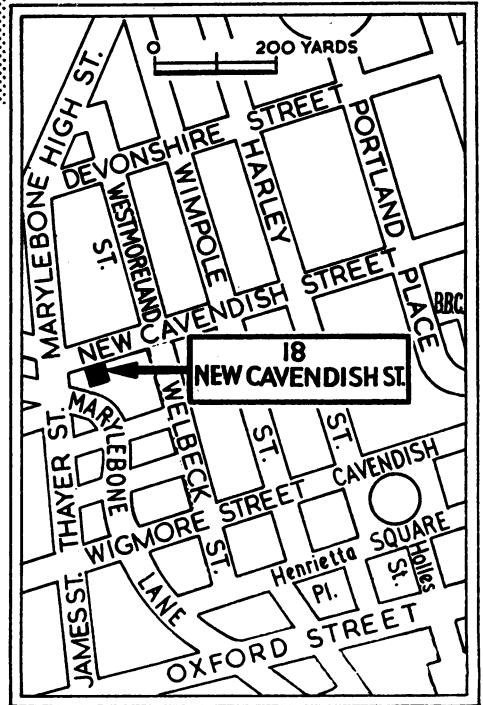
- ★ Ready for use within 30 seconds of switching on.
- ★ Electrical "balance" is quick and simple to achieve.
- ★ Rechargeable battery ensures complete portability and it is therefore unaffected by mains voltage fluctuations.



39 WIGMORE ST.,  
LONDON, W.1



- |                    |                     |
|--------------------|---------------------|
| 1. BANBURY         | 14. L O N D O N     |
| 2. B A T H         | 15. LYME REGIS      |
| 3. BICESTER        | 16. MITCHAM         |
| 4. BLANDFORD       | 17. O X F O R D     |
| 5. BOSCOMBE        | 18. P O O L E       |
| 6. BOURNEMOUTH     | 19. RINGWOOD        |
| 7. BRACKLEY        | 20. SEVENOAKS       |
| 8. BRIDPORT        | 21. SHERBORNE       |
| 9. C H A R D       | 22. TONBRIDGE       |
| 10. D I D C O T    | 23. TUNBRIDGE WELLS |
| 11. DORCHESTER     | 24. WEYMOUTH        |
| 12. EAST GRINSTEAD | 25. WIMBORNE        |
| 13. FARINGDON      | 26. Y E O V I L     |



**MELSON WINGATE LIMITED**

*“We did not want to leave Wigmore Street. We thought it was a nasty blow after so many years. How glad we are, however, that we were forced to do so. Larger, lighter, and all on one floor, our new premises have greatly pleased all who have entered therein.”*

**Melson Wingate Ltd**

**DISPENSING OPTICIANS**

**18 NEW CAVENDISH STREET  
LONDON W.1.**

**TELEPHONE: WELbeck 8710**



*Hi-Lyne* by Clement Clarke

**Accurate dispensing . . .  
individual styling**

Service to the Consultant and his patient is  
available through forty-six branches.

**CLEMENT CLARKE LTD.**

WIGMORE STREET, LONDON, W.1. Telephone: LANgham 2242



*Harcourt* by Clement Clarke

**Accurate dispensing . . .  
individual styling**

Service to the Consultant and his patient is  
available through forty-six branches

**CLEMENT CLARKE LTD.**  
WIGMORE STREET, LONDON, W.1. Telephone: LANgham 2242

---

*The Highest Standards of  
Optical Dispensing . . .*

ALFRED

HAWES

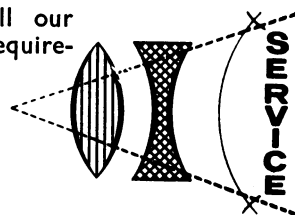
and Son Ltd.

## 120 YEARS OF UNBROKEN SERVICE

The firm of Alfred Hawes was established in 1840, and is actively controlled today by descendants of the Founder.

Up-to-date techniques and this long experience enable us to offer the widest possible service, but we have never departed from the tradition of personal attention to individual requirements.

That tradition is faithfully maintained in all our branches. We look forward to dispensing the requirements of your patients.



### HEAD OFFICE:

79-79a, LEADENHALL STREET, LONDON, E.C.3

TELEPHONE: AVENUE 4538/9

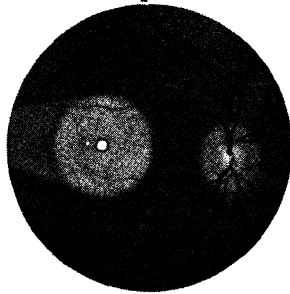

WEST END OFFICE: 25, NEW CAVENDISH STREET, LONDON, W.1. Telephone: WELbeck 7862

### BRANCHES:

BOW:	<i>Advance 2103</i>	GUILDFORD:	<i>Guildford 4911</i>	ST. PAUL'S CRAY:	<i>Foots Cray 4803</i>
CHISLEHURST:	<i>Imperial 4433</i>	ILFORD:	<i>Valentine 5825</i>	STRATFORD:	<i>Maryland 3393</i>
CROYDON:	<i>Croydon 5779</i>	LEATHERHEAD:	<i>Leatherh'd 3157</i>	WALTHAMSTOW:	<i>Coppermill 5206</i>
DORKING:	<i>Dorking 3187</i>	LEWISHAM:	<i>Lee Green 2245</i>	WOKING:	<i>Woking 944</i>
ELTHAM:	<i>Eltham 4325</i>	LEYTON:	<i>Leytonstone 2109</i>	WALTON-ON-THAMES:	
GODALMING:	<i>Godalming 2088</i>	ROMFORD:	<i>Romford 42208</i>		<i>Walton 1832</i>



the Hamblin  
**FIXATION FINDER**



### Parafoveal Fixation

This can readily be distinguished from foveal fixation by means of an ordinary Hamblin Lister-Morton Ophthalmoscope, the standard condenser of which has been replaced by this accessory. A blue filter, on which appears a central white circle, is incorporated in a condenser specially computed for focusing an image of the circle on the patient's fundus.

### Procedure

When using the fixation finder, the ophthalmologist instructs the patient to look into the instrument, directly at the circle, and to keep the other eye closed; both eyes are tested in turn (a mydriatic is at times an advantage). The area used for fixation, contrasted by its white illumination against the general blue lighting and circumscribed by a dark ring, can be plainly seen ophthalmoscopically. The ophthalmoscope head, for an emmetropic patient, is set rather less than 1 cm. up the pillar of the instrument; for a myope, the head will be nearer the handle; for a hypermetrope, it will be farther up the pillar.

### a Lister-Morton Ophthalmoscope Accessory


Until complete familiarity has been gained, two minor difficulties may be experienced in the use of the fixation finder. Firstly, the patient may not immediately see the circle; in such a case, he should be told to search for it directly into the light, which should be dimmed. Secondly, the observer himself may not directly locate the circle; this trouble can be overcome by initially observing the image on an indifferent surface, such as the patient's forehead through the sight-hole of the ophthalmoscope. The hold so gained on the instrument is preserved for examining the patient.

**THEODORE HAMBLIN LTD**

15 Wigmore Street, London, W.1.

C. W. DIXEY & SON LTD.  
19 WIGMORE STREET · LONDON W.1.

TELEPHONE: LANGHAM 1713



### Introducing the **NEW** **DIXEY ERISIPHAKE PUMP**

This unit has been specially developed to give consistent and reliable operation for long periods with the minimum of attention.

It incorporates a hardened and ground stainless precision gear pump and a unique oiling system which ensures that the pump is always working under optimum conditions.

It is supplied complete in carrying case with footswitch, Barraquer Cannula-handle and rubber tubing and is suitable for operation on AC or DC mains.

We shall be pleased to supply further details on request.

# C. W. DIXEY & SON LTD

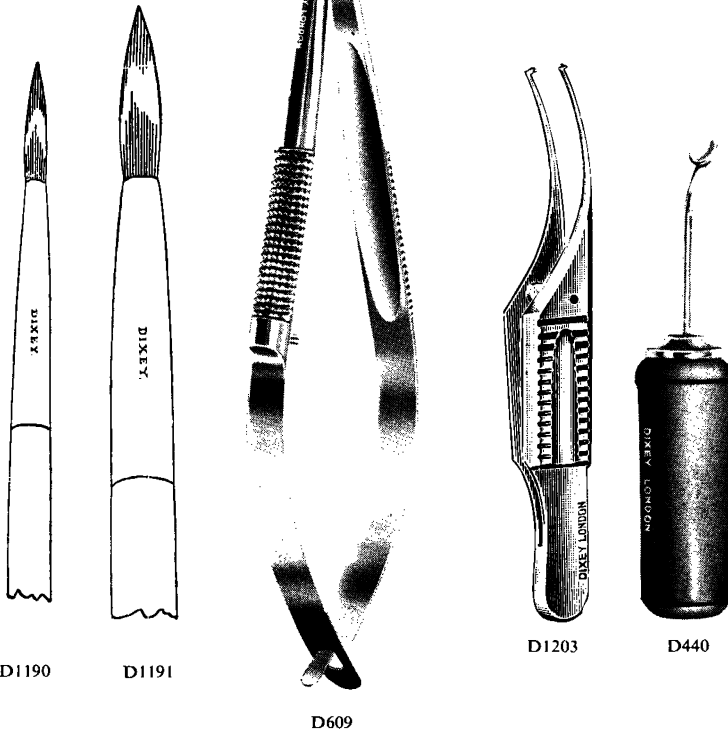
19 WIGMORE STREET · LONDON W.1

Established 1777

TELEPHONE: LANGHAM 1713

**Dispensing  
Opticians**

**Ophthalmic  
Instrument Makers**



- D 1190 & D 1191. Barraquer's Brushes, small and large, boilable.  
D 609. Barraquer's needleholder, latest model.  
D 1203. Barraquer's Colibri Forceps, for corneal suturing, etc.  
D 440. Erisiphake (cup made to the Barraquer specification).

*Catalogue sent on request.*



20 High Street,  
**Sutton, Surrey.**

*Telephone: VIGilant 2798.*

Chapel Road,  
**Worthing.**

*Telephone: Worthing 5193.*

45 Upper High Street.  
**Epsom, Surrey.**

*Telephone: EPSom 2300.*

57b London Road,  
**Brighton.**

*Telephone: Brighton 29425.*



# OCULAR PROSTHETICS

## MR. STEER WARDMAN

*Artificial Eye Specialist*

of

***Brooks & Wardman***

*Dispensing Opticians*

*Artificial Eye Makers*

Mr. Steer Wardman will be pleased to accept your referred patients for the fitting of Artificial Eyes and Cosmetic Contact lenses by appointment at:—

24 REGENT STREET — NOTTINGHAM

Telephone: 46309 (2 lines)

91 CORNWALL STREET — BIRMINGHAM

Telephone: Central 0583

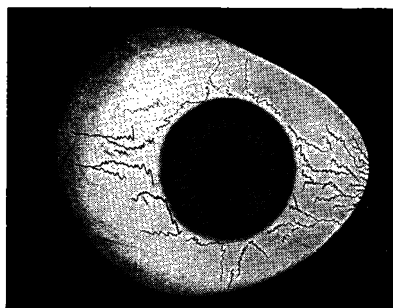
28 WATSON ROAD — WORKSOP

Telephone: 3204

**J. W. WARDMAN LTD.**

54 DUKE STREET — DARLINGTON

Telephone: 66089



My work covers all recent advances in ocular prostheses, magnetic artificial eyes, and facial prostheses.



# ZEISS

## Vertex Refractionometer

with new attachment for  
measuring contact lenses

### The pre-eminent focimeter

- \* Internal Reading Device permits observation of target and reading of scale, axis and prism without moving the eye.
- \* Range from  $-25.0$  D to  $+25.0$  D with an average error on the individual measurements of less than  $\pm 0.12$  D.
- \* Prismatic Power up to  $7 \Delta$  read with an accuracy of  $\frac{1}{8} \Delta$ .
- \* Black or Ivory finish.

Descriptive booklet on request.

**D**egenhardt  
AND COMPANY LIMITED

6 Cavendish Square, London, W.1

Tel : LANgham 6097/9


**IMMEDIATE DELIVERY FROM STOCK**



the greatest name in optics

## Amsler Charts Manual

Seven charts in substantially bound book with set of 50 recording charts on tear-off pad, and full instructions for their use by Professor Amsler.



These charts, designed by Professor Marc Amsler of Zürich, make it possible to detect, localise, and analyse the visual functional disturbances (metamorphopsia, relative scotoma) which accompany the beginning and evolution of maculopathies. Many functional disturbances affecting the central and paracentral region of the field escape the usual quantitative test of central vision since it does not really bring into account the quality of the visual trouble. By means of these charts and the method and technique of examination described by Professor Amsler such qualitative measurements are easily made.

*Note.—Spanish, French and German editions are available at same price.*

**THEODORE HAMBLIN LTD**

15 Wigmore Street, London, W.1.

---

FOR  
REDUCTION  
OF  
INTRA-OCULAR  
PRESSURE  
IN  
GLAUCOMA

the new  
potent  
carbonic anhydrase  
inhibitor

**DARANIDE**<sup>Regd</sup>

Dichlorphenamide. Tablets of 50 mg.


Dosage range:  $\frac{1}{2}$ -1 tablet,  
once to four times daily.

*United Kingdom N.H.S. basic cost  
of 12 tablets: 4s. 9½d.*



**MERCK SHARP & DOHME LIMITED, HODDESDON, HERTS**






*HAND MADE in TORTOISHELL  
and PLASTIC*

A NEW DESIGNED AND REALLY  
WELL-MADE FRAME — FOR  
THE DISCRIMINATING MAN

*MADE EXCLUSIVELY BY*

**C. DAVIS KEELER LTD**

DISPENSING OPTICIANS  
47, WIGMORE ST. LONDON, W.1  
AND BRANCHES



- BOWL made of transparent plastic. White screen painted on the inside; meridians and parallels engraved on the outside. Illumination uniform and adjustable.
- ▲ Ever-clear TEST OBJECT projected from the outside, the position of which is easy to mark.
- During the testing, the limits of the visual field are designed straight on the bowl. After examination, they are recorded on special tracing paper CHARTS. Scotomas can be recorded apart, directly traced on the bowl, with the accuracy of a CAMPIMETER.

*Since 1927, specialized experience in the design and production of ophthalmic instruments have impressed upon us the value of such attention to detail.*

**GAMBS**  
140, RUE MAZENOD  
LYON  
FRANCE

Agents for U. K.:

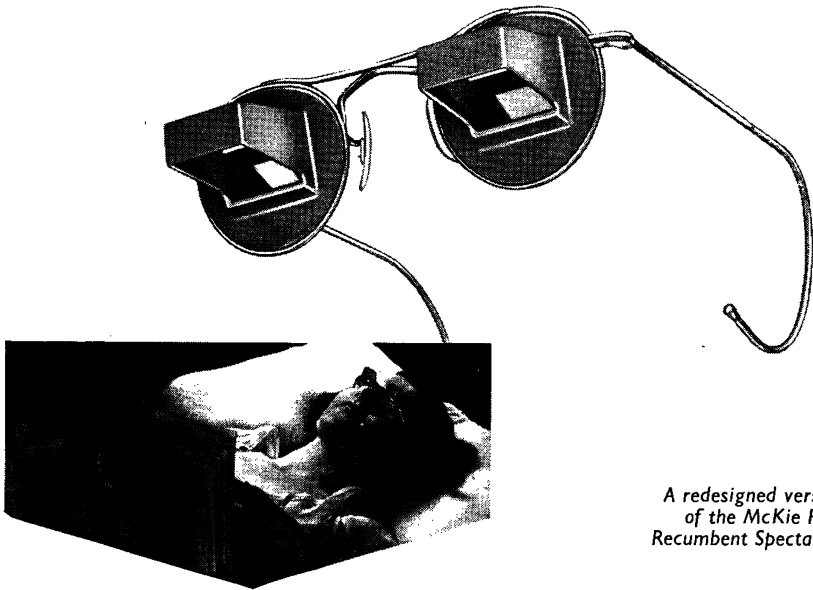
MMrs STERCKS - MARTIN Ltd - 36-56 New Cavendish Street - LONDON W1  
PERIMETER, complete with table transform. and access. ref 350 T - £ 180

Please write for fully descriptive literature of our products  
SLIT LAMP — OPTHALMOMETER — PERIMETER  
TRANSLATING TABLES — ADJUSTABLE STOOLS

---

## **Hamblin**

### **RECUMBENT SPECTACLES**



*A redesigned version  
of the McKie Reid  
Recumbent Spectacles*

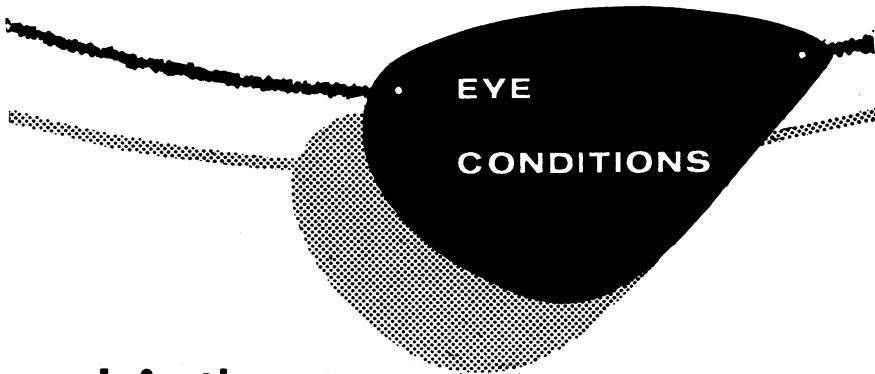
Reading in bed can easily prove uncomfortable and tiring to the healthy; bed-ridden patients, particularly those with arthritis or paresis, may find what should be a solace to be burdensome or impossible.

HAMBLIN RECUMBENT SPECTACLES enable the wearer to read, even when fully supine, with the book comfortably propped on his chest. In their new form, these prism-bearing spectacles are light, strong and optically rigid; they are easily adjusted. The prisms are free from chromatism and distortion. Provision has been made for a reading correction to be added.

**THEODORE HAMBLIN LTD**

15 Wigmore Street, London, W.1.

IN  
THE  
TREATMENT  
OF



**Infective**

CHLOROMYCETIN\*  
**Ophthalmic**  
CHLOROMYCETIN\*  
**Ophthalmic Ointment**  
APLICAPS of  
**Chloromycetin**  
**Ophthalmic Ointment**

**Inflammatory**

CHLOROMYCETIN\*  
**HYDROCORTISONE**  
**Ophthalmic**  
CHLOROMYCETIN\*  
**HYDROCORTISONE**  
**Ophthalmic Ointment**

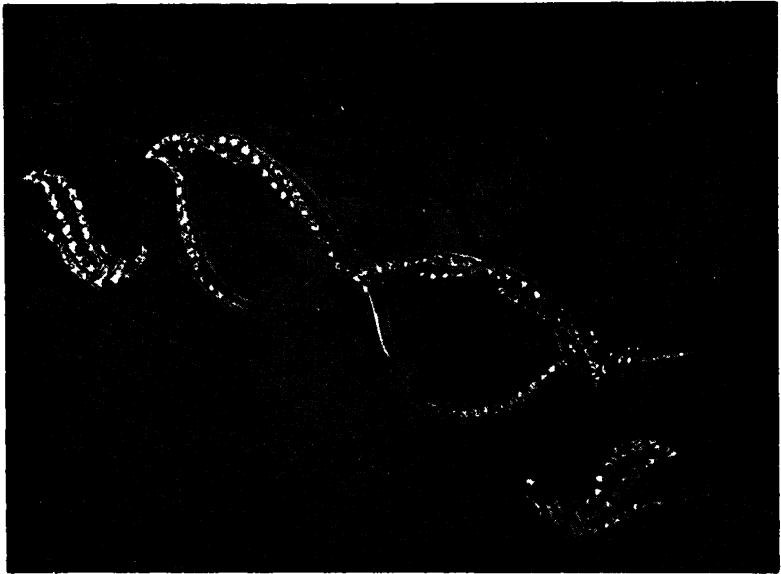


\*Trade Mark

**PARKE, DAVIS & COMPANY** Inc. U.S.A. Liability Limited

HOUNSLOW MIDDLESEX Telephone: HOUNSLOW 2361

## *Fashion Frames*



\* \*

*A further example of the spectacle-maker's craft,  
combined with the jeweller's. Hand-made frames,  
trimmed hand-set rhinestones and pearls.*

*Earrings to match.*

\* \*

*Made and Designed by*

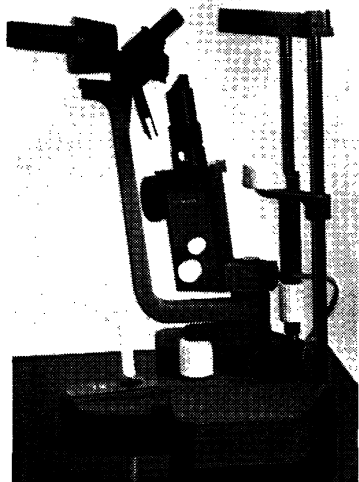
**A. E. NEWBOLD, LTD**

**11b, Hay Hill, Berkeley Square, London, W.1**

*HYDE PARK 0946/6*

**Branch: 1 Broadway Buildings  
BROMLEY, Kent**

**Branch: 64 High Street  
BECKENHAM, Kent**



THE  
**GAMBS  
SLIT LAMP**

THE PRACTICAL  
BIOMICROSCOPE  
OF TODAY.

SUPERB  
ILLUMINATION.

## COLOUR PHOTOGRAPHY

WE ARE NOW ABLE TO SUPPLY AN ATTACHMENT BY MEANS OF WHICH ANY SUITABLE SINGLE-LENS REFLEX CAMERA MAY BE PLACED IN THE POSITION OF THE MICROSCOPE, WITHOUT DISTURBANCE OF FOCUS, IN A FEW MOMENTS.

*The attachment and photographic examples are now available for inspection at our Showroom.*

*Full particulars will be mailed by return post.*


★ THE GOLDMANN APLANATION  
TONOMETER MAY ALSO BE  
USED WITH THE GAMBS SLIT LAMP

**Storck & Martin**

EQUIPMENT DEPARTMENT

SOLE AGENTS UNITED KINGDOM & EIRE FOR GAMBS OF LYON

*The NEW*  
**CLEMENT CLARKE**  
**SYNOPTOPHORES**



**Model 2051**

This excellent Synoptophore incorporates

**HADINGER'S BRUSHES**

**AFTER-IMAGES**


**AUTOMATIC FLASHING**

*All controls on Synoptophore*


The Haidinger's Brush units can be used as **SPACE CO-ORDINATORS**

**CLEMENT CLARKE LTD.**

*INSTRUMENT DIVISION, WIGMORE STREET, LONDON, W.1*



**Model 2052**  
The  
"intermediate"  
model with  
AFTER-  
IMAGES  
AUTOMATIC  
FLASHING.



**Model 2053**  
The "junior"  
model - an up to  
date version  
of the famous  
Moorfields  
Synoptophore

**CLEMENT CLARKE LTD.**

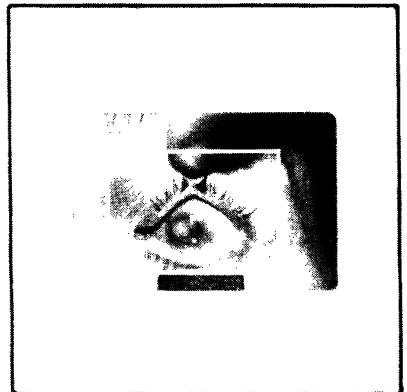
*INSTRUMENT DIVISION, WIGMORE STREET, LONDON, W.1*



# CLINICAL PHOTOGRAPHY WITHOUT PROBLEMS - *at a low price!*



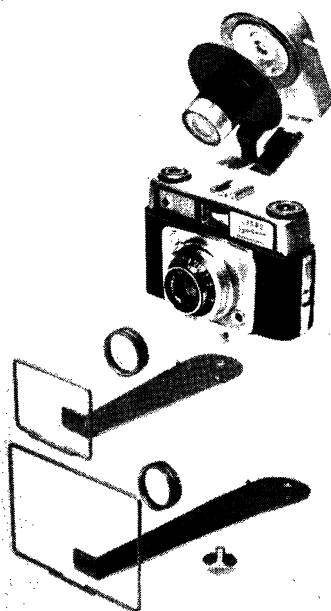
Born photographers may not care for equipment which takes from them such varied technical considerations as light values, differential focusing, degrees Scheiner or A.S.A., colour temperature etc. They will, however, appreciate the moderate price of this outfit and the consistently good results obtained from it.



Colour transparencies, suitable for projection in a lecture theatre, are readily made, without photographic knowledge, by anyone in possession of this kit who follows the simple routine advocated. Black and white enlargements can be made from these transparencies for publications; the adjoining photograph was taken in this way by an ophthalmologist who had not previously handled the apparatus. It will be noticed that all planes of the photograph are in sharp definition.

The Hamblin Ultra-Close Accessory Kit is used in conjunction with an Ilford "Sportsman" Camera and "Sportslite" flashgun. The accessories are easily attached to or removed from the camera which is, therefore, always available for normal use.

Alternative areas of either  $4\frac{1}{4}'' \times 3''$  or  $2\frac{1}{2}'' \times 1\frac{3}{4}''$  (approximately) may be photographed. The former area is ideal for photographing the two eyes. The latter covers rather more than one orbit; it has been chosen partly to give the photographer some room for errors in alignment and partly to increase the depth of focus. Definition is adequate for considerable enlargement, as may be seen from the example, made from a portion of the original.

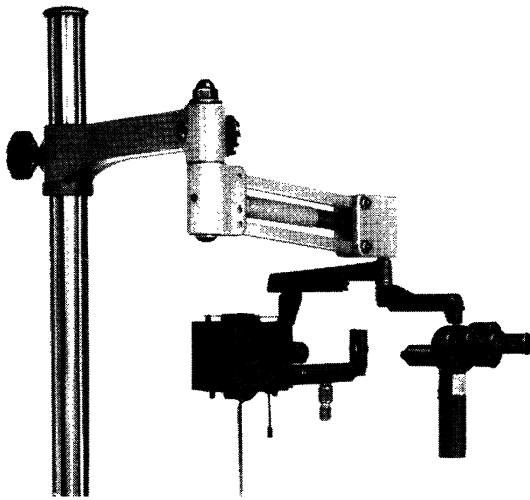


Developed at the suggestion of A. J. Ogg, Esq., F.R.C.S., the kit incorporates several of his valuable ideas, amongst them a simple device for including a small label (bearing, perhaps, a case reference number) near one edge of the photograph.

*A Pamphlet will gladly be sent.*

**THEODORE HAMBLIN LTD**

15 Wigmore Street, London, W.1.



*This is  
the  
NEW  
BRITISH*


# *Curpax* SLIT LAMP

BASIC SLIT LAMP & MICROSCOPE UNIT £150

The portable  
model illustrated here  
was designed  
by us for  
Professor Ida Mann  
to aid her  
Trachoma research.

It is available  
in a number of  
other combinations.

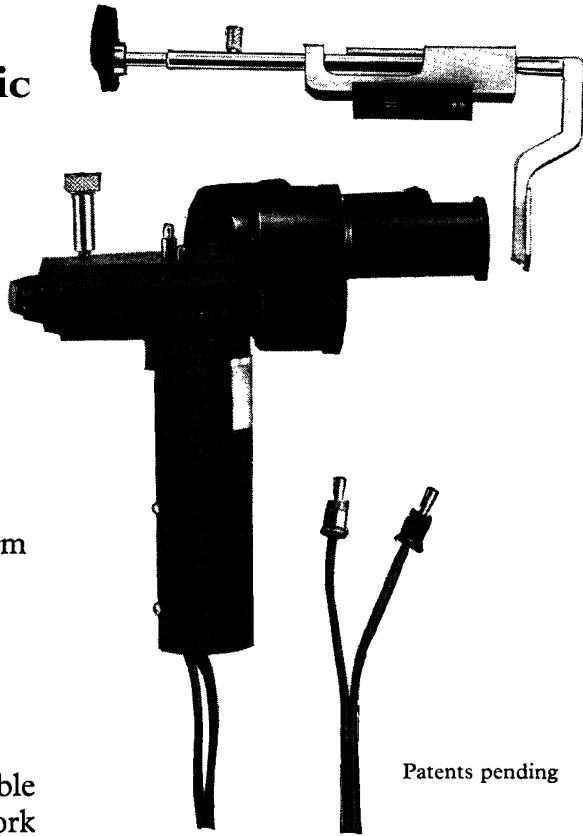
Made by the  
Instrument Division of **CURRY & PAXTON LTD**



**The Stereoscopic  
Microscope  
is readily  
detachable for  
RECUMBENT  
GONIOSCOPY**

The BASIC UNIT  
may be fitted

- To a counterpoise arm
- On Refractor Stand
- On wall bracket
- On a table model
- In a portable box
- A.U.V. fitter is available  
for contact lens work



Patents pending

**Really BRILLIANT SLIT ILLUMINATION  
and CONTRAST**

May be used with the patient seated in Ophthalmic chair without chinrest. There is no obstruction of the patient and he cannot draw away from the beam.

**CURRY & PAXTON, LTD**

*Dispensing Opticians, Manufacturers of Ophthalmic Instruments*

195-199, GREAT PORTLAND STREET,  
LONDON, W.1.

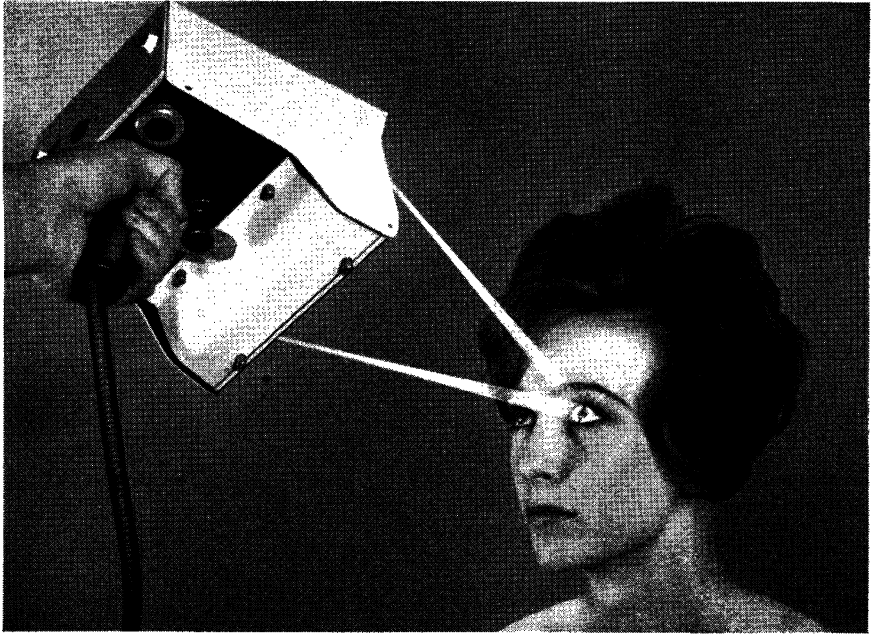
Telephone: LAngham 0123

INSTRUMENT DEPARTMENT,  
129, ALBERT STREET, PARKWAY, N.W.1.

Telephone: GULliver 7939

PRINCIPAL BRANCHES — BATH, BRISTOL, CHIPPENHAM, CHISWICK, DERBY, GLASGOW,  
LINCOLN, LOWESTOFT, NEW CROSS, NEWARK, NORWICH, NOTTINGHAM, RICHMOND, SCUNTHORPE,  
SHEPHERDS BUSH, SOUTHPORT, WARRINGTON, WESTON-SUPER-MARE, WOOLWICH.

## THE RAYNER/WRAY



The area that can be photographed is  $2'' \times 1\frac{1}{2}''$ .

This new camera has been specifically designed for people who wish to make quick and accurate pictorial records but do not wish to become involved in the technicalities of photography.

**BRANCHES AT:**

BEXHILL, BIRKENHEAD, BOLTON, BRADFORD, BRIGHTON, BRIXTON, CHESTER, COVENTRY, CREWE, DONCASTER, EASTBOURNE, ELLESMERE PORT, HALIFAX, HARROGATE, HASTINGS, HEREFORD, HESWALL, HOVE, HUDDERSFIELD, HULL, LEAMINGTON, LEEDS, LEICESTER, LIVERPOOL, LUDLOW, NORTHWICH, NUNEATON, OLDHAM, OSWESTRY, RHYL, RUGBY, RUGELEY, SHREWSBURY, SOUTHPORT, STAFFORD, ST. HELENS, STOKE, STREATHAM, WALLASEY, W. HARTLEPOOL, WORCESTER. Works: HOVE and LONDON.

## BEAM FOCUSING CAMERA

It is simple and inexpensive to operate; it takes photographs in black and white or colour – and it requires no special skill or experience.

Once the instrument is connected to an A.C. mains supply it is completely self-contained and portable. All that is necessary is to direct the camera at the subject, bring the two illuminated D's into alignment until they form a circle and then pull the trigger. Focus, exposure and aperture are entirely automatic. The speed of exposure 'freezes' all movement, both of the subject and in the hand of the operator.

An important advantage is that the camera is brought to the subject and not the subject to the camera. There is no contact whatsoever between camera and subject, which means that photographs may be taken of open wounds, for example, with no need for sterilisation of any part of the apparatus.

In all, 8 exposures can be made on the 'Bantam 828' film. The reason for choosing an 8-exposure film in preference to the more popular 20-exposure film is that we visualize the necessity for taking photographs and sending them for immediate processing without waiting until the whole roll of 20 exposures have been made.

*Descriptive brochure available on request*

The logo for Rayner, featuring the name 'Rayner' in a stylized, cursive script. The letter 'R' is particularly large and ornate, with a loop that extends upwards and to the left. The rest of the name follows in a similar cursive style.

**Instrument Department,  
160 New Bond Street  
London, W.1**  
MAYfair 0128

UNIVERSITY OF LONDON

**INSTITUTE OF OPHTHALMOLOGY, JUDD STREET, LONDON, W.C.1**

Associated with  
**MOORFIELDS EYE HOSPITAL**

Qualified Medical Practitioners may enter the practice of the Moorfields Eye Hospital at any time, and are, on certain conditions, eligible for appointment as Clinical Assistants.

**Systematic courses suitable for Diploma and Degree examinations begin in OCTOBER and MARCH of each year.**

*For further particulars apply to the Dean.*

EXAMINATION OF PATHOLOGICAL OPHTHALMIC SPECIMENS.

The Department of Pathology of this Institute will examine and report on certain specimens sent by Ophthalmic Surgeons. Specimens sent from Hospitals for further examination should be sent through the particular Hospital Pathologist.

For particulars apply to the Director of the Department of Pathology.

**OPHTHALMIC LITERATURE**

A Comprehensive Abstracting Service Covering Ophthalmic Journals and Articles of Ophthalmic Interest from all Countries of the World and Catering for Every Branch of Ophthalmology, Clinical and Scientific

SIX ISSUES AND INDEX YEARLY

ANNUAL SUBSCRIPTION £4 4s. 0d. POST FREE

COMBINED ANNUAL SUBSCRIPTION FOR BRITISH JOURNAL OF  
OPHTHALMOLOGY AND OPHTHALMIC LITERATURE £9 0s. 0d.

**BRITISH MEDICAL ASSOCIATION**  
**B.M.A. HOUSE, TAVISTOCK SQUARE, LONDON, W.C.1**

## **GEORGE ODELL LTD.**

### **DISPENSING OPTICIANS**

A. H. ODELL, *Managing Director.*  
M. ODELL, *Secretary.*

*Members of the Guild of  
British Dispensing Opticians*

Makers of spectacles of a fine precision and of a standard worthy of the best work of British craftsmen—a very important but fast-dwindling section of the optical industry.

Frames are made and mounted to the individual measurements of each patient and both frame and lenses periodically checked during the course of production.

The finished spectacles are finally checked by a qualified dispensing optician and whenever possible, personally fitted on every patient.

**31, KING STREET,  
ST. JAMES'S, S.W.1**  
Whitehall 9987

**36, WELBECK STREET  
W.1**  
Welbeck 5320

*Faithfully yours*

**PANKHURST & BARRETT LTD.**

*Dispensing Opticians*

---

27, NEW CAVENDISH STREET, LONDON, W.1  
250, IMPERIAL DRIVE, RAYNERS LANE, HARROW

**W. CALLAGHAN & S. P. HOLLOWAY LTD.**

ACCURATE & PROMPT DISPENSING

PERSONAL ATTENTION BY  
THE PRINCIPALS

**14A, HENRIETTA PLACE**

*(Corner of Welbeck Street)*

**LONDON · W.1**

*Telephone Welbeck 2703*




# Selection

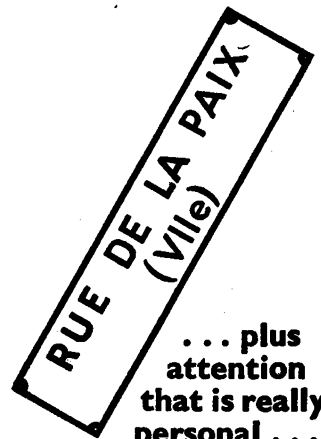
From some of the  
World's Finest Spectacleware



*A delightful style from France*



... dispensed  
with the inherited  
skill of 86 years'  
experience ...



... plus  
attention  
that is really  
personal ...

... at

## SPILLERS

**GEORGE SPILLER,**  
Ltd.

**41, WIGMORE ST., W.1**

Tele.: WEL. 7471-2

Also at: 57, New Kings Road, Fulham, S.W.6. Tele: REN 6995  
457A, Finchley Road, N.W.3. Tele: HAM 5524

THE FIRST OPTICIAN  
IN WIGMORE STREET.  
ESTABLISHED 1873