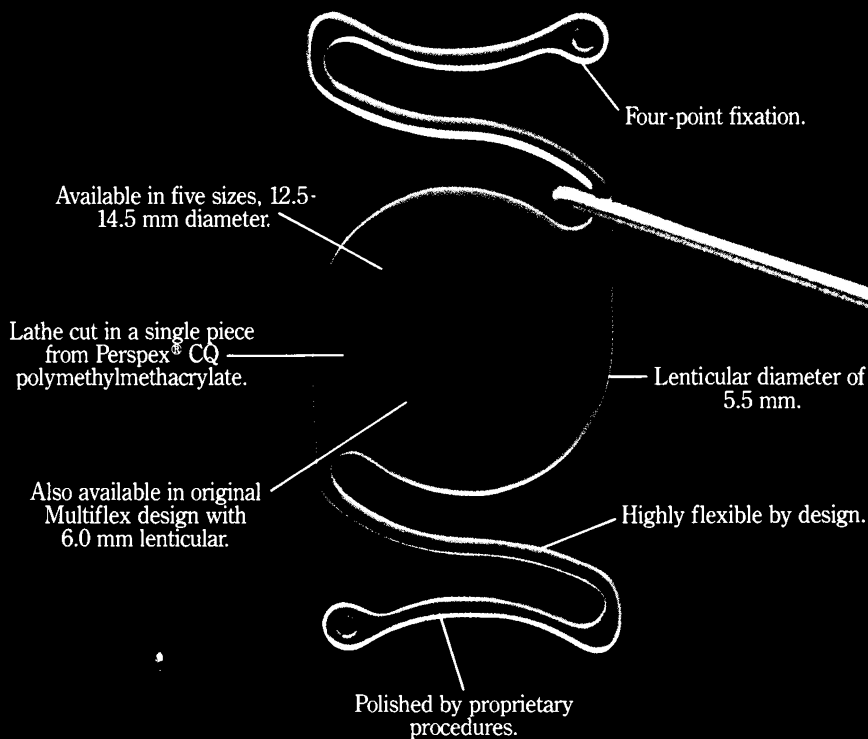
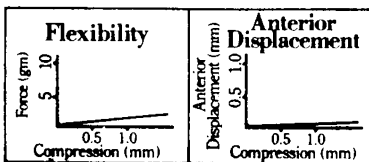


# The Kelman™ Multiflex™\* II anterior chamber lens from Cilco.



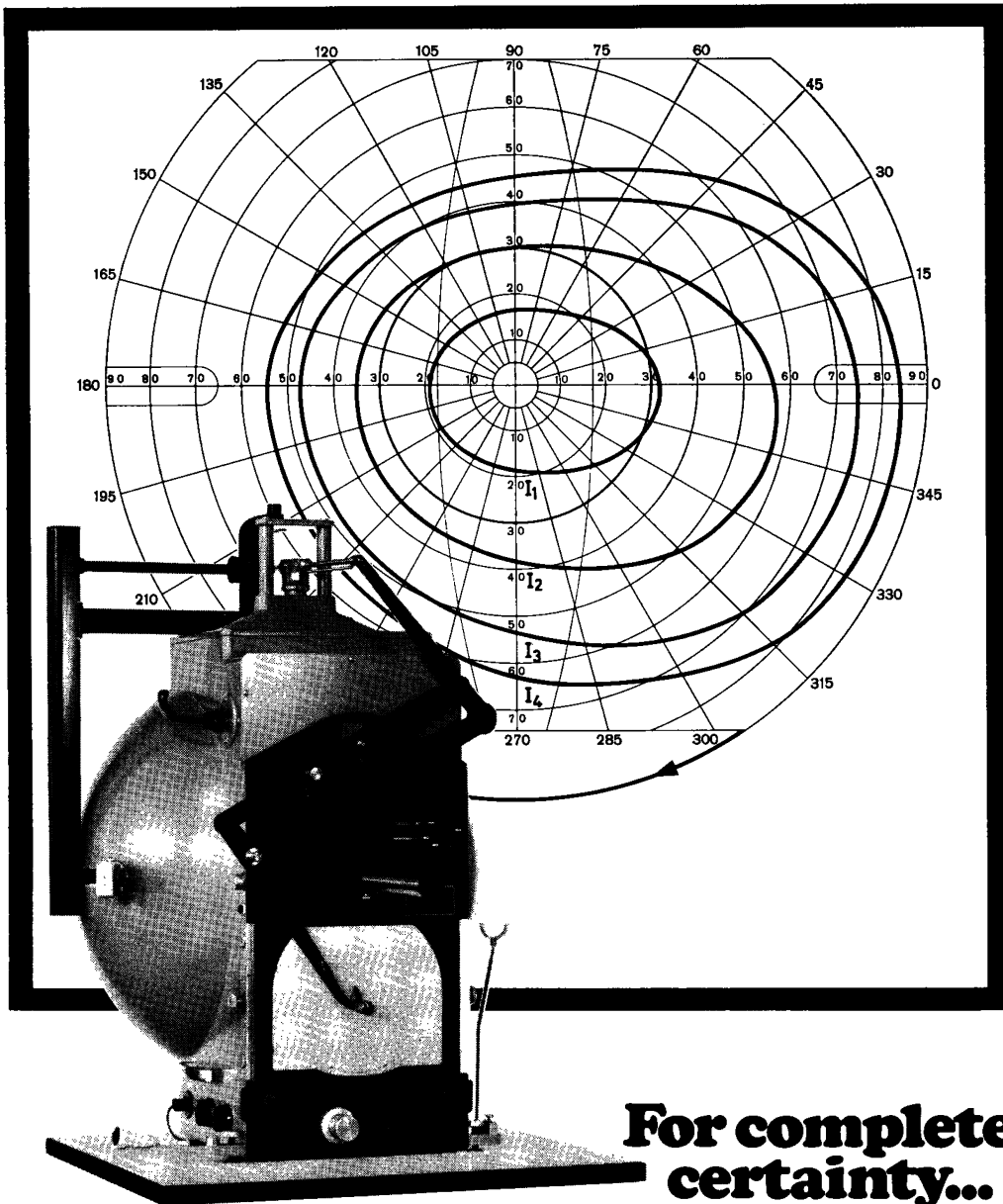
\*U.S. Patent no. 4,174,543



Highly flexible, the Kelman™ Multiflex™\* II anterior chamber lens helps facilitate insertion and minimize postoperative tenderness. Yet the patented design means minimal anterior displacement of the lens optic, as demonstrated by these graphs. Please contact your Cilco office for additional information, surgical protocol or videotape on implantation with Charles D. Kelman, M.D.



U.K., Ireland and Scandinavia: CILCO, Inc., 3 Waterdene House, Water Lane, Leighton Buzzard, Bedfordshire LU77AW, England • Telephone: (0525) 381122. U.S.A.: CILCO, Inc., 1616 13th Avenue, Box 1680, Huntington, WV 25717 • Telephone: 304-697-4422; Australia • Canada • Europe, Middle East and Africa • Japan and Korea • Latin America • W. Germany.



**For complete  
certainty...  
the Original Goldmann  
by Haag-Streit.**

The Original Goldmann gives you complete certainty of the highest accuracy and the maximum economy of time in both peripheral and central field plotting. Besides this, the Haag-Streit 940 also gives you complete certainty that examination conditions will be precisely reproducible for each patient even after a lapse of years between examinations. The Original Goldmann Perimeter is available in two models; the 940-K7 for kinetic perimetry and the 940-ST for both kinetic and static perimetry. Accessories for both consist of:

- Patient-activated recording device
- Central scotoma plotting device
- Set of 102 trial lenses to meet requirements for examination within the 30° region.

To conduct your perimetry examinations with complete certainty, complete accuracy and maximum time economy use the Original Haag-Streit Goldmann instrument.

Contact us for full information.

**HAAG-STREIT**



**Clement Clarke International Ltd.**  
15 Wigmore Street, London W1H 9LA  
Tel. 01-580-8053

Don't let your treatment  
slip down the drain

After topical instillation, some  
of the solution is lost down  
the naso lacrimal duct.  
Adding a viscolising agent  
will slow this process.

Ref: WILSON G.S. OLEARY G. and HANNA G.  
*J. Pharm. Pharmacol.* (1983) 35, 483-487

Ref: HARDBERGER R. HANNA G. and HANNA G.  
*Arch. Ophthalmol.* 1983, 101, 1200-1203

FOR THE TREATMENT OF GLAUCOMA


**SNO**

**Sno pilo**<sup>TM</sup>

PILOCARPINE HYDROCHLORIDE BP

is viscolised with polyvinyl alcohol  
to prolong its action and make it  
more comfortable for the patient  
to use.

It is packed in a 10ml. plastic  
bottle and is available in 3  
strengths, 1%, 2%, and 4%.



Smith & Nephew Pharmaceuticals Ltd  
Hampton Road, Harold Hill  
Bromford, Essex, RM3 8SL, England  
Telephone: 04023 49333  
Telex: 898058 SMINEPG

**Smith+Nephew**

**PRESCRIBING INFORMATION**

**DOSAGE AND ADMINISTRATION** Adults: 1 or 2 drops to be instilled into each eye four times a day or as required. Children: At the discretion of the physician.

**CONTRA-INDICATIONS, WARNINGS ETC.** Sno pilo is contra-indicated where pupillary constriction is undesirable. Ciliary spasm with a temporary reduction of visual acuity occurs. Sensitivity is only rarely observed but if reaction occurs, the use of the drops should be discontinued.

**LEGAL CATEGORY** POM

**PRODUCT LICENCE NUMBERS:** 0033/0065 0033/0066 0033/0068

**BASIC NHS PRICE:** 1% w/v — £0.85 2% w/v — £0.93 4% w/v — £1.11

# THE BANDAGE LENS



*The role of the hydrophilic soft lens as a therapeutic agent is well documented.*

*Its use is indicated in a wide range of conditions to reduce patient symptoms, assist the healing process or prevent secondary complications.*

#### POTENTIAL INDICATIONS

Bullous Keratopathy  
Corneal Ulceration  
Keratoplasty  
Ocular Surgery  
Corneal Dessiccation  
Penetrating Corneal Injuries

## THE MCL BANDAGE LENS

Manufactured by Madden Contact Lenses Ltd to the highest standards, of which they are justly proud, the lens is made from a British polymer and is available in both mini and semi-scleral diameters. With a DK value of  $35.6 \times 10^{-11} \text{cm}^2 \text{sec/m}10_2$  mimmHg at 20°C, a nominal 75% water content and refractive index of  $n=1.37$  it is ideally suited to extended wear.

Lens parameters are as follows

8.30 : 13.50

8.80 : 14.00

Special lenses can be made to specific order.

The lenses are sterilized and supplied in unpreserved saline in a glass vial. Both cold chemical and thermal methods of disinfection are compatible.

FROM THE LABORATORY WITH WORLD-WIDE VISION



## MADDEN CONTACT LENSES LTD

Silverhill House, 221 - 229 London Road  
St Leonards-on-Sea, East Sussex TN37 6TW  
Telephone: (0424) 446644 Telex: 957444

MIDLAND STOCKISTS: BELL OPTICAL CO LTD  
Redstone House, 7 Langley Road, Small Heath,  
Birmingham B10 0TW Tel: 021-772 3115 Telex: 335196

SCOTTISH STOCKISTS: ABBEY OPTICAL CO LTD  
9 Dunn Street, Paisley PA1 1NU  
Tel: 041-887 7049 Telex: 777582



Don't let your treatment  
slip down the drain

After topical instillation, some  
of the solution is lost down  
the naso lacrimal duct.  
Adding a viscolising agent  
will slow this process.

Ref. WILSON, G. G., OREIMY, O. and HANNA, G. *J. Pharm. Pharmacol.* 1972, 24, 101.

Ref. HARDENGER, P., HANNA, G. and REYNOLDS, J. *J. Pharm. Pharmacol.* 1972, 24, 101.


OR THE TREATMENT OF EYE INFECTIONS

Sno

**Sno phenicol**

CHLORAMPHENICOL Ph.Eur. 0.5% W/V

contains chloramphenicol, a  
broad spectrum antibiotic which is  
well established for ophthalmic use.  
It is viscolised with polyvinyl  
alcohol which increases the  
viscosity of the solution and  
increases patient comfort.  
It is packed in a 10ml. plastic  
bottle for ease of administration  
and to avoid breakages.



Smith & Nephew Pharmaceuticals Ltd  
Hampton Road, Harold Hill  
Bromford, Essex, RM3 8SL, England  
Telephone: 04023 49333  
Telex: 898058 SMINEPG

**Smith+Nephew**

**PRESCRIBING INFORMATION**

**DOSAGE AND ADMINISTRATION** Adults: 1 or more drops as required.  
Children: 1 drop as required.

**CONTRA-INDICATIONS, WARNINGS ETC.** Treatment with chloramphenicol should be discontinued immediately if there are signs of allergy (usually localised drug rash). This may be treated by topical hydrocortisone and/or antihistamine by mouth. This product is not intended as a long term treatment.

**LEGAL CATEGORY** POM  
**PRODUCT LICENCE NUMBER:** 0033/0076  
**BASIC NHS PRICE:** £0.90

# WITH PRESSURE IN VIEW

## **AIMARK PROJECTION PERIMETER**




Possibly the lowest priced full field projection perimeter with a wide range of luminance, colour and size settings. Simple and easy charting. Detailed processes allow for speedy visual field examination. Little maintenance required.

## **FRIEDMANN 2 VISUAL FIELD ANALYSER**

The great advantage of this instrument is in its simplicity and speed of operation. The Friedmann 2 is designed to be used by less skilled assistants, thus saving professional time. Because the Friedmann 2 operates at patient threshold, central field defects are recognised sooner and faster.

## **THE PERKINS HAND-HELD APPLANATION TONOMETER**

A convenient, hand-held instrument which enables the intra-ocular pressure to be measured both in the sitting and prone positions. The Perkins tonometer is based on the Goldmann principle and a Haag-Streit doubling prism is employed to ensure the degree of accuracy demanded by the Institute of Ophthalmology, London, by whom a certificate is issued with every instrument.



**Clement Clarke  
International Ltd.**

15 Wigmore Street, London W1H 9LA,  
Telephone 01-580 8053 Telex 298626

Don't let your treatment  
slip down the drain

After topical instillation, some  
of the solution is lost down  
the naso-lacrimal duct.  
Adding a viscosifying agent  
will slow this process.

Ref: WILSON G.E. *Optician* 1981; 104: 10  
*J. Pharm. Pharm.* 1981; 33: 10

Ref: HARDING J.P. *HANNA* 1981; 104: 10

OR THE RELIEF OF DRY EYE

Sno  
TEARS

**Sno tears**<sup>TM</sup>

POLYVINYL ALCOHOL 1.4% W/V

is formulated with polyvinyl alcohol  
to bring comfort to dry eye  
sufferers.

It is packed in a 10ml. plastic  
bottle for ease of administration  
and to avoid breakages.



Smith & Nephew Pharmaceuticals Ltd  
Romford Road, Harold Hill  
Romford, Essex, RM3 8SL, England  
Telephone: 04023 49333  
Telex: 898058 SMINEPG

**Smith+Nephew**

**PRESCRIBING INFORMATION**

**DOSAGE AND ADMINISTRATION** One or more drops as required.

**CONTRA-INDICATIONS, WARNINGS ETC.** Sno tears should not be used in patients  
fitted with soft contact lenses.

**LEGAL CATEGORY** P


**PRODUCT LICENCE NUMBER:** 0033/0097

**BASIC NHS PRICE:** £0.80

# “MOST READILY ACCEPTED”<sup>1</sup>”

Diamox Sustets – sustained release acetazolamide has a far longer duration of effect in glaucoma than any other treatment. Diamox Sustets provides smooth and predictable control of intraocular pressure – with significant reduction in the adverse effects associated with systemic therapies for this condition.<sup>1</sup>

Diamox Sustets, with a simple b.d. dosage is well accepted by patients...



... and physicians, alike.

Eighty-nine percent of the patients tolerated acetazolamide sustained release capsules.<sup>1</sup>

“Acetazolamide sustained release [Diamox Sustets] therapy seems the regimen most readily accepted, involving least amount of subjective intolerance and a prolonged effect most desirable for round-the-clock control”.<sup>1</sup>

acetazolamide

## THE SYSTEMIC TREATMENT FOR GLAUCOMA

**INDICATIONS** Glaucoma. **DOSAGE Adults:** One capsule at night and in the morning. **Contra-indications:** Idiopathic renal hyperchloraemic acidosis, Addison's disease or all types of suprarenal gland failure. Long-term administration in patients with chronic congestive angle-closure glaucoma. **Precautions:** The patient should be cautioned to report any unusual skin rash. Periodic blood cell counts are recommended. The transitory loss of hearing calls for immediate cessation of medication. **Side-effects:** Drowsiness, paraesthesia of extremities and face may occur. Diamox is a sulphonamide derivative and therefore some side-effects similar to those caused by sulphonamides have occasionally been reported. **Drug interactions:** Possible potentiation of the effects of folic acid antagonists, hypoglycaemics and oral anticoagulants may occur. **Package quantities:** Transparent orange capsules each containing 500mg. of acetazolamide and printed 'Lederle 4309' in bottles of 30, 100 and 500. **Basic N.H.S. cost:** £27.53 per 100. PL 0095/5074.

<sup>1</sup>Trademark. **References:** 1. Garner, L.L. et al, Amer. J. Ophthalmol, 1963, 55, (2), 323-327. 2. Lichter, P.R. et al, Amer. J. Ophthalmol, 1978, 85, (4), 495-502.



Lederle Laboratories. A division of Cyanamid of Great Britain Limited, Fareham Road, Gosport, Hampshire PO13 0AS.  
Tel. no. (0329) 236131.



# An Alternative View... in the treatment of inflammation

**FML**  
Fluorometholone

re-  
eler-  
press-  
compar-  
other ster-

**ALLERGAN**

Allergan Limited, Turpin Road,  
Cressex Industrial Estate,  
HIGH WYCOMBE, Bucks, HP12 3NR



**ML PRESCRIBING INFORMATION**  
**Indications:** Sterile, microfine, sterile ophthalmic suspension containing fluorometholone 1% **Use:** Topical ophthalmic suspension for steroid responsive inflammation of the palpebral and bulbar conjunctiva, cornea and anterior segment of the eye. **Dosage and Administration:** 1 to 2 drops instilled into the conjunctival sac two to four times daily. During the initial 24 to 48 hours the dosage may be safely increased to 2 drops every hour. Care should be taken not to discontinue therapy prematurely. **Contra-Indications, Warnings, etc. CONTRA-INDICATIONS:** Acute superficial herpes simplex keratitis. Fungal diseases of ocular structures. Vaccinia, varicella and most other viral diseases of the cornea and conjunctiva. Tuberculosis of the eye. Hypersensitivity to the constituents of this medication. **Warnings:** Steroid medication in the treatment of herpes simplex keratitis involving the cornea requires great caution. Frequent slit lamp microscopy is mandatory. Prolonged use may result in glaucoma, damage to the cornea, perforation has been known to occur with use of topical steroids. Safety and effectiveness have not been demonstrated in children of the age group two years or below. This preparation contains benzalkonium chloride and should be used with caution in patients with hydrophobic contact lenses. **Use in Pregnancy:** Safety of the use of topical steroids during pregnancy has not been established. **Precautions:** As fungal infections of the cornea are particularly prone to develop coincidentally with long term steroid therapy, fungal invasion must be suspected in any persistent corneal ulceration where a steroid has been used or in use. Intra-ocular pressure should be checked frequently. **Adverse Reactions:** Glaucoma with optic nerve damage, visual acuity or field defects, posterior subcapsular cataract formation, secondary ocular infection from pathogens liberated from ocular tissues, perforation of the globe. Local side effects of steroid therapy, ie, sun-atrophy, striae and telangiectasia, are especially likely to affect facial skin. **Pharmaceutical Precautions:** Protect from freezing. **Legal Category:** POM. **Package Quantities:** Supplied in plastic dropper bottles of 5ml and 10ml. **Basic NHS cost:** as at July 1984. **Sml:** E178. **10ml:** E185. **PL 0426-0028.** Full prescribing information is available on request.

**FML-NEO PRESCRIBING INFORMATION**  
**Indications:** Sterile, microfine ophthalmic suspension containing fluorometholone, NEO 1% and neomycin sulphate BPO 5% (equivalent to 0.5% neomycin base). **Use:** FML-NEO is indicated for the management of steroid responsive inflammation of the palpebral or bulbar conjunctiva, cornea and anterior segment of the globe, when threatened or complicated by infection with neomycin sensitive organisms. **Dosage and Administration:** One or two drops in the conjunctival sac two to four times daily during the initial 24 to 48 hours. The dosage may be safely increased to one drop every hour. Care should be taken not to discontinue treatment prematurely. Shake well before using. **Contra-Indications, Warnings, etc.** Acute untreated viral eye infections, Acute superficial herpes simplex, dendritic keratitis, vaccinia, varicella and most other viral diseases of the conjunctiva and cornea. Ocular tuberculosis, fungal diseases of the eye and hypersensitivity to any of the components of the drug. **Warnings:** As for FML above and, in addition in diseases due to micro organisms resistant to neomycin, infection may be masked, enhanced or activated by or other untoward reactions occur. **Precautions:** Patients with histories of herpes simplex keratitis should be treated with caution. Use of topical steroids may increase intraocular pressure. Safety of intensive or protracted use of topical steroids during pregnancy has not been substantiated. Local side effects of steroid therapy, ie, skin atrophy, striae and telangiectasia, are especially likely to affect facial skin. **Pharmaceutical Precautions:** Shake well before using. Do not freeze. **Legal Category:** POM. **Package Quantities:** Available in 5ml plastic dropper bottles. **Basic NHS cost:** as at July 1984. **E 190 PL 0426-0025.** Full prescribing information is available on request.

# Healonid<sup>®</sup> facilitates eye surgery

(sodium hyaluronate)

## Healonid – The High Molecular Weight, Viscoelastic, Noninflammatory Preparation of Sodium Hyaluronate

This is the site of action for Healonid – the preparation that revolutionized ophthalmic surgery. Chosen by thousands of surgeons, Healonid facilitates a wide variety of procedures including: extracapsular and intra-capsular cataract extraction, primary and secondary intraocular lens implantation and corneal transplantation.

Here are the ways Healonid helps...

**1. Maintains space** – Due to its unique viscoelasticity, Healonid helps maintain a deep anterior chamber because it does not readily flow out of the open chamber or flood the trabecular meshwork.

**2. Manoeuvres tissues** – In the hands of the surgeon, Healonid can function like an instrument – helping to gently manoeuvre tissues into the desired position and restoring normal anatomical configuration.

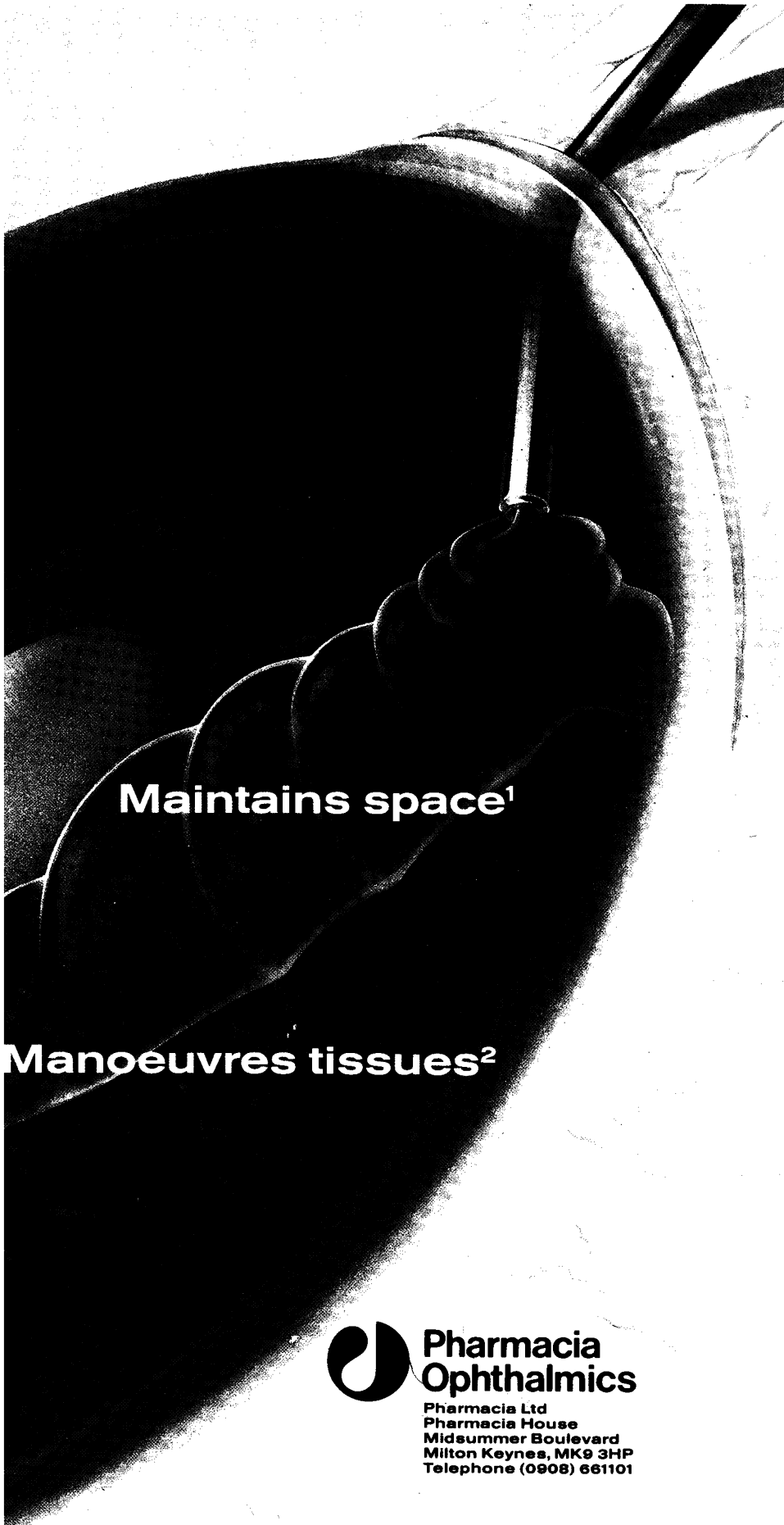
**3. Protects cells** – Healonid coats sensitive cell layers and tissues (i.e., iris, corneal endothelium) and absorbs mechanical stress, thereby providing additional protective buffering for delicate tissues.

Clinical experience over the past three years and in over half a million surgical procedures has shown Healonid to be well tolerated and predictable in use. In its wide range of applications, the unique ability of Healonid to maintain space, manoeuvre tissues and protect cells has proven so beneficial that a new form of ophthalmic surgery has evolved – Viscosurgery.<sup>™</sup>



Protects cells<sup>3</sup>

Healonid<sup>®</sup> is Viscosurgery<sup>™</sup>



**Maintains space<sup>1</sup>**

**Manoeuvres tissues<sup>2</sup>**



**Pharmacia  
Ophthalmics**

Pharmacia Ltd  
Pharmacia House  
Midsummer Boulevard  
Milton Keynes, MK9 3HP  
Telephone (0908) 661101

## **Healonid<sup>TM</sup>**

### **PRESCRIBING TABLE**

#### **PRESENTATION**

Disposable 0.4ml syringes containing 1% Sodium Hyaluronate in aqueous buffer.

#### **USES**

Sodium hyaluronate is a visco-elastic polymer normally found in the aqueous and vitreous humour. HEALONID, which contains sodium hyaluronate is a highly viscous clear solution at rest, yet it will readily flow through a fine cannula or needle under pressure.

Introduction of HEALONID into the anterior or posterior chamber keeps tissues separated during the operative procedure and protects them from trauma from other tissues or instruments. The anterior chamber depth is maintained, vitreous bulge can be reduced, and the loss of irreplaceable endothelial cells which inevitably accompanies surgery can be greatly reduced.

#### **INDICATIONS**

Surgical procedures on the eye, including intraocular lens insertion, intra and extra capsular lens extraction, glaucoma surgery, corneal graft, surgery for accidental trauma, retinal detachment and vitreal replacement procedures.

#### **DOSAGE AND ADMINISTRATION**

The syringe is assembled and made ready for use according to the instruction sheet with each syringe. The indication for use will govern the timing and quantity of HEALONID used. See data sheet for Healonid Monograph.

#### **PRECAUTIONS**

The anterior chamber should not be over-filled with HEALONID, except in glaucoma surgery. At close of surgery some of the HEALONID should be removed by irrigation or aspiration. Intraocular pressure should be monitored during the post operative period and any excessive rises treated with appropriate therapy.

#### **CONTRA-INDICATIONS, WARNINGS**

There are no known contra-indications to HEALONID. Because the drug is extracted from avian tissues, despite rigorous purification procedures minute amounts of protein are present, and thus the remote possibility of idiosyncratic reactions remains.

#### **ADVERSE REACTIONS**

The drug is very well tolerated and the only untoward effect reported has been a transient rise in intraocular pressure in a few cases.

#### **PHARMACEUTICAL PRECAUTIONS**

Store at 2-8°C protected from light and freezing. Shelf life 3 years.

#### **LEGAL CATEGORY POM.**

**PACKAGING QUANTITIES AND BASIC N.H.S. PRICE (6th April 1984)** Disposable syringes containing 0.4ml £29.44 each.

#### **FURTHER INFORMATION**

HEALONID does not interfere with healing process. Its use may reduce incidence of synechiae and adhesions. Evidence from animal experiments indicates that HEALONID is no longer present in the anterior chamber six days after introduction. **PRODUCT LICENCE NUMBER 0009/0045**

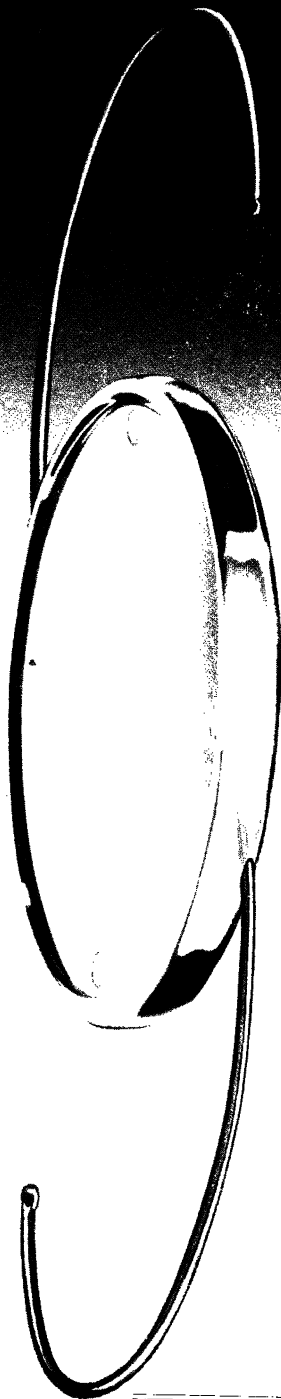
#### **SUPPLIED BY**

Pharmacia Limited  
Pharmacia Ophthalmics,  
Pharmacia House  
Midsummer Boulevard,  
Milton Keynes.

MK9 3HP

Telephone: (0908) 661101

Further information is available on request to the company.



**707 series**

**LASERIDGE™**



**Laseridge™ optic designed and developed in cooperation with Kenneth J. Hoffer M.D. F.A.C.S.**

*U.K., Ireland & Scandinavia*  
110-112 High Street,  
Maidenhead, Berkshire SL6 1QQ,  
England.  
Tel: (0628) 74811  
Tlx: 849400 CODMAN G

*Germany, Austria & Switzerland*  
Am Hehsel 38-40,  
2000 Hamburg 63, Germany.  
Tel: 040/5 38 00 00  
Tlx: 213888 COD D

*Italy*  
Via Crescenzo 42,  
00193 Rome, Italy.  
Tel: 6548403  
Tlx: 621062 CREGES I

*France & North Africa*  
c/o Critikon S.A.  
"Le Pyramide"  
80 Ave du General de Gaulle,  
94009 Creteil L'Echat, France.  
Tel: 339 30 06  
Tlx: CRITIFR 230719F

*Benelux*  
c/o Ortho Diagnostic Systems N.V.  
Antwerpseweg 19-21,  
B-2340 Beerse, Belgium.  
Tel: 61 16 24  
Tlx: 32540 JANFAR B



THE ONE FOR TYPE 1

New clinical evidence has indicated that Opticrom is equally effective as steroids in treating allergic conditions such as V.K.C. And it doesn't cause a rise in intraocular pressure. (1) (2)

This is because Opticrom has been specifically formulated to provide both symptomatic and preventative treatment for type 1 reactions.

It's fast and effective because it stabilizes mast cells preventing degranulation, the release of vasoactive amines and other inflammatory agents.

**Opticrom**<sup>®</sup>  
Sodium Cromoglycate B.P.

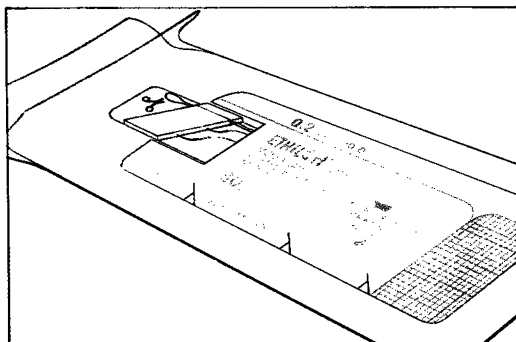
FAST AND TO THE POINT.

**PRESENTATIONS:** Eye Drops containing 2% Sodium Cromoglycate in aqueous solution. Eye Ointment is a cream coloured opaque sterile ointment containing 4% Sodium Cromoglycate.  
**INDICATIONS:** Opticrom is for the relief and treatment of acute or chronic allergic conjunctivitis and vernal kerato conjunctivitis. **DOSAGE & ADMINISTRATION:** Eye Drops - One or two drops into each eye four times daily. Eye Ointment: To be applied to the eye two to three times daily. **CONTRA-INDICATIONS & WARNINGS:** Eye Drops - known hypersensitivity to benzalkonium chloride. As with all Ophthalmic preparations containing benzalkonium chloride, patients are advised not to wear soft contact lenses during the treatment period. Eye Ointment - As with other Ophthalmic ointments transient blurring of vision may occur. **BASIC NHS COST:** Eye Drops: £4.50 per 10ml bottle Eye Ointment: £6.43 per 5gm tube. **PRODUCT LICENCE NUMBER:** Eye Drops: PL0113/0039 Eye Ointment: PL0113/0103 Fisons plc, Pharmaceutical Division, Loughborough, Leicestershire LE11 0BB. **Reference:** 1. Dahan, E., and Appel, R., British Journal of Ophthalmology 1983, 67, 688-692 2. Hennawi, M., British Journal of Ophthalmology, 1980, 64, 483-486

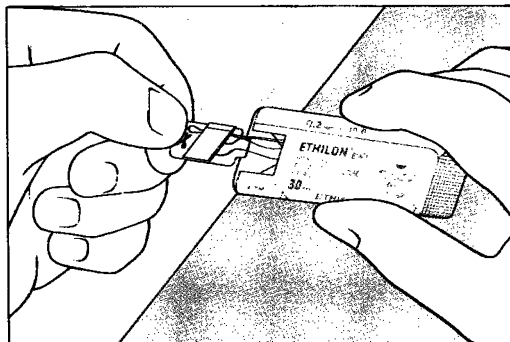
**Stays sharper, longer.**



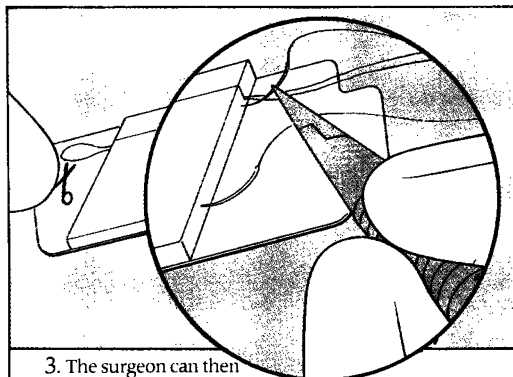
# The new MICRO·POINT X spatula needle



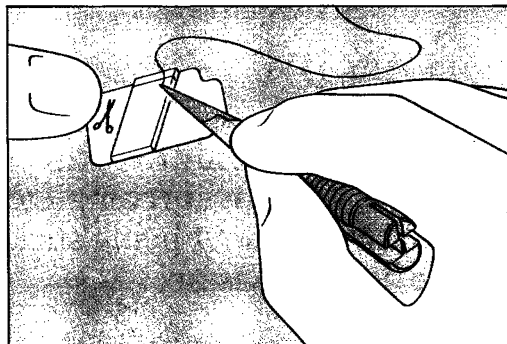
1. The outer overwrap has been removed and the sterile inner pack is placed on the trolley ready to be dispensed.



2. The inner folder has been removed from the pack and the needle foam park is being moved towards the operating field. No unwinding or handling of the delicate needle or suture is necessary.



3. The surgeon can then take the needle from its protective foam park, cutting the suture either at the mid-point as indicated by the loop or at any position along its length.



4. The foam park can be used at any time, either during the procedure to keep the needle safe within the operating field until required, or at the end for needle count and safe disposal.

In the exacting field of anterior segment surgery, higher and higher standards are being demanded.

A prime objective for Ethicon has been to improve the penetration of the eyeless needle to new levels, using advanced manufacturing techniques.

Now the new MICRO·POINT X Spatula Needle brings you that new standard—plus the ability to retain penetration, not just for the first few passes, but right through until the suture has been placed

and the incision closed.

Complementing this new needle will be a 'tangle-free' method of dispensing the suture without the need to unwind. An easily-handled needle foam park enables the suture to be brought within the field of the

operating microscope. It also provides a means of holding a partially used needle where the surgeon wants it, protected from damage but immediately ready for picking up with the needle holder.

**MICRO·POINT X**  
spatula needle

**ETHICON**

ETHICON Ltd., P.O. Box 408, Bankhead Avenue,  
Edinburgh EH11 4HE, Scotland.  
\*Trademark © ETHICON Ltd 1982

# When real tears don't come easily..



## Liquifilm Tears (polyvinyl alcohol) by day

... spread evenly over the cornea to provide complete wetting without being sticky or blurring vision



## Lacri-Lube (petrolatum mineral oil) by night

... lubricates and protects the dry eye during sleep

**ALLERGAN**  
Allergan Limited

Turnpike Road, Cressex Industrial Estate, High Wycombe, Bucks. HP12 3NR.

*Presentation:* Clear, colourless to slightly straw coloured sterile, aqueous ophthalmic solution, containing polyvinyl alcohol 1.4%. *Uses:* For dry eyes, especially where natural mucus is absent, or deficient, also an ocular lubricant. *Dosage and administration:* 1 drop in the eye as needed, or as directed. *Contra-indications, warnings etc.:* Not for use with soft contact lenses. If irritation increases or persists, discontinue use. *Pharmaceutical precautions:* nil. *Legal category:* P. *Packaging quantities:* Liquifilm Tears is available in plastic dropper bottles containing 15ml. *Further information:* nil. Basic NHS cost (as at January 1984) £1.33. PL. 0426/0009. Further information is available on request.

**LACRI-LUBE** *Presentation:* Sterile, bland, non-medicated ointment for topical administration to humans, containing white petrolatum mineral oil, non-ionic lanolin derivatives with chlorobutanol 0.5% as a preservative. *Uses:* Useful as adjunctive therapy to lubricate and protect the eye in conditions characterised by exposure keratitis, decreased corneal sensitivity, recurrent corneal erosions, and keratitis sicca. *Dosage and Administration:* For topical administration. Pull lower lid down to form pocket. Apply small amount as needed. *Contra-indications, etc.:* No known contra-indications. *Pharmaceutical precautions:* Store away from heat. To avoid contamination during use, do not touch tip to any surface. *Legal Category:* P. *Package Quantities:* Available in 3.5g ophthalmic tubes. Basic NHS cost (as at January 1984) £1.76. PL. 0426/0041. Further information is available on request.



# The Modified J-Loop posterior chamber lens from Cilco.



Cilco's SK20/21 lens is lathe cut from Perspex® CQ polymethylmethacrylate, the intraocular lens material providing a 30-year history of evaluation in the eye. All surfaces, even the tips of the Prolene™ loops, are polished to absolute smoothness by proprietary procedures. The scanning electron micrographs shown here demonstrate just how smooth the Cilco lens edge and loop tips are. Please contact your Cilco office for additional information or videotape on implantation.




*Scanning electron micrographs taken by Alan F. Pooley, Ph.D., Peabody Museum, Yale University.*

**CILCO**

*U.K., Ireland and Scandinavia: CILCO, Inc., 3 Waterdene House, Water Lane, Leighton Buzzard, Bedfordshire LU77AW, England • Telephone: (0525) 381122; U.S.A.: CILCO, Inc., 1616 13th Avenue, Box 1680, Huntington, WV 25717 • Telephone: 304-697-4422; Australia • Canada • Europe, Middle East and Africa • Japan and Korea • Latin America • W. Germany.*

# KEY MED

## CRYOTHERAPY



### THE WALLACH WA1000A CRYOTHERAPY SYSTEM

A totally new system for ophthalmic cryotherapy, making treatment of glaucoma, cataracts and retinal detachment rapid, simple and effective.

The Wallach WA1000A system features:

- \* **Instant** freeze and defrost
- \* Simple, non-electric operation
- \* Lightweight, autoclavable probes

\* Full range of probes including choice of 1.0mm or 1.5mm diameter for cataract removal.

Only a demonstration can show the superiority of this new Wallach cryotherapy equipment.

Fully guaranteed and serviced at KeyMed House, Southend-on-Sea.

The ideal combination of quality and service.

## WALLACH

# KEY MED

Specialised Services to Medicine  
KeyMed House Stock Road Southend-on-Sea Essex SS2 5QH  
Telephone: (0702) 616333 Telex: 995283

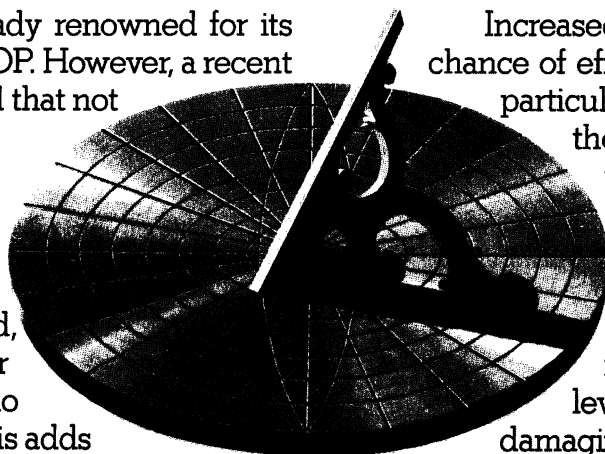
# GLAUCOMA.

## What is the best measure of successful control over time?

**'Since the aim of treatment is to prevent loss of visual field, any definitive assessment of therapeutic benefit should logically be based on field survival.'**<sup>1</sup>

TIMOPTOL is already renowned for its efficacy in controlling IOP. However, a recent three-year study<sup>1</sup> found that not only was therapy with TIMOPTOL associated with sustained IOP reductions of 24.3 to 34.5%, but that the majority of those treated, who were monitored for field survival, showed no significant field loss. This adds significant weight to the case for long-term use of TIMOPTOL.

Patients find the simple 'one drop' b.d. dosage convenient and easy to remember. In fact, recent research has demonstrated that compliance may be substantially improved by choosing a drug that needs to be taken less often than three times daily.<sup>2,3</sup>



Increased compliance means more chance of effective 24-hour control, of particular importance in view of the diurnal variations in IOP which may be as great as 11 mm Hg.<sup>4</sup>

Over a one-year period TIMOPTOL has been shown to significantly reduce diurnal variations,<sup>4</sup> levelling out the potentially damaging pressure peaks.

Because all of these benefits are achieved generally without the familiar hardships of 'the miotic life' such as blurring of vision, pinpoint pupil and ocular irritation, TIMOPTOL has been described as '... one of the most significant advances in the topical treatment of chronic open-angle glaucoma...'<sup>5</sup>

Ophthalmic Solution

# Timoptol<sup>®</sup>

Timolol maleate, MSD

## For effective control from every point of view



MERCK  
SHARP  
DOHME

Merck Sharp & Dohme Limited  
Hoddesdon, Hertfordshire, EN11 9BU



OPHTHALMIC  
SERVICES

For abridged product information, see overleaf

9-84.TOT.83.GB.9390.J

Ophthalmic Solution

# Timoptol<sup>®</sup>

Timolol maleate, MSD

## ABRIDGED PRODUCT INFORMATION

Full prescribing information is available on request and should be consulted before prescribing.

### USES

Elevated intra-ocular pressure including: ocular hypertension, chronic open-angle glaucoma (including aphakia); secondary glaucoma.

### DOSAGE AND ADMINISTRATION

Usually one drop 0.25% solution in affected eye twice a day. If necessary change to one drop 0.5% solution twice a day.

### CONTRA-INDICATIONS

Bronchospasm, bronchial asthma, chronic obstructive pulmonary disease. Uncontrolled cardiac failure. Hypersensitivity.

### PREGNANCY

Not studied; weigh benefit against possible hazards.

### PRECAUTIONS

'Timoptol' may be absorbed systemically. Known contra-indications to systemic use of beta-blockers require caution. These include sinus bradycardia, greater than first-degree block; cardiogenic shock; diabetes. Cardiac failure should be adequately controlled before prescribing. History of severe cardiac disease requires monitoring for cardiac failure and checking of pulse rates. There have been reports of skin rashes and/or dry eyes associated with beta-blocking drugs; discontinuation should be considered.

Patients receiving a beta-blocker orally and 'Timoptol' may experience an additive effect on IOP or on known systemic effects of beta-blockade.

Mydriasis resulting from use of 'Timoptol' with adrenaline reported occasionally.

### Children

Not currently recommended.

### SIDE EFFECTS

Ocular irritation, including conjunctivitis, blepharitis, and keratitis, reported occasionally. Visual disturbances reported infrequently. Rash and urticaria reported rarely. Certain cardiovascular, pulmonary and other disorders reported, including bradyarrhythmia, hypotension, syncope, and bronchospasm. Respiratory failure, congestive heart failure and, in diabetics, masked symptoms of hypoglycaemia reported rarely. Slight reduction in resting heart rate observed.

Rare effects reported are aphakic cystoid macular oedema, headache, dry mouth, anorexia, dyspepsia, nausea, dizziness, CNS effects, palpitation, and hypertension.

### BASIC NHS COST

0.25% Ophthalmic Solution 'Timoptol', £5.18 per 5 ml pack.

0.5% Ophthalmic Solution 'Timoptol', £5.82 per 5 ml pack.

### PRODUCT LICENCE NUMBERS

0.25% Ophthalmic Solution 'Timoptol', 0025/0134

0.5% Ophthalmic Solution 'Timoptol', 0025/0135.

Issued October 1983.

@ denotes registered trademark.

### REFERENCES

1. Sponsel, W. E., *et al.*, *Brit. J. Ophthalmol.*, 1983, 67, 220.
2. Norell, S. E., *Amer. J. Ophthalmol.*, 1981, 92, 727.
3. MacKean, J. M., and Elkington, A. R., *Brit. J. Ophthalmol.*, 1983, 67, 46.
4. Reynolds, P. M., *Glaucoma*, 1982, 262.
5. Willcockson, J., and Willcockson, T., *Glaucoma*, 1982, 155.

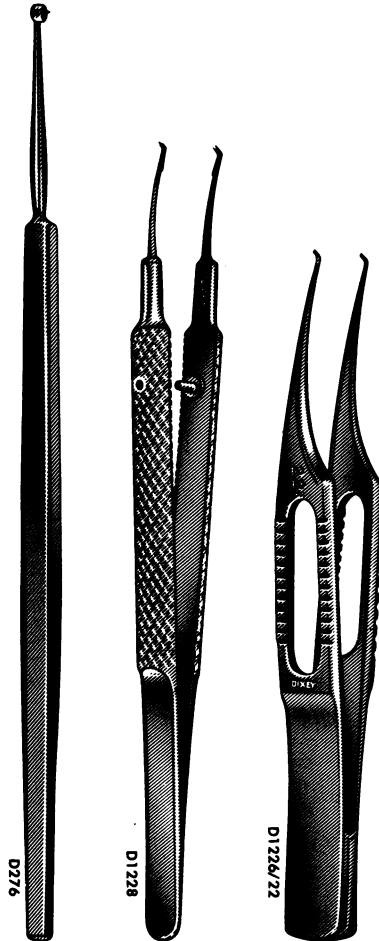


Merck Sharp & Dohme Limited  
Hoddesdon, Hertfordshire, EN11 9BU



OPHTHALMIC  
SERVICES  
9 84 TOT 83 GB 9390 J

# DIXEY



D276 Govan's Depressor/Marker, Scleral

D1228 Birks Micro 'Colibri' Forceps

D1226/22 Beaked (Colibri) Micro Forceps:

DIXEY INSTRUMENTS LIMITED

Ophthalmic Instruments & Apparatus

19 Wigmore Street

London W1A 4DU England

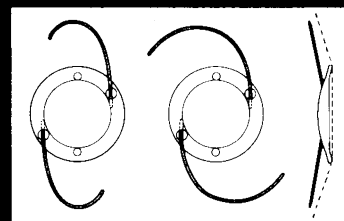

Telephone: 01-580 1713 Telex: 268312

# ***Lasagap***

***Lasagap*** lenses from Rayner are designed to expedite YAG laser capsulotomies.

***Lasagap*** lenses from Rayner naturally create a 0.25 mm gap (no spacers or risers) between the lens implant and the posterior capsule.

***Lasagap*** lenses from Rayner



**Pearce Lasagap**


**Catalogue No. 860  
and No. 861**

# **RAYNER**

**Rayner Intraocular Lenses Limited**

Wilbury Villas, Hove, Sussex BN3 6GG, England.  
Tel: Brighton (0273) 772972 Telex: 877966

• **MAXITROL** •  
(For Post-Operative Use)



**Drop in  
after work.**

---

**ANNOUNCING A FIRST  
IN THE TREATMENT OF GLAUCOMA**


---



**Propine**  
dipivefrin HCl

**the prodrug that  
breaks new ground  
in penetration...**

# THE PENETRATING TREATMENT FOR GLAUCOMA HAS ARRIVED...



For effective corneal penetration  
and control of open angle glaucoma  
with few side effects and a convenient  
twice daily dosage...

## •NEW **Propine** dipivefrin HCl


**All it took was hindsight  
and a little vision**

Full prescribing information is available on request

**Presentation:** Sterile ophthalmic solution containing dipivefrin hydrochloride (0.1%). **Uses:** For the control of intraocular pressure in chronic open angle glaucoma or ocular hypertensive patients with anterior chamber open angles. **Dosage and Administration:** The usual dosage is one drop in the affected eye(s) every 12 hours. **Contra-Indications, Warnings, etc:** Use in pregnancy — the safety of the intensive or protracted use of dipivefrin during pregnancy has not been substantiated. **Contra-indications** — patients suffering from closed angle glaucoma. **Precautions** — dipivefrin should be used with caution in patients with narrow angles since dilation of the pupil may trigger an attack of angle closure glaucoma. Macular oedema is a rare occurrence with adrenaline use in aphakic patients. Prompt reversal generally follows discontinuance of the drug. Macular oedema with dipivefrin does present as a possibility in the aphakic patient. **Adverse reactions:** Rebound vasodilation and allergic blepharconjunctivitis are rarely observed following treatment with dipivefrin. Dipivefrin has been used successfully in patients who have demonstrated such intolerance to adrenaline. Adrenochrome deposits have been rarely observed following the use of dipivefrin. Very slight transitory stinging may occur upon instillation in some patients. This product contains benzalkonium chloride and should not be used in conjunction with soft contact lenses. **Pharmaceutical Precautions:** Store at a temperature of 4 - 23°C; however, it can be stored for up to 30°C for a short period of time (a few days). **Legal Category:** POM. **Package Quantities:** Supplied in plastic dropper bottles containing 10ml. Basic NHS Cost: (as at February 1984) £4.65. PL 0426/0040.



**ALLERGAN**  
Allergan Limited,  
Turnpike Road,  
Cressex Industrial Estate,  
High Wycombe,  
Bucks. HP12 3NR





# Tobrallex®\*

**Tobramycin 0.3%**  
Ophthalmic Solution



## Your Logical Choice for Ocular Infections

More ocular pathogens are sensitive to Tobrallex... than to other ophthalmic antibiotics.

- 95% effectiveness in a wide range of external ocular infections<sup>1, 2</sup>
- bactericidal action with low potential for developing bacterial resistance
- well tolerated and highly comfortable for patients<sup>3</sup>
- few adverse reactions (less than 3%)<sup>4</sup>

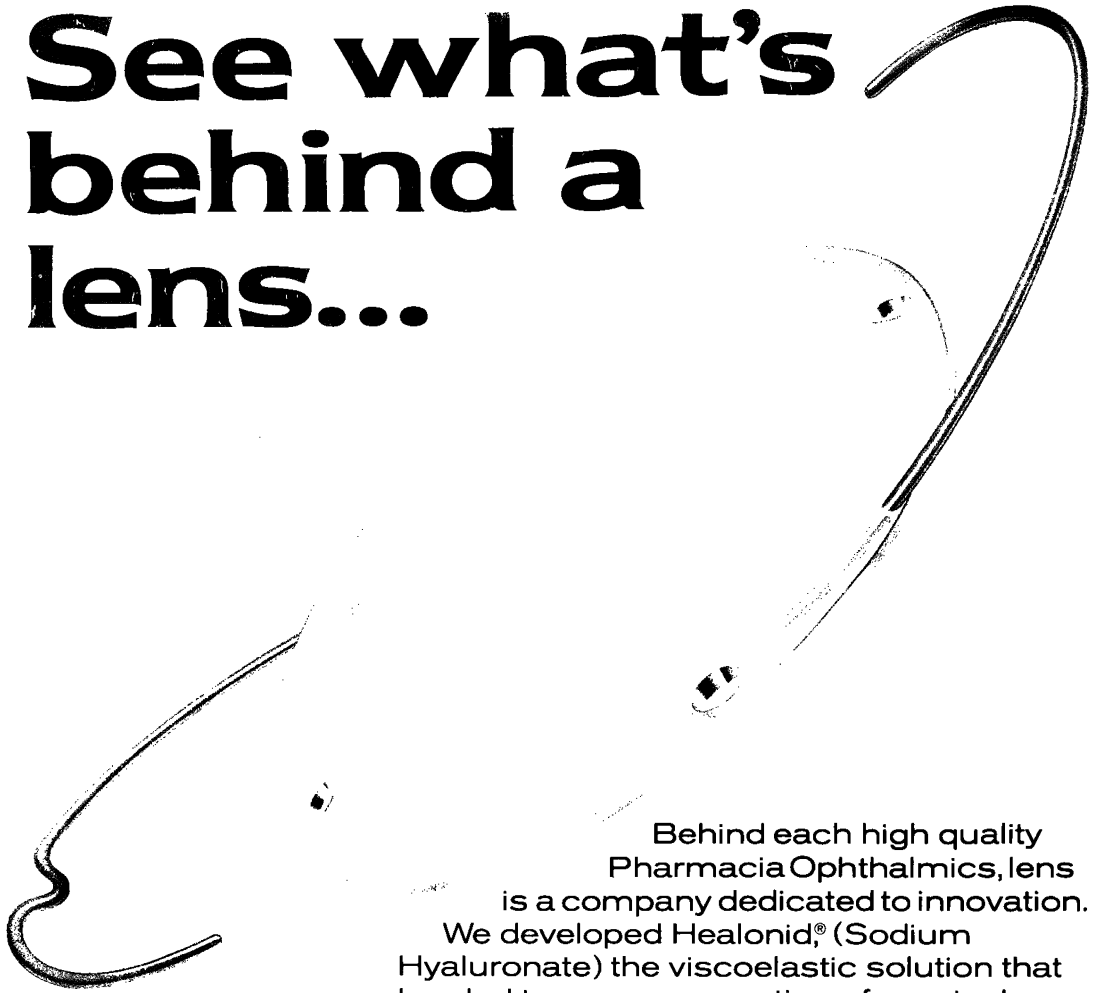
## Alcon

Alcon Laboratories (U.K.) Ltd.,  
Imperial Way,  
Watford,  
Herts.

\*International trademark **TOBREX**

**Presentation:** A sterile, colourless to very pale yellow ophthalmic solution containing Tobramycin BP 0.3% w/v, preserved with 0.01% Benzalkonium Chloride BP, packed in 5 ml Drop-Tainers. **Uses:** Tobramycin is an aminoglycoside antibiotic active against a wide variety of Gram-negative and Gram-positive ophthalmic pathogens. Tobrallex (tobramycin) Sterile Ophthalmic Solution is a bactericidal topical antibiotic indicated in the treatment of external bacterial conditions of the eye and its appendages. The spectrum of activity covers a wide range of Gram-positive organisms and many Gram-negative organisms. A significant bacterial population resistant to tobramycin has not yet been reported. However, there is the possibility that bacterial resistance may develop following prolonged use. **Dosage and Administration:** Adults and children: In mild to moderate cases, instill one or two drops into the affected eye every four hours. For severe infections, instill two drops into the eye hourly until there is an improvement and then reduce treatment, prior to discontinuation. **Contra-Indications, warnings, etc. Contra-Indications:** Persons with known sensitivity to tobramycin or gentamicin. **Warnings:** Sensitivity may occur in some patients. If so, discontinue use. Transient irritation may occur with some susceptible patients. Tobrallex ophthalmic solution is not for injection. **Precautions:** As with other antibiotics, prolonged use may result in the overgrowth of non-susceptible organisms, including fungi. If super-infection occurs, appropriate therapy should be initiated. **Pharmaceutical Precautions:** Store at 8°C to 25°C. Do not freeze. Keep the container tightly closed and out of the reach of children. Discard contents one month after opening. Sterile until opened. **Legal Category:** POM **Package quantity:** 5 ml in Drop-Tainer dispensers. **Further information:** Tobrallex eye drops are contained in an unbreakable semi-rigid plastic dropper bottle with screw-on cap containing 5 ml of the preparation. **Product License No.:** 0649/0044 **Product License Holder:** Alcon Laboratories (U.K.) Ltd., Imperial Way, Watford, Herts. **References:** 1. Cagle, G.D. and Abshire, R.L.: "Quantitative Ocular Bacteriology: A Method for the Enumeration and Identification of Bacteria from the Skin Lash Margin and Conjunctiva" Investigative Ophthalmology and Visual Science 20:751-758 (June) 1981. 2. Data on file, Alcon Laboratories, Inc. 3. Smith, J.P.: Data on file, Alcon Laboratories, Inc. 4. Cagle, G. et al.: "Topical Tobramycin and Gentamicin Sulfate in the Treatment of Ocular Infections: Multicenter Study." Current Eye Research 1:523-534, 1982.

# See what's behind a lens...



Behind each high quality Pharmacia Ophthalmics lens is a company dedicated to innovation. We developed Healonid® (Sodium Hyaluronate) the viscoelastic solution that has led to a new generation of surgical techniques – **Viscosurgery**™.

Our commitment to ophthalmology can be further seen in our new **Pharmacia Personal Service**™ which provides rapid access to the latest news and views on eye surgery and on Viscosurgery in particular.

With videos, books, papers and computer assisted abstracting service at your immediate disposal, the service not only gives you more information more quickly, it also invites you to try out new products; even to participate in research.

If you want to see who's behind innovation, you're looking in the right direction.

For further information please contact:



Pharmacia Ltd  
Pharmacia House  
Midsummer Boulevard  
Milton Keynes, MK9 3HP  
Telephone (0908) 661101

a medelec system

## HAVE YOU SEEN WHAT **SENSOR** CAN DO?



### **ALL STANDARD EVOKED POTENTIAL TESTS, PLUS**

● 40Hz Response ● EOG ● Steady State VEP ● ENG ● P300 ● Sensory and Motor NCV ● Train-of-Four Responses ● Interference EMG

- Up to 4 channels of programmable acquisition.
- 12 Instrument Programs for Reliable Routine use, easily changeable by the user.
- Electrical Patient Isolation.
- Full Range of Accessories.
- Fully annotated Hardcopy output.
- ST10 – one of the most sophisticated programmable stimulators available.

#### **All in one standard system, plus**

- Straightforward, user-friendly software packages for a standard micro-computer.

#### Currently Available:

- Patient data filing
- Total automation of clinical routines
- Fast Fourier Transform for Digital Filtering and Power Spectrum Analysis
- P300 Test
- 8 channel System Software

- Growing software support, check for the latest software releases.

FOR DETAILED INFORMATION CONTAINED IN OUR NEW SOFTWARE CATALOGUE, SEND FOR YOUR FREE COPY TO SANDY IVES

 **medelec**  
A Vickers Healthcare company

Medelec Limited, Manor Way, Old Woking, Surrey GU22 9JU England. Telephone: (04862) 70331.  
Telex: 859141 Medlec G.

In North and South America, comparable equipment: Teca Corporation, 3 Campus Drive, Pleasantville, New York 10570. U.S.A. Telephone: 800-431-1738.



**UNDER CONTROL...**

*with*  
**Contr** **Tip**<sup>TM</sup>

- You are in control with the new *Control-Tip*<sup>TM</sup> Loop design which may be used with the Osher/Fenzl insertion technique and instrument. You can easily manoeuvre the lens with this single hook instrument, through small pupils and in closed chambers.
- You are in control where shallow anterior chambers, positive vitreous pressures or patient movements may occur.

The new IOLAB *Control-Tip*<sup>TM</sup> Loop makes implantation easier . . . only one instrument and one hand are needed . . . A TIP FOR SUCCESS.

 **EUROPE**

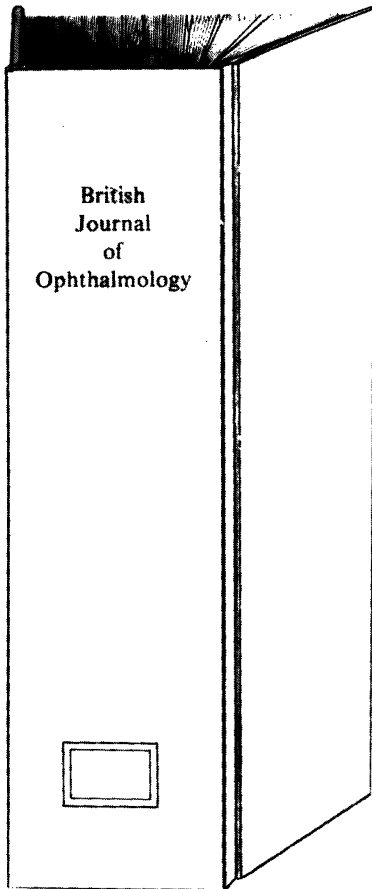
*U.K., Ireland, Scandinavia & Middle East*  
110-112 High Street,  
Maidenhead, Berkshire SL6 1QQ.  
England.  
Tel: (0628) 74811  
Tlx: 849400 CODMANG

*Germany, Austria & Switzerland*  
Am Hehsel 38-40,  
2000 Hamburg 63, Germany.  
Tel: 040/5 38 00 00  
Tlx: 213888 COD D

*Italy, Spain, Portugal & Greece*  
Via Crescenzo 42,  
00193 Rome, Italy.  
Tel: 6548403  
Tlx: 621062 CREGES 1

*France & North Africa*  
c/o Critikon S.A.  
"Le Pyramide"  
80 Ave du General de Gaulle,  
94009 Creteil L'Echat, France.  
Tel: 339 30 06  
Tlx. CRITIFR 230719F

*Benelux*  
c/o Ortho Diagnostic Systems N.V.  
Antwerpseweg 19-21,  
B-2340 Beerse, Belgium.  
Tel: 61 16 24  
Tlx. 32540 JANFAR B



# 'CORDEX'

## SELF-BINDING CASES

*for easy and instant reference*

Made to hold one volume (12 issues) of your **BRITISH JOURNAL OF OPHTHALMOLOGY**. Each case is handsomely bound with a colour to complement the journal. Spring nylon cords, to carry the journals, slide freely along the spine of the binder. The name of the journal is gold-blocked on the spine. Date labels are also provided.

**Price:** Inland £4.00; Overseas US\$12.00  
including postage (air mail overseas) and packing

## ORDER NOW

*From:* The Subscription Manager,  
**BRITISH JOURNAL OF OPHTHALMOLOGY**  
BMA House, Tavistock Square, London WC1H 9JR

# A SENSE OF ASHER

*A further collection of the writings of Richard Asher,  
selected and introduced by Ruth Holland*

This second selection of Richard Asher's writings, with an introduction by Ruth Holland, was originally published in a limited edition in the Keynes Press in 1983. It sold out rapidly and in response to exceptional demand it was decided to produce a paperback edition. This contains the complete text of the original and has a new cover based on one of the original designs for Lewis Carroll's *The Hunting of the Snark* by Henry Holiday.

"The contents of this volume are pure delight: arresting, provoking and full of good sense as only Richard Asher knew how to present it."


"Even his most serious and weighty articles sparkle with sequins—his own aphorisms, imaginary dialogue, fantasies, quotations—and he had that knack of being always entertaining, which Shaw described as having your pockets stuffed with sausages and keeping a red hot poker in the fire."

Price: Inland £7.00;  
Overseas £8.50; USA \$14.00  
(BMA members:  
Inland £6.50; Overseas £8.00;  
USA \$13.00).

*Overseas prices include  
air mail postage.*

**Payment must be enclosed  
with order.**

Order from:  
The Publisher,  
BRITISH MEDICAL JOURNAL,  
BMA House,  
Tavistock Square,  
London WC1H 9JR,  
or your bookseller.



**UNIVERSITY OF LONDON**  
**INSTITUTE OF OPHTHALMOLOGY**  
**Associated with MOORFIELDS EYE HOSPITAL**

The following General and Special Courses have been planned:

1984		
13th June - 30th November	Annual Course in Community Eye Health	£2,750
8th-10th October*	Lasers in Ophthalmology	£150
22nd-26th October*	Advanced Topic Teaching in Hospital Contact Lens Practice	£180
13th & 14th November†	Clinical Occupational Medicine Course	
19th-23rd November†	General Practitioners Course	
3rd-5th December*	Eyelid, Lacrimal and Orbital Course	£150
1985		
16th-18th January*	Course on the Treatment of Macular Disease	£120
21st-25th January*	Paediatric Ophthalmology Course	£150
4th-22nd February	Final FRCS Refresher Course	£300
27th February†	Occupational Medicine for the Part-timer	
18th-22nd March	Basic Contact Lens Practice Course	£150
3rd-7th June	Orthoptic Course	£125
9th-27th September	Final FRCS Refresher Course	£300

\* These courses are at an advanced level and are open to Consultant Ophthalmologists, Senior Registrars and others of equivalent experience.

† Details are obtainable from the British Postgraduate Medical Federation, 33 Millman Street, London WC1N 3EJ.

*Applications for all other courses should be made to the*

**Dean's Office, Institute of Ophthalmology, 17-25 Cayton Street, London EC1V 9AT**

# This Publication is available in Microform.



## University Microfilms International

Please send additional information

for \_\_\_\_\_  
(name of publication)

Name \_\_\_\_\_

Institution \_\_\_\_\_

Street \_\_\_\_\_

City \_\_\_\_\_

State \_\_\_\_\_ Zip \_\_\_\_\_

300 North Zeeb Road  
Dept. P.R.  
Ann Arbor, Mi. 48106

## **A COMPREHENSIVE COURSE IN INTRAOCULAR LENSES & PHACOEMULSIFICATION**

**DATE: October 23-25, 1984**

**LOCATION: El-Maghraby Hospital  
Jeddah, Saudi Arabia**

**TUITION: \$1500.00**

**COURSE DIRECTOR:  
Akef El-Maghraby, M.D.  
Jeddah, Saudi Arabia**

**ASSOCIATE DIRECTOR:  
Robert M. Sinskey, M.D.  
Santa Monica, California**


This Course is designed for ophthalmic surgeons who desire to learn the latest techniques of extracapsular cataract surgery with emphasis on Phacoemulsification, implantation of various types of posterior chamber lenses and the technique for secondary implants.

Live cases by Drs. Maghraby and Sinskey "hands-on" animal laboratory sessions using Cavitron equipment and practice IOL's from various companies.

Didactic sessions will cover complications of posterior and anterior chamber lenses and lens exchanges the Yag Neo-dymium laser in the management of the posterior capsule, pediatric implants and flexible anterior chamber lenses.

For further information and/or registration please contact:

**Akef El-Maghraby, M.D.  
El-Maghraby Hospital  
P.O. Box 7344  
Jeddah, Saudi Arabia**



**DISCOUNTS AVAILABLE ON A WIDE  
RANGE OF EQUIPMENT INCLUDING:  
SLIT LAMPS (DRUM, ZOOM, PHOTO)  
FUNDUS/ENDOTHELIAL CAMERAS  
KERATOMETERS  
FOCIMETERS  
TRIAL LENSES  
INSTRUMENT UNITS, ETC.**

**carleton optical**

**73 NEW BOND ST. LONDON W.1.**

**Tel: 01-408 2121**

AGENTS FOR NIKON, ZEISS JENA

## **AVIATION MEDICINE**

This authoritative and highly readable account of the little known speciality of aviation medicine will interest both general readers and those interested in it as a career. Comprehensive information on the management of airline passengers with particular medical conditions before, during, and after flight will help doctors faced with deciding whether or not their patient is fit to fly and with coping with a medical emergency in the air while themselves passengers on board an aircraft. The chapters on the problems of altitude, acceleration, the function of the special senses in flight, special forms of flight, and aviation psychology describe clearly and precisely the physiological and behavioural effects that flight imposes on man.

Price: Inland £5.50; Overseas £7.50/USA\$13.00  
(Inland £5.00; Overseas £7.00/USA\$12.00 to  
BMA members)

*Despatched by air overseas*

**Payment must be enclosed with order**

**Order your copy now**

From: The Publisher, British Medical Journal,  
BMA House, Tavistock Square, London WC1H 9JR,  
or any leading bookseller