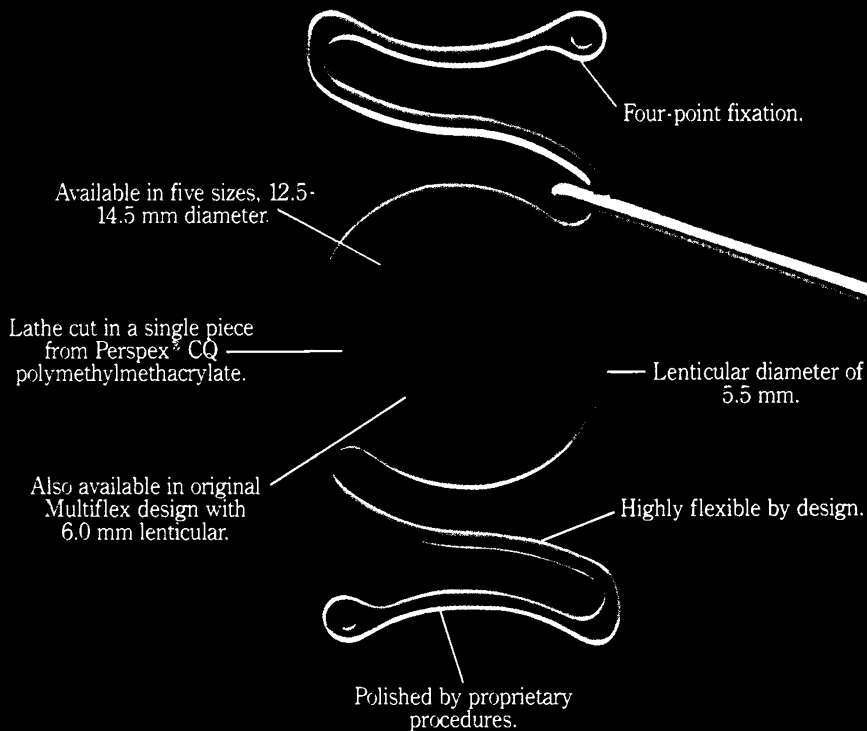
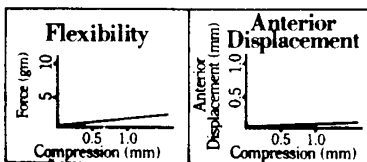


The Kelman™ Multiflex™* II anterior chamber lens from Cilco.



*U.S. Patent no. 4,174,543



Highly flexible, the Kelman™ Multiflex™* II anterior chamber lens helps facilitate insertion and minimize postoperative tenderness. Yet the patented design means minimal anterior displacement of the lens optic, as demonstrated by these graphs. Please contact your Cilco office for additional information, surgical protocol or videotape on implantation with Charles D. Kelman, M.D.

CILCO


U.K., Ireland and Scandinavia: CILCO, Inc., 3 Waterdene House, Water Lane, Leighton Buzzard, Bedfordshire LU77AW, England • Telephone: (0525) 381122; U.S.A.: CILCO, Inc., 1616 13th Avenue, Box 1680, Huntington, WV 25717 • Telephone: 304-697-4422; Australia • Canada • Europe, Middle East and Africa • Japan and Korea • Latin America • W. Germany.

QUALITY, ACCURACY, GOOD VALUE




BM900 Slit Lamp

The Haag-Streit slit lamp system offers many original features including variable luminosity of the slit image, high precision slit adjustment, microscope with large field of stereoscopic view, single joystick control and a fixation light visible within a 90° cone. A standard tonometer and other accessories for the measurement of corneal thickness and anterior chamber depth are also available.



Friedmann 2 Visual Field Analyser

This completely restyled instrument, whose principles are already well established, is designed to be used by less skilled assistants and the results interpreted by the consultant or optometrist, thus saving professional time.



Test conditions are always constant so that results from successive visits are comparable, enabling the specialist to determine whether a defect is progressing. Because the Friedmann 2 operates at threshold, central field defects are recognised sooner and faster.

**Clement Clarke
International Ltd.**

15 Wigmore Street,
London W1H 9LA,

Telephone 01-580 8053

Telex 298626



Don't let your treatment
slip down the drain

After topical instillation, some
of the solution is lost down
the naso lacrimal duct.
Adding a viscolising agent
will slow this process.

Ref: WILSON C.G., OLEJNIK, O. and HANNA, G.
J. Pharm. Pharmacol. (1983) 35: 451-453

Ref: HARDBERGER, R., HANNA, G. and HAYES, J.
Arch. Ophthalmol. (1982) 100: 107-109

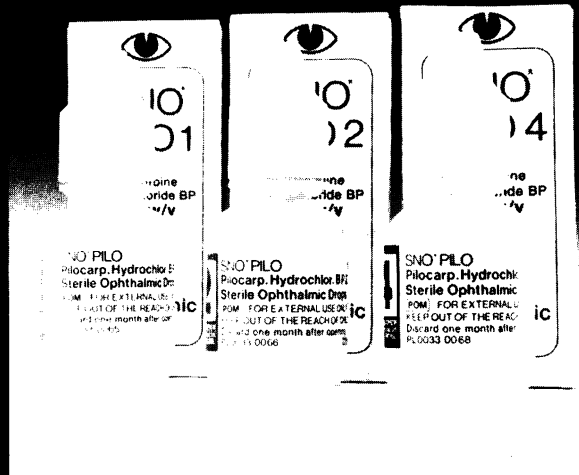
OR THE TREATMENT OF GLAUCOMA

Sno piloTM

PILOCARPINE HYDROCHLORIDE BP

is viscolised with polyvinyl alcohol
to prolong its action and make it
more comfortable for the patient
to use.

It is packed in a 10ml. plastic
bottle and is available in 3
strengths, 1%, 2%, and 4%.



Smith & Nephew Pharmaceuticals Ltd
Ampton Road, Harold Hill
Romford, Essex, RM3 8SL, England
Telephone: 04023 49333
Telex: 898058 SMINEPG

Smith+Nephew

PRESCRIBING INFORMATION


DOSAGE AND ADMINISTRATION Adults: 1 or 2 drops to be instilled into each eye four times a day or as required. Children: At the discretion of the physician.

CONTRA-INDICATIONS, WARNINGS ETC. Sno pilo is contra-indicated where pupillary constriction is undesirable. Ciliary spasm with a temporary reduction of visual acuity occurs. Sensitivity is only rarely observed but if reaction occurs, the use of the drops should be discontinued.

LEGAL CATEGORY POM

PRODUCT LICENCE NUMBERS: 0033/0065 0033/0066 0033/0068

BASIC NHS PRICE: 1% w/v — £0.85 2% w/v — £0.93 4% w/v — £1.11



University of Utrecht

The Faculty of
Medicine of Utrecht
University invites
applications for the
position of:

**FULL PROFESSOR OF
OPHTHALMOLOGY (M/F)**
in the Department of Ophthalmology.

Candidates will be expected to participate in the research activities and teaching duties of the department, including the training of ophthalmologists. In addition, candidates should be willing to participate in the Directorate of the Royal Dutch Hospital of Ophthalmology.

Candidates should possess a Ph.D. or equivalent academic degree and have a wide experience in the field of ophthalmology, as evidenced by publications of high standard. In addition, experience in teaching and university management is required. Candidates should be willing to learn Dutch within a reasonable period of time.

Further information is available on request.

Gross salary, depending on age and experience, ranges from Dfl. 7,157 to Dfl. 10,720 per month.

Applications, including a curriculum vitae and a list of publications, should be sent to the Chairman of the Selection Committee, Prof. dr. E. H. Huizing, c/o Bureau Faculteit Geneeskunde, Catharijnesingel 71, 3511 GM Utrecht in the Netherlands. Suggestions of suitable candidates will also be appreciated.

Our ref: 131.172.

**A COMPREHENSIVE
COURSE IN
INTRAOCULAR LENSES &
PHACOEMULSIFICATION**

DATE: October 23-25, 1984

**LOCATION: El-Maghraby Hospital
Jeddah, Saudi Arabia**

TUITION: \$1500.00

**COURSE DIRECTOR:
Akef El-Maghraby, M.D.
Jeddah, Saudi Arabia**

**ASSOCIATE DIRECTOR:
Robert M. Sinskey, M.D.
Santa Monica, California**

This Course is designed for ophthalmic surgeons who desire to learn the latest techniques of extracapsular cataract surgery with emphasis on Phacoemulsification, implantation of various types of posterior chamber lenses and the technique for secondary implants.

Live cases by Drs. Maghraby and Sinskey "hands-on" animal laboratory sessions using Cavitron equipment and practice IOL's from various companies.

Didactic sessions will cover complications of posterior and anterior chamber lenses and lens exchanges the Yag Neo-dymium laser in the management of the posterior capsule, pediatric implants and flexible anterior chamber lenses.

For further information and/or registration please contact:

**Akef El-Maghraby, M.D.
El-Maghraby Hospital
P.O. Box 7344
Jeddah, Saudi Arabia**

Don't let your treatment
slip down the drain

After topical instillation, some
of the solution is lost down
the naso-lacrimal duct.
Adding a viscosifying agent
will slow this process.

Ref: WILSON, G. O. *Journal of Clinical Pharmacy and Therapeutics*, 1981, 6, 111-112.


Ref: HARRISON, R. W. *Journal of Clinical Pharmacy and Therapeutics*, 1981, 6, 113-114.

OR THE TREATMENT OF EYE INFECTIONS

SnoTM phenicol

CHLORAMPHENICOL PH.EUR. 0.5% W/V

contains chloramphenicol, a broad spectrum antibiotic which is well established for ophthalmic use. It is viscolised with polyvinyl alcohol which increases the viscosity of the solution and increases patient comfort. It is packed in a 10ml. plastic bottle for ease of administration and to avoid breakages.



Smith & Nephew Pharmaceuticals Ltd
Ampton Road, Harold Hill
Bromford, Essex, RM3 8SL, England
telephone: 04023 49333
telex: 898058 SMINEPG

Smith+Nephew

PRESCRIBING INFORMATION

DOSAGE AND ADMINISTRATION Adults: 1 or more drops as required.
Children: 1 drop as required.

CONTRA-INDICATIONS, WARNINGS ETC. Treatment with chloramphenicol should be discontinued immediately if there are signs of allergy (usually localised drug rash). This may be treated by topical hydrocortisone and/or antihistamine by mouth. This product is not intended as a long term treatment.

LEGAL CATEGORY POM
PRODUCT LICENCE NUMBER: 0033/0076
BASIC NHS PRICE: £0.90

THE BANDAGE LENS



The role of the hydrophilic soft lens as a therapeutic agent is well documented. Its use is indicated in a wide range of conditions to reduce patient symptoms, assist the healing process or prevent secondary complications.

POTENTIAL INDICATIONS
Bullous Keratopathy
Corneal Ulceration
Keratoplasty
Ocular Surgery
Corneal Deseccation
Penetrating Corneal Injuries

THE MCL BANDAGE LENS

Manufactured by Madden Contact Lenses Ltd to the highest standards, of which they are justly proud, the lens is made from a British polymer and is available in both mini and semi-scleral diameters. With a DK value of $35.6 \times 10^{-11} \text{cm}^2 \text{sec/m}10_2$ mlmmHg at 20°C, a nominal 75% water content and refractive index of $n=1.37$ it is ideally suited to extended wear.

Lens parameters are as follows

8.30 : 13.50

8.80 : 14.00

Special lenses can be made to specific order.

The lenses are sterilized and supplied in unpreserved saline in a glass vial. Both cold chemical and thermal methods of disinfection are compatible.

FROM THE LABORATORY WITH WORLD-WIDE VISION



MADDEN CONTACT LENSES LTD

Silverhill House, 221 - 229 London Road
St Leonards-on-Sea, East Sussex TN37 6TW
Telephone: (0424) 446644 Telex: 957444

MIDLAND STOCKISTS: BELL OPTICAL CO LTD
Redstone House, 7 Langley Road, Small Heath,
Birmingham B10 0TW Tel: 021-772 3115 Telex: 335196

SCOTTISH STOCKISTS: ABBEY OPTICAL CO LTD
9 Dunn Street, Paisley PA1 1NU
Tel: 041-887 7049 Telex: 777582



Don't let your treatment
slip down the drain

After topical instillation, some
of the solution is lost down
the naso lacrimal duct.
Adding a viscolising agent
will slow this process.

Ref: WILSON C G, OZELINK O and HANNA G
J. Pharm. Pharmacol. (1983) 35, 461-462

Ref: HARDBERGER R, HANNA G and LEVINE
Am. J. Ophthalmol. (1983) 96, 216-217

OR THE RELIEF OF DRY EYE

Sno™ tears

POLYVINYL ALCOHOL 1.4% W/V

is formulated with polyvinyl alcohol
to bring comfort to dry eye
sufferers.

It is packed in a 10ml. plastic
bottle for ease of administration
and to avoid breakages.



Smith & Nephew Pharmaceuticals Ltd
Hampton Road, Harold Hill
Romford, Essex, RM3 8SL, England
telephone: 04023 49333
telex: 898058 SMINEPG

Smith+Nephew

PRESCRIBING INFORMATION

DOSAGE AND ADMINISTRATION One or more drops as required.

CONTRA-INDICATIONS, WARNINGS ETC. Sno tears should not be used in patients
fitted with soft contact lenses.

LEGAL CATEGORY P

PRODUCT LICENCE NUMBER: 0033/0097

BASIC NHS PRICE: £0.80

“MOST READILY ACCEPTED”¹”

Diamox Sustets – sustained release acetazolamide has a far longer duration of effect in glaucoma than any other treatment. Diamox Sustets provides smooth and predictable control of intra-ocular pressure – with significant reduction in the adverse effects associated with systemic therapies for this condition.¹

Diamox Sustets, with a simple b.d. dosage is well accepted by patients ...

ACETAZOLAMIDE 53%⁰

DICHLORPHENAMIDE 21%⁰

DIAMOX SUSTETS 89%⁰

... and physicians, alike.

Eighty-nine percent of the patients tolerated acetazolamide sustained release capsules.¹

“Acetazolamide sustained release [Diamox Sustets] therapy seems the regimen most readily accepted, involving least amount of subjective intolerance and a prolonged effect most desirable for round-the-clock control”.¹

acetazolamide

THE SYSTEMIC TREATMENT FOR GLAUCOMA

INDICATIONS Glaucoma. **DOSAGE Adults:** One capsule at night and in the morning. **Contra-indications:** Idiopathic renal hyperchloraemic acidosis, Addison's disease or all types of suprarenal gland failure. Long-term administration in patients with chronic congestive angle-closure glaucoma. **Precautions:** The patient should be cautioned to report any unusual skin rash. Periodic blood cell counts are recommended. The transitory loss of hearing calls for immediate cessation of medication. **Side-effects:** Drowsiness, paraesthesia of extremities and face may occur. Diamox is a sulphonamide derivative and therefore some side-effects similar to those caused by sulphonamides have occasionally been reported. **Drug interactions:** Possible potentiation of the effects of folic acid antagonists, hypoglycaemics and oral anticoagulants may occur. **Package quantities:** Transparent orange capsules each containing 500mg. of acetazolamide and printed 'Lederle 4309' in bottles of 30, 100 and 500. **Basic N.H.S. cost:** £27.53 per 100. PL 0095/5074.


¹Trademark. **References:** 1. Garner, L.L. et al. Amer. J. Ophthalmol. 1963, 55, 2, 323-327. 2. Lichter, P.R. et al. Amer. J. Ophthalmol. 1978, 85, 4, 495-502.



Lederle Laboratories, A division of Cyanamid of Great Britain Limited, Fareham Road, Gosport, Hampshire PO13 0AS.
Tel. no. (0329) 236131.

NEW
PRODUCT

A SIGNIFICANT DROP for inflammation and infection



FML-Neo

fluorometholone and neomycin

The proven efficacy of a potent ocular steroid, with a substantially reduced tendency to elevate intraocular pressure combined with a broad spectrum antibiotic.



Allergan Limited Turnpike Road
Cressex Industrial Estate
High Wycombe Bucks HP12 3NR



Presentation Sterile, white, microfine ophthalmic suspension containing fluorometholone, NF 0.1%, and neomycin sulphate, BP 0.5% (equivalent to 0.35% neomycin base). **Uses** FML-Neo is indicated for the management of steroid-responsive inflammation of the palpebral or bulbar conjunctiva, cornea and anterior segment of the globe, when threatened or complicated by infection with non-resistant organisms. **Dosage and Administration** One to two drops in the conjunctival sac two to four times daily. During the initial 24 to 48 hours, the dosage may be safely increased to one drop every hour. Care should be taken not to discontinue treatment prematurely. Shake well before using. **Contra-indications, Warnings, etc.** Acute untreated purulent ocular infections. Acute superficial herpes simplex (herpetic keratitis), vaccinia, varicella and most other viral diseases of the conjunctiva and cornea. Ocular tuberculosis, fungal diseases of the eye and hypersensitivity to one of the components of the drug. **Warnings** In diseases due to micro-organisms resistant to neomycin, infection may be masked, enhanced or activated by the steroid. Prolonged use may result in overgrowth of non-susceptible organisms. Articles in current medical literature indicate an increase in the prevalence of persons sensitive to neomycin. The possibility of such a reaction should be borne in mind. If sensitivity or other untoward reactions occur, discontinue the medication. As fungal infections of the cornea have been reported coincidentally with long term steroid applications, fungal invasion may be suspected in any persistent corneal ulceration where a steroid has been used, or is in use, over a prolonged period of time. In those diseases causing flattening of the cornea, perforation has been known to have occurred with the use of topical steroids. Acute purulent untreated infections of the eye may be masked, enhanced or activated by the presence of steroid medication. Secondary ocular infection may occur from pathogens liberated from ocular tissues. Use of steroid medication in the presence of stromal herpes simplex requires great caution. Frequent slit lamp microscopy is required. Reports in the literature indicate that posterior subcapsular lensular opacities have occurred after therapy or protracted use of topical ophthalmic corticosteroids. Eye drops containing corticosteroids should not be used for more than one week except under strict ophthalmic supervision with regular determination of intraocular pressure. This preparation contains benzalkonium chloride and should be used with caution in association with hydrophilic contact lenses. **Precautions** Patients with histories of herpes simplex keratitis should be treated with caution. Use of topical steroids may increase intraocular pressure. Safety of intensive or protracted use of topical steroids during pregnancy has not been substantiated. Local side effects of steroid therapy, i.e. sunburning, striae and telangiectasia, are especially likely to affect facial skin. **Pharmaceutical Precautions** Shake well before using. Do not freeze. **Legal Category POM Package Quantities** Available in 5ml plastic dropper bottles. Bask. NBS Cost (as of August 1983) £1.90. PL 0426 003.1 (1) All prescribing information is available on request.

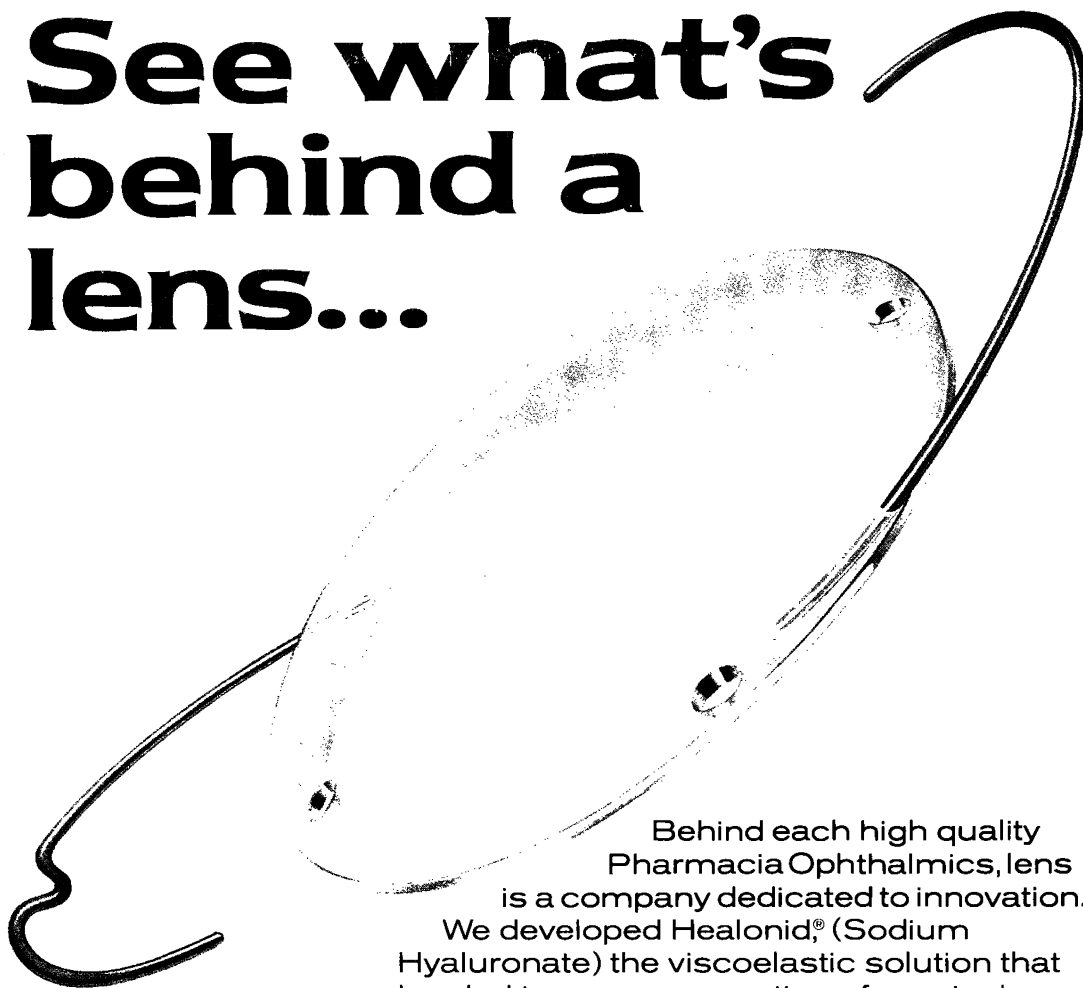
FMNE2

• ISOPTO CARPINE •



Drop in
during the day.

See what's behind a lens...



Behind each high quality Pharmacia Ophthalmics, lens is a company dedicated to innovation. We developed Healonid[®] (Sodium Hyaluronate) the viscoelastic solution that has led to a new generation of surgical techniques – **Viscosurgery**.™

Our commitment to ophthalmology can be further seen in our new **Pharmacia Personal Service**™ which provides rapid access to the latest news and views on eye surgery and on Viscosurgery in particular.

With videos, books, papers and computer assisted abstracting service at your immediate disposal, the service not only gives you more information more quickly, it also invites you to try out new products; even to participate in research.

If you want to see who's behind innovation, you're looking in the right direction.

For further information please contact:



Pharmacia Ltd
Pharmacia House
Midsummer Boulevard
Milton Keynes, MK9 3HP
Telephone (0908) 661101



THE ONE FOR TYPE 1

New clinical evidence has indicated that Opticrom is equally effective as steroids in treating allergic conditions such as V.K.C. And it doesn't cause a rise in intraocular pressure. (1) (2)

This is because Opticrom has been specifically formulated to provide both symptomatic and preventative treatment for type 1 reactions. It's fast and effective because it stabilizes mast cells preventing degranulation, the release of vasoactive amines and other inflammatory agents.

Opticrom[®]
Sodium Cromoglycate B.P.

FAST AND TO THE POINT.

PRESENTATIONS: Eye Drops containing 2% Sodium Cromoglycate in aqueous solution. Eye Ointment is a cream coloured opaque sterile ointment containing 4% Sodium Cromoglycate. INDICATIONS: Opticrom is for the relief and treatment of acute or chronic allergic conjunctivitis and vernal kerato conjunctivitis. DOSAGE & ADMINISTRATION: Eye Drops - One or two drops into each eye four times daily. Eye Ointment: To be applied to the eye two to three times daily. CONTRA-INDICATIONS & WARNINGS: Eye Drops - known hypersensitivity to benzalkonium chloride. As with all Ophthalmic preparations containing benzalkonium chloride, patients are advised not to wear soft contact lenses during the treatment period. Eye Ointment - As with other Ophthalmic ointments transient blurring of vision may occur. BASIC NHS COST: Eye Drops: £4.50 per 10ml bottle Eye Ointment: £6.43 per 5gm tube. PRODUCT LICENCE NUMBER: Eye Drops: PL0113/0039 Eye Ointment: PL0113/0103 Fisons plc, Pharmaceutical Division, Loughborough, Leicestershire LE11 0BB. Reference: 1. Dahan, E., and Appel, R., British Journal of Ophthalmology 1983, 67, 688-692. 2. Hennawi, M., British Journal of Ophthalmology, 1980, 64, 483-486

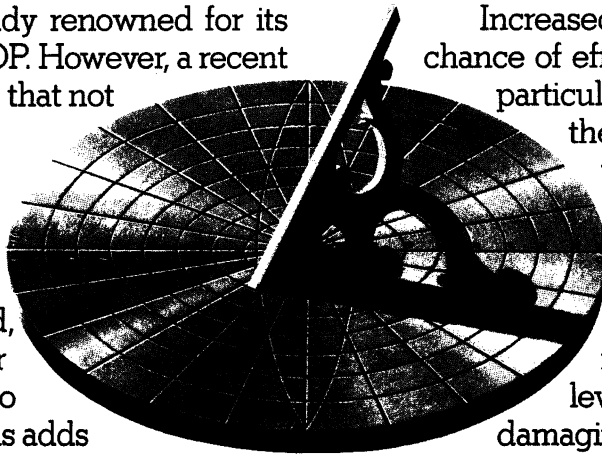
GLAUCOMA.

What is the best measure of successful control over time?

'Since the aim of treatment is to prevent loss of visual field, any definitive assessment of therapeutic benefit should logically be based on field survival.'¹

TIMOPTOL is already renowned for its efficacy in controlling IOP. However, a recent three-year study¹ found that not only was therapy with TIMOPTOL associated with sustained IOP reductions of 24.3 to 34.5%, but that the majority of those treated, who were monitored for field survival, showed no significant field loss. This adds significant weight to the case for long-term use of TIMOPTOL.

Patients find the simple 'one drop' b.d. dosage convenient and easy to remember. In fact, recent research has demonstrated that compliance may be substantially improved by choosing a drug that needs to be taken less often than three times daily.^{2,3}



Increased compliance means more chance of effective 24-hour control, of particular importance in view of the diurnal variations in IOP which may be as great as 11 mm Hg.⁴

Over a one-year period TIMOPTOL has been shown to significantly reduce diurnal variations,⁴ levelling out the potentially damaging pressure peaks.

Because all of these benefits are achieved generally without the familiar hardships of 'the miotic life' such as blurring of vision, pinpoint pupil and ocular irritation, TIMOPTOL has been described as '... one of the most significant advances in the topical treatment of chronic open-angle glaucoma...'⁵

Ophthalmic Solution

Timoptol[®]

Timolol maleate, MSD



MERCK
SHARP
DOHME

Merck Sharp & Dohme Limited
Hoddesdon, Hertfordshire, EN11 9BU



OPHTHALMIC
SERVICES

For abridged product information, see overleaf

9-84.TOT.83.GB.9390.J

Ophthalmic Solution

Timoptol[®]

Timolol maleate, MSD

ABRIDGED PRODUCT INFORMATION
Full prescribing information is available on request and should be consulted before prescribing.

USES

Elevated intra-ocular pressure including: ocular hypertension, chronic open-angle glaucoma (including aphakia); secondary glaucoma.

DOSAGE AND ADMINISTRATION

Usually one drop 0.25% solution in affected eye twice a day. If necessary change to one drop 0.5% solution twice a day.

CONTRA-INDICATIONS

Bronchospasm, bronchial asthma, chronic obstructive pulmonary disease. Uncontrolled cardiac failure. Hypersensitivity.

PREGNANCY

Not studied; weigh benefit against possible hazards.

PRECAUTIONS

'Timoptol' may be absorbed systemically.

Known contra-indications to systemic use of beta-blockers require caution. These include sinus bradycardia, greater than first-degree block; cardiogenic shock; diabetes.

Cardiac failure should be adequately controlled before prescribing. History of severe cardiac disease requires monitoring for cardiac failure and checking of pulse rates. There have been reports of skin rashes and/or dry eyes associated with beta-blocking drugs; discontinuation should be considered.

Patients receiving a beta-blocker orally and 'Timoptol' may experience an additive effect on IOP or on known systemic effects of beta-blockade.

Mydriasis resulting from use of 'Timoptol' with adrenaline reported occasionally.

Children

Not currently recommended.

SIDE EFFECTS

Ocular irritation, including conjunctivitis, blepharitis, and keratitis, reported occasionally. Visual disturbances reported infrequently. Rash and urticaria reported rarely.

Certain cardiovascular, pulmonary and other disorders reported, including bradyarrhythmia, hypotension, syncope, and bronchospasm. Respiratory failure, congestive heart failure and, in diabetics, masked symptoms of hypoglycaemia reported rarely. Slight reduction in resting heart rate observed.

Rare effects reported are aphakic cystoid macular oedema, headache, dry mouth, anorexia, dyspepsia, nausea, dizziness, CNS effects, palpitation, and hypertension.

BASIC NHS COST

0.25% Ophthalmic Solution 'Timoptol', £5.18 per 5ml pack.
0.5% Ophthalmic Solution 'Timoptol', £5.82 per 5ml pack.

PRODUCT LICENCE NUMBERS

0.25% Ophthalmic Solution 'Timoptol', 0025/0134

0.5% Ophthalmic Solution 'Timoptol', 0025/0135.

Issued October 1983.

@ denotes registered trademark.

REFERENCES

1. Sponsel, W. E., *et al.*, *Brit. J. Ophthal.*, 1983, 67, 220.
2. Norell, S. E., *Amer. J. Ophthal.*, 1981, 92, 727.
3. MacKean, J. M., and Elkington, A. R., *Brit. J. Ophthal.*, 1983, 67, 46.
4. Reynolds, P. M., *Glaucoma*, 1982, 262.
5. Willcockson, J., and Willcockson, T., *Glaucoma*, 1982, 155.



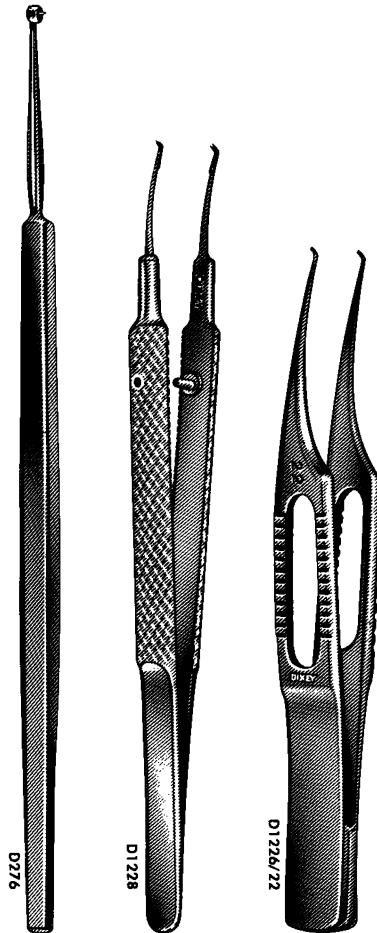
Merck Sharp & Dohme Limited
Hoddesdon, Hertfordshire, EN11 9BU



OPHTHALMIC
SERVICES

9-34 TOTTENHAM ROAD

DIXEY



D276 Govan's Depressor/Marker, Scleral

D1228 Birks Micro 'Colibri' Forceps

D1226/22 Beaked (Colibri) Micro Forceps:

DIXEY INSTRUMENTS LIMITED

Ophthalmic Instruments & Apparatus

19 Wigmore Street

London W1A 4DU England

Telephone: 01-580 1713 Telex: 268312

**ANNOUNCING A FIRST
IN THE TREATMENT OF GLAUCOMA**



Propine
dipivefrin HCl

**the prodrug that
breaks new ground
in penetration...**

THE PENETRATING TREATMENT FOR GLAUCOMA HAS ARRIVED...



For effective corneal penetration
and control of open angle glaucoma
with few side effects and a convenient
twice daily dosage...

• **NEW**
Propine
dipivefrin HCl


**All it took was hindsight
and a little vision**

Full prescribing information is available on request

Presentation: Sterile ophthalmic solution containing dipivefrin hydrochloride (0.1%). **Uses:** For the control of intraocular pressure in chronic open angle glaucoma or ocular hypertensive patients with anterior chamber open angles. **Dosage and Administration:** The usual dosage is one drop in the affected eye(s) every 12 hours. **Contra-Indications, Warnings, etc:** Use in pregnancy — the safety of the intensive or protracted use of dipivefrin during pregnancy has not been substantiated. **Contra-indications** — patients suffering from closed angle glaucoma. **Precautions** — dipivefrin should be used with caution in patients with narrow angles since dilation of the pupil may trigger an attack of angle closure glaucoma. Macular oedema is a rare occurrence with adrenaline use in aphakic patients. Prompt reversal generally follows discontinuance of the drug. Macular oedema with dipivefrin does present as a possibility in the aphakic patient. Adverse reactions: Rebound vasodilation and allergic blepharconjunctivitis are rarely observed following treatment with dipivefrin. Dipivefrin has been used successfully in patients who have demonstrated such intolerance to adrenaline. Adrenochrome deposits have been rarely observed following the use of dipivefrin. Very slight transitory stinging may occur upon instillation in some patients. **Pharmaceutical Precautions:** Store at a temperature of 4 - 23°C; however, it can be stored for up to 30°C for a short period of time (a few days). **Legal Category:** POM. **Package Quantities:** Supplied in plastic dropper bottles containing 10ml. Basic NHS Cost: (as at February 1984) £4.65. PL 0426/0090.



ALLERGAN
Allergan Limited,
Turnpike Road,
Cressex Industrial Estate,
High Wycombe,
Bucks. HP12 3NR





UNDER CONTROL...

with
Contr. Tip™

- You are in control with the new *Control-Tip™ Loop* design which may be used with the Osher/Fenzl insertion technique and instrument. You can easily manoeuvre the lens with this single hook instrument, through small pupils and in closed chambers.
- You are in control where shallow anterior chambers, positive vitreous pressures or patient movements may occur.

The new IOLAB *Control-Tip™ Loop* makes implantation easier . . . only one instrument and one hand are needed . . . A TIP FOR SUCCESS.



U.K., Ireland, Scandinavia & Middle East
110-112 High Street,
Maidenhead, Berkshire SL6 1QQ.
England.
Tel: (0628) 74811
Tlx: 849400 CODMANG

Germany, Austria & Switzerland
Am Hensel 38-40,
2000 Hamburg 63, Germany.
Tel: 040/5 38 00 00
Tlx: 213888 COD D

Italy, Spain, Portugal & Greece
Via Crescenzo 42,
00193 Rome, Italy.
Tel: 6548403
Tlx: 621062 CREGES 1

France & North Africa
c/o Critikon S.A.
"Le Pyramide"
80 Ave du General de Gaulle,
94009 Creteil L'Echat, France.
Tel: 339 30 06
Tlx. CRITIFR 230719F

Benelux
c/o Ortho Diagnostic Systems N.V.
Antwerpseweg 19-21,
B-2340 Beerse, Belgium.
Tel: 61 16 24
Tlx. 32540 JANFAR B

Healonid[®] facilitates eye surgery

(sodium hyaluronate)

Healonid – The High Molecular Weight, Viscoelastic, Noninflammatory Preparation of Sodium Hyaluronate

This is the site of action for Healonid – the preparation that revolutionized ophthalmic surgery. Chosen by thousands of surgeons, Healonid facilitates a wide variety of procedures including: extracapsular and intracapsular cataract extraction, primary and secondary intraocular lens implantation and corneal transplantation.

Here are the ways Healonid helps...

1. Maintains space – Due to its unique viscoelasticity, Healonid helps maintain a deep anterior chamber because it does not readily flow out of the open chamber or flood the trabecular meshwork.

2. Manoeuvres tissues – In the hands of the surgeon, Healonid can function like an instrument – helping to gently manoeuvre tissues into the desired position and restoring normal anatomical configuration.

3. Protects cells – Healonid coats sensitive cell layers and tissues (i.e., iris, corneal endothelium) and absorbs mechanical stress, thereby providing additional protective buffering for delicate tissues.

Clinical experience over the past three years and in over half a million surgical procedures has shown Healonid to be well tolerated and predictable in use. In its wide range of applications, the unique ability of Healonid to maintain space, manoeuvre tissues and protect cells has proven so beneficial that a new form of ophthalmic surgery has evolved – Viscosurgery.[™]



Protects cells³

Healonid[®] is Viscosurgery[™]

Healonid[®]

PRESCRIBING TABLE

PRESENTATION

Disposable 0.4ml syringes containing 1% Sodium Hyaluronate in aqueous buffer.

USES

Sodium hyaluronate is a visco-elastic polymer normally found in the aqueous and vitreous humour. HEALONID, which contains sodium hyaluronate is a highly viscous clear solution at rest, yet it will readily flow through a fine cannula or needle under pressure.

Introduction of HEALONID into the anterior or posterior chamber keeps tissues separated during the operative procedure and protects them from trauma from other tissues or instruments. The anterior chamber depth is maintained, vitreous bulge can be reduced, and the loss of irreplaceable endothelial cells which inevitably accompanies surgery can be greatly reduced.

INDICATIONS

Surgical procedures on the eye, including intraocular lens insertion, intra and extra capsular lens extraction, glaucoma surgery, corneal graft, surgery for accidental trauma, retinal detachment and vitreal replacement procedures.

DOSAGE AND ADMINISTRATION

The syringe is assembled and made ready for use according to the instruction sheet with each syringe. The indication for use will govern the timing and quantity of HEALONID used. See data sheet for Healonid Monograph.

PRECAUTIONS

The anterior chamber should not be over-filled with HEALONID, except in glaucoma surgery. At close of surgery some of the HEALONID should be removed by irrigation or aspiration. Intraocular pressure should be monitored during the post operative period and any excessive rises treated with appropriate therapy.

CONTRA-INDICATIONS, WARNINGS

There are no known contra-indications to HEALONID. Because the drug is extracted from avian tissues, despite rigorous purification procedures minute amounts of protein are present, and thus the remote possibility of idiosyncratic reactions remains.

ADVERSE REACTIONS

The drug is very well tolerated and the only untoward effect reported has been a transient rise in intraocular pressure in a few cases.

PHARMACEUTICAL PRECAUTIONS

Store at 2-8°C protected from light and freezing. Shelf life 3 years.

LEGAL CATEGORY POM.

PACKAGING QUANTITIES AND BASIC N.H.S. PRICE (6th April 1984) Disposable syringes containing 0.4ml £29.44 each.

FURTHER INFORMATION

HEALONID does not interfere with healing process. Its use may reduce incidence of synechiae and adhesions. Evidence from animal experiments indicates that HEALONID is no longer present in the anterior chamber six days after introduction. PRODUCT LICENCE NUMBER 0009/0045

SUPPLIED BY

Pharmacia Limited
Pharmacia Ophthalmics,
Pharmacia House
Midsummer Boulevard,
Milton Keynes.
MK9 3HP

Telephone: (0908) 661101

Further information is available on request to the company.



Maintains space¹

Manoeuvres tissues²



**Pharmacia
Ophthalmics**

Pharmacia Ltd
Pharmacia House
Midsummer Boulevard
Milton Keynes, MK9 3HP
Telephone (0908) 661101


RAYNER

with *crystal* clear optic

Pearce CapCil (Cap 11950)

- Vaulting achieves natural 10° angulation of loops and minimised lens contact. The vault provides ideal toric area.
- Loop shape designed for flexibility.
- Biocompatible capsular bag.
- Single sutured loop tips.
- Compressible polypropylene suspension system.
- 0.5 mm positioning holes.

plus Rayner quality



To order and for additional information contact:
Rayner Intraocular Lenses Limited
Wilbury Way, Hove, Sussex BN3 9LF, England

Tobrallex®*

Tobramycin 0.3% Ophthalmic Solution

Your Logical Choice for Ocular Infections

More ocular pathogens
are sensitive to
Tobrallex... than to
other ophthalmic
antibiotics.

- 95% effectiveness in a wide range of external ocular infections^{1, 2}
- bactericidal action with low potential for developing bacterial resistance
- well tolerated and highly comfortable for patients³
- few adverse reactions (less than 3%)⁴

Alcon

Alcon Laboratories (U.K.) Ltd.,
Imperial Way,
Watford,
Herts.

*International trademark **TOBREX**

Presentation: A sterile, colourless to very pale yellow ophthalmic solution containing Tobramycin BP 0.3% w/v, preserved with 0.01% Benzalkonium Chloride BP, packed in 5 ml Drop-Tainers. **Uses:** Tobramycin is an aminoglycoside antibiotic active against a wide variety of Gram-negative and Gram-positive ophthalmic pathogens. Tobrallex (tobramycin) Sterile Ophthalmic Solution is a bactericidal topical antibiotic indicated in the treatment of external bacterial conditions of the eye and its appendages. The spectrum of activity covers a wide range of Gram-positive organisms and many Gram-negative organisms. A significant bacterial population resistant to tobramycin has not yet been reported. However, there is the possibility that bacterial resistance may develop following prolonged use. **Dosage and Administration:** Adults and children: In mild to moderate cases, instill one or two drops into the affected eye every four hours. For severe infections, instill two drops into the eye hourly until there is an improvement and then reduce treatment, prior to discontinuation. **Contra-indications, warnings, etc. Contra-Indications:** Persons with known sensitivity to tobramycin or gentamicin. **Warnings:** Sensitivity may occur in some patients. If so, discontinue use. Transient irritation may occur with some susceptible patients. Tobrallex ophthalmic solution is not for injection. **Precautions:** As with other antibiotics, prolonged use may result in the overgrowth of non-susceptible organisms, including fungi. If super-infection occurs, appropriate therapy should be initiated. **Pharmaceutical Precautions:** Store at 8°C to 25°C. Do not freeze. Keep the container tightly closed and out of the reach of children. Discard contents one month after opening. Sterile until opened. **Legal Category:** POM **Package quantity:** 5 ml in Drop-Tainer dispensers. **Further information:** Tobrallex eye drops are contained in an unbreakable semi-rigid plastic dropper bottle with screw-on cap containing 5 ml of the preparation. **Product License No.:** 0649/0044 **Product License Holder:** Alcon Laboratories (U.K.) Ltd., Imperial Way, Watford, Herts. **References:** 1. Cagle, G.D. and Abshire, R.L.: "Quantitative Ocular Bacteriology: A Method for the Enumeration and Identification of Bacteria from the Skin Lash Margin and Conjunctiva." Investigative Ophthalmology and Visual Science 20:751-758 (June) 1981. 2. Data on file, Alcon Laboratories, Inc. 3. Smith, J.P.: Data on File, Alcon Laboratories, Inc. 4. Cagle, G. et al.: "Topical Tobramycin and Gentamicin Sulfate in the Treatment of Ocular Infections: Multicenter Study." Current Eye Research 1:523-534, 1982.

HAMBLIN

DISPENSING

London & Home Counties

LONDON, Central 106 Baker Street, W1M 1LA 01-935 5668 11b Hay Hill, Berkeley Square W1X 7LJ 01-493 0945 Draper House, 17 & 18 Elephant & Castle SE1 01-703 7121 Hamblin House, 1 Langham Place W1N 8HS 01-580 4343 & 3966	EDGWARE, Middx 118 Station Road 01-952 3926	ORPINGTON, Kent 280 High Street 0689 20848
47 Notting Hill Gate W11 3JS 01-727 0250	EXETER, Devon 5 South Street 0392 77698	PUTNEY, London SW15 2TX 151 Upper Richmond Road 01-788 4437
1a Old Bond Street W1X 3TD 01-493 5778/9	GOLDERS GREEN, London NW11 8EL 55 Golders Green Road 01-455 8418 & 4694	REDHILL, Surrey 8 High Street 0737 65600
19 Royal Exchange Buildings EC3V 3LP 01-626 5000	HAMPSTEAD, London NW3 6TE 26 Heath Street 01-435 6658	REIGATE, Surrey 25 Church Street 073 72 43577
52 Sloane Square SW1X 8AX 01-730 7900	HARLESDEN, London NW10 8SE 31 Craven Park Road 01-965 5455	RICHMOND, Surrey 7 Lichfield Terrace, Sheen Road 01-940 3515
28 Lower Marsh, Waterloo SE1 7RG 01-928 5343 & 5760	HARROW, Middx 30 College Road 01-427 4113 250 Imperial Drive, Rayners Lane 01-868 8922	RUISLIP, Middx 33 High Street 089 56 34234
7-9 Wigmore Street W1H 9LA 01-935 3615 & 4730	HATFIELD, Herts 7 The Arcade 070 72 62954	RUSTINGTON, West Sussex 8 Churchill Parade, The Street 090 62 6330
108 King Street, Hammersmith W6 0QP 01-741 3472	HEMEL HEMPSTEAD, Herts 59 High Street 0442 55723	SALISBURY, Wilts 1 High Street 0722 22005
545B High Road, Tottenham N17 6SB 01-808 4855	HIGH WYCOMBE, Bucks 37 Crendon Street 0494 27732 & 29543	SLOUGH, Berks 200 High Street 0753 21122 & 33873
BARKING, Essex 16 London Road 01-594 1919 & 3700	HOLLOWAY, London N7 6 Seven Sisters Road 01-607 2826	STAINES 47 High Street, Middlesex 0784 53113
BASILDON, Essex 1-3 East Walk 0268 20340	HORLEY, Surrey 16 High Street 029-34 2668	THORNTON HEATH, Surrey 87a High Street 01-684 1155
BECKENHAM, Kent 64 High Street 01-650 0033	HOUNSLOW, Middx 116 High Street 01-570 9955 & 2138	WANDSWORTH, London SW18 101 The Mall, Arndale Centre 01-874 2187
BOREHAM WOOD, Herts 181 Shenley Road 01-953 3120	IPSWICH, Suffolk 6 High Street 0473 56979 & 52607	WELLING, Kent 35 Bellegrove Road 01-303 8908
BOURNEMOUTH, Dorset 107 Old Christchurch Road 0202 22801	KINGSTON-ON-THAMES, Surrey King's Stone House, 14 High Street 01-546 5236 & 01-549 3700	WELWYN GARDEN CITY, Herts 36 Church Road 070 73 27130
BRISTOL, Avon 21a Queens Road 0272 23950	LETCHWORTH, Herts The Colonnade, Station Place 046-26 4687	WEMBLEY, Middx 6 Central Square 01-902 5051
BROMLEY, Kent 1 Broadway Buildings, Elmfield Road 01-460 5511 & 4066	MAIDENHEAD, Berks 4 Nicholson's Walk 0628 23088	WEST WICKHAM, Kent 115 Station Road 01-777 2211
CATFORD, London SE6 4AA 125 Rushey Green 01-697 4717	MARLOW, Bucks 93 High Street 06284 3052	WIMBLEDON, London SW19 15 The Broadway 01-946 5533
CROYDON, Surrey 7 Essex House, George Street 01-688 0555	MORDEN, Surrey 35 London Road 01-648 3161	WINDSOR, Berks 44 Thames Street 075 35 65556
EAST HAM, London E6 2HT 114 High Street North 01-472 3720		WORTHING, West Sussex Revenue Buildings, Chapel Road 0903 201856 6 Wallace Parade, Goring Road 0903 49177
EAST SHEEN, London SW14 8AH 210 Upper Richmond Road West 01-876 2462		

FOR SERVICE AND RELIABILITY

WIGMORES

OPTICIANS

North & Midlands

BURNLEY, Lancashire 24 Keirby Walk	0282 28490
BURY, Greater Manchester 15 Princess Parade	061-764 4495
CARLISLE, Cumbria 3 Devonshire Street	0228 25240
CHESTERFIELD, Derbyshire 2 Corporation Street	0246 32768
KINGS LYNN, Norfolk 7 New Conduit Street	0553 2210
LANCASTER 8 King Street	0524 32938
LEEDS, West Yorkshire 151 The Headrow	0532 454304 & 0532 457050
LEICESTER 8 Granby Street	0533 20058
MACCLESFIELD, Cheshire 24 Castle Street	0625 24035
MANCHESTER 4 King Street	061-834 6813
MIDDLESBROUGH, Cleveland 38 Dundas Street	0642 246144
NEWCASTLE-UPON-TYNE, Tyne & Wear 9 St. Mary's Place	0632 323406
SCARBOROUGH, North Yorkshire 46 Huntriss Row	0723 362008
SHEFFIELD, South Yorkshire 100 The Moor	0742 22693
SHIRLEY 170 Stratford Road, Solihull	021 744 2392
SPALDING, Lincolnshire 16 Bridge Street	0775 3479
SUNDERLAND 94 High Street West, Tyne & Wear	0783 674315
WHITEHAVEN, Cumbria 28 King Street, Cumbria	0946 3648
WIGAN, Greater Manchester 6 King Street	0942 43158
WILMSLOW, Cheshire 55 Alderley Road	0625 525858

Scotland

ABERDEEN, Grampian 472/474 Union Street	0224 582724	GLENROTHES, Fife 6 Lyon Way, Kingdom Centre	0592 758091
AIRDRIE, Strathclyde 1 Buchanan Street	023 64 52800	HAMILTON, Strathclyde 33 Regent Way	0698 281704
ARBROATH, Tayside 215 High Street	0241 73782	HAWICK, Borders 25 High Street	0450 72333
BERWICK UPON TWEED, Northumberland 7 Castlegate	0289-307 275	INVERNESS, Highland 21/23 Union Street	0463 239658
DUMFRIES 94/96 Friars Vennel	0387 52219	KIRKCALDY, Fife 83 High Street	0592 261078
DUNDEE, Tayside 92 Nethergate	0382 26987	LIVINGSTON, West Lothian 65 Almondvale Centre	0506 23557
DUNFERMLINE, Fife 12/14 Maygate	0383 722480	MUSSELBURGH, Lothian 47 Bridge Street	031-665 3377
EDINBURGH 13 Queensferry Street	031-225 6722 & 2117	PERTH, Tayside 143 South Street	0738 21338
GALASHIELS, Borders 51 Bank Street	0896 2728	ST. ANDREWS, Fife 7 Bell Street	0334 72437
GLASGOW, Strathclyde 133 Wellington Street	041-248 5402	STIRLING, Central 54/56 Barnton Street	0786 2864

**1323 COVENTRY ROAD
YARDLEY
BIRMINGHAM B25 8LP**
Telephone: 021-706 6133 (20 lines)
Telex: 339435

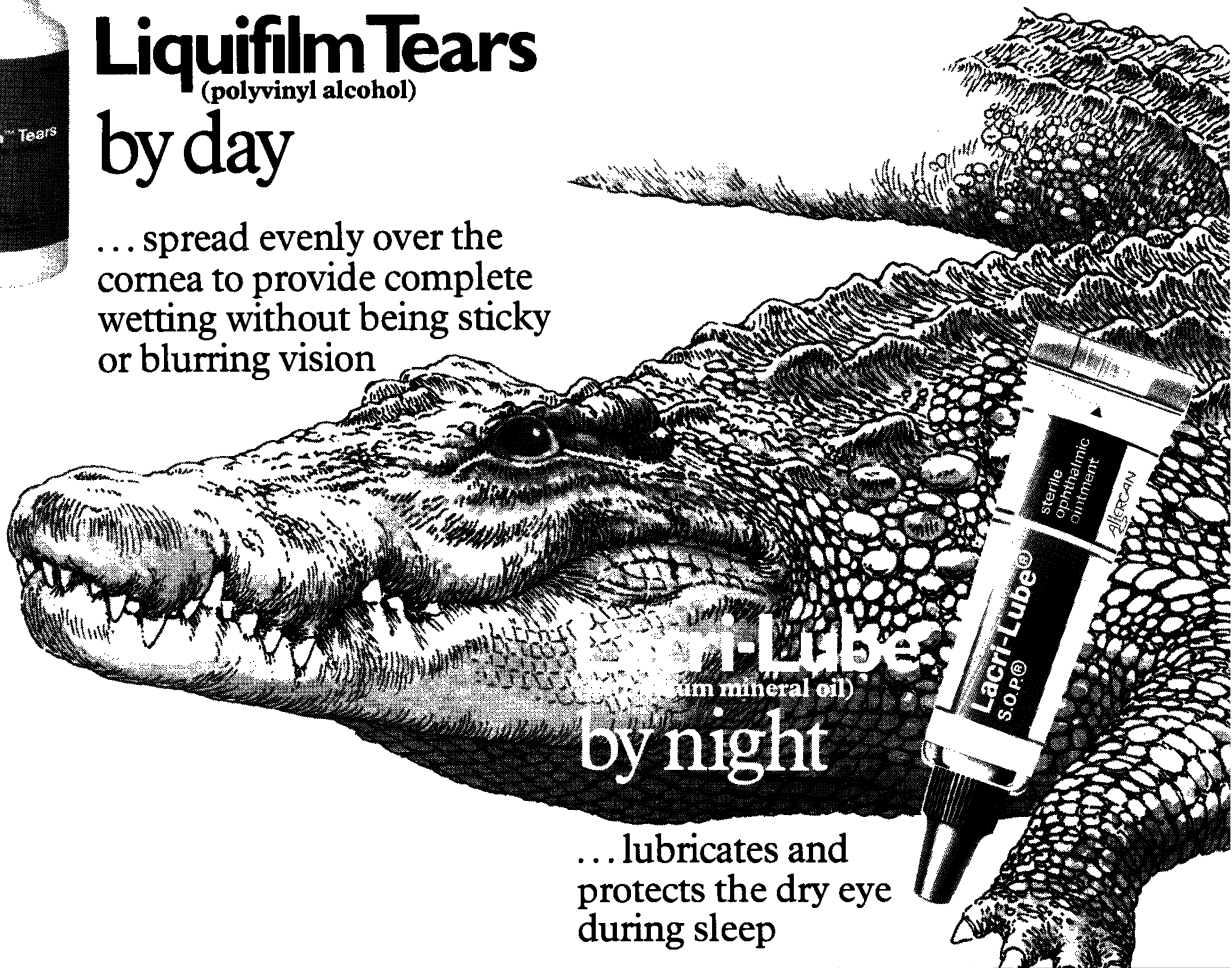


When real tears don't come easily..



Liquifilm Tears (polyvinyl alcohol) by day

... spread evenly over the cornea to provide complete wetting without being sticky or blurring vision



LACRI-LUBE (petrolatum mineral oil) by night

... lubricates and protects the dry eye during sleep

ALLERGAN
Allergan Limited

Turnpike Road, Cressex Industrial Estate, High Wycombe, Bucks. HP12 3NR.

Presentation: Clear, colourless to slightly straw coloured sterile, aqueous ophthalmic solution, containing polyvinyl alcohol 1.4%. *Uses:* For dry eyes, especially where natural mucus is absent, or deficient, also an ocular lubricant. *Dosage and administration:* 1 drop in the eye as needed, or as directed. *Contra-indications, warnings etc.:* Not for use with soft contact lenses. If irritation increases or persists, discontinue use. *Pharmaceutical precautions:* nil. *Legal category:* P. *Packaging quantities:* Liquifilm Tears is available in plastic dropper bottles containing 15ml. *Further information:* nil. Basic NHS cost (as at January 1984): £1.33. PL. 0426/0009. Further information is available on request.

LACRI-LUBE Presentation: Sterile, bland, non-medicated ointment for topical administration to humans, containing white petrolatum mineral oil, non-ionic lanolin derivatives with chlorobutanol 0.5% as a preservative. *Uses:* Useful as adjunctive therapy to lubricate and protect the eye in conditions characterised by exsiccative keratitis, decreased corneal sensitivity, recurrent corneal erosions, and keratitis sicca. *Dosage and Administration:* For topical administration. Pull lower lid down to form pocket. Apply small amount as needed. *Contra-indications, etc.:* No known contra-indications. *Pharmaceutical precautions:* Store away from heat. To avoid contamination during use, do not touch tip to any surface. *Legal Category:* P. *Package Quantities:* Available in 3.5g ophthalmic tubes. Basic NHS cost (as at January 1984): £1.76. PL. 0426/0041. Further information is available on request.

The Modified J-Loop posterior chamber lens from Cilco.



Cilco's SK20/21 lens is lathe cut from Perspex[®] CQ polymethylmethacrylate, the intraocular lens material providing a 30-year history of evaluation in the eye. All surfaces, even the tips of the Prolene[™] loops, are polished to absolute smoothness by proprietary procedures. The scanning electron micrographs shown here demonstrate just how smooth the Cilco lens edge and loop tips are. Please contact your Cilco office for additional information or videotape on implantation.



Scanning electron micrographs taken by Alan F. Pooley, Ph.D., Peabody Museum, Yale University.

CILCO

U.K., Ireland and Scandinavia: CILCO, Inc., 3 Waterdene House, Water Lane, Leighton Buzzard, Bedfordshire LU77AW, England • Telephone: (0525) 381122. U.S.A.: CILCO, Inc. 1616 13th Avenue, Box 1680, Hooington, WV 25717 • Telephone: 304 697-4422. Australia • Canada • Europe, Middle East and Africa • Japan and Korea • Latin America • W. Germany.

A SIGHT FOR SORE EYES



FML fluorometholone


The effective ocular steroid
with considerably less risk of
increasing intraocular
pressure¹ when compared
with other steroids^{2,3,4,5}.

ALLERGAN

Allergan Limited Tumpike Road
Cressex Industrial Estate High Wycombe
Bucks HP12 3NR



Presentation White microfine sterile ophthalmic suspension containing fluorometholone (0.1%). **Uses** Topical ophthalmic suspension for steroid responsive inflammation of the palpebral and bulbar conjunctiva, cornea and anterior segment of the globe. **Dosage and administration** 1 to 2 drops instilled into the conjunctival sac two to four times daily. During the initial 24 to 48 hours the dosage may be safely increased to 2 drops every hour. Care should be taken not to discontinue therapy prematurely. **Contra-indications, warnings, etc.** **Contra-indications:** Acute superficial Herpes simplex keratitis. Fungal diseases of ocular structures. Vaccinia, varicella and most other viral diseases of the cornea and conjunctiva. Tuberculosis of the eye. Hypersensitivity to the constituents of this medication. **Warnings:** Steroid medication in the treatment of Herpes simplex keratitis involving the stroma requires great caution. Frequent slit lamp microscopy is mandatory. Prolonged use may result in glaucoma, damage to the optic nerve, defects in visual acuity and fields of vision, posterior subcapsular cataract formation, or may aid in the establishment of secondary ocular infections from fungi or viruses liberated from ocular tissue. In these diseases causing thinning of the cornea or sclera, perforation has been known to occur with use of topical steroids. Safety and effectiveness have not been demonstrated in children of the age group two years or below. This preparation contains benzalkonium chloride and should be used with caution in association with hydrophilic contact lenses. **Use in pregnancy:** Safety of the use of topical steroids during pregnancy has not been established. **Precautions:** As fungal infections of the cornea are particularly prone to develop even distantly with long term local steroid applications, fungus invasion must be suspected in any persistent corneal ulcerations where a steroid has been used for or in use. Intra ocular pressure should be checked frequently. **Adverse reactions:** Glaucoma with optic nerve damage, visual acuity or field defects, posterior subcapsular cataract formation, secondary ocular infection from pathogens liberated from ocular tissues, perforation of the globe. Local side effects of steroid therapy, i.e. skin atrophy, striae and telangiectasia, are especially likely to affect facial skin. **Pharmaceutical precautions** Protect from freezing. **Legal category** POM. **Package quantities:** Supplied in plastic dropper bottles of 5 ml and 10 ml. Basic NIB code on 5 ml and 10 ml: 22 57. P1 0420x028. Full prescribing information is available on request. **References** 1. Castroveni R. Proceedings of 79th Ann Meeting Am Acad Ophthalmol Otolaryngol (1974) October 2. Fairbairn, W.D., Thorson, J.C. Arch Ophthalmol (1971) 86, 138-141. 3. Kitazawa, Y. Am J Ophthalmol (1976) 82, 3, 492-495. 4. Stewart, R.H., Kimbrough, R.L. Arch Ophthalmol (1979) 97, 2139-2140. 5. Mandel, J.S. et al. Arch Ophthalmol (1980) 98, 1577-1578.



707 series

LASERIDGE™



Laseridge™ optic designed and developed in cooperation with Kenneth J. Hoffer M.D. F.A.C.S.

U.K., Ireland & Scandinavia
110-112 High Street,
Maidenhead, Berkshire SL6 1QQ
England.
Tel: (0628) 74811
Tlx. 849400 CODMAN G

Germany, Austria & Switzerland
Am Hehsel 38-40,
2000 Hamburg 63, Germany.
Tel: 040/5 38 00 00
Tlx: 213888 COD D

Italy
Via Crescenzo 42,
00193 Rome, Italy
Tel: 6548403
Tlx: 621062 CREGES I

France & North Africa
c/o Critikon S.A.
"Le Pyramide"
80 Ave du General de Gaulle,
94009 Creteil L'Echat, France.
Tel: 339 30 06
Tlx. CRITIFR 230719F

Benelux
c/o Ortho Diagnostic Systems N.V.
Antwerpseweg 19-21,
B-2340 Beerse, Belgium.
Tel: 61 16 24
Tlx. 32540 JANFARB



Smith & Nephew Fellowship in Ophthalmology 1985

Applications are invited for the 1985 Smith & Nephew Fellowship in Ophthalmology, tenable for one year to undertake research into the physiology of retinal circulation at Moorfields Eye Hospital and the Research Department of Ophthalmology, Royal College of Surgeons. The work will be orientated towards diabetic retinopathy and there will be opportunity to gain clinical experience in the management of retinal vascular disease.

It is expected that candidates will have one to two years whole time experience of ophthalmology; possession of the primary FRCS or DO would be an advantage.

Each award will be to the value of £15,000.

Application forms and further details from
The Secretary to the Trustees.



Smith & Nephew Foundation
Temple Place, Victoria Embankment, London WC2R 3BP
Closing date for entry September 28, 1984.

This Publication is available in Microform.



University Microfilms International

Please send additional information

for _____
(name of publication)

Name _____

Institution _____

Street _____

City _____

State _____ Zip _____

300 North Zeeb Road
Dept. P.R.
Ann Arbor, Mi. 48106

Candidates are invited to apply for teaching positions in the Department of Ophthalmology, Faculty of Medicine, National University of Malaysia.

1. Lecturers

Candidates must possess diploma of FRCS, FRACS or FRACO in Ophthalmology and preferably have at least 2-3 years post fellowship experience. Lecturers will be involved in service, teaching of undergraduates and post-graduates and research.


Salary plus allowances: M\$ 1725-3500

Contract: Minimum 2 years (renewable)

For further information and application forms please write to:

Registrar, National University of Malaysia,
Bangi, Selangor, Malaysia.

(Att. Personnel section)



DISCOUNTS AVAILABLE ON A WIDE RANGE OF EQUIPMENT INCLUDING:
SLIT LAMPS (DRUM, ZOOM, PHOTO)
FUNDUS/ENDOTHELIAL CAMERAS
KERATOMETERS
FOCIMETERS
TRIAL LENSES
INSTRUMENT UNITS, ETC.

carleton optical

73 NEW BOND ST. LONDON W.1.

Tel: 01-408 2121

AGENTS FOR NIKON, ZEISS JENA

UNIVERSITY OF LONDON

INSTITUTE OF OPHTHALMOLOGY

Associated with MOORFIELDS EYE HOSPITAL

The following General and Special Courses have been planned:

1984

4th-8th June

13th-15th June*

13th June - 30th November

14th-17th August*

3rd-21st September

8th-10th October*

22nd-26th October*

13th & 14th November†

19th-23rd November†

3rd-5th December*

1985

21st-25th January*

4th-22nd February

18th-22nd March

Orthoptic Course	£125
Course on the Treatment of Macular Disease	£120
Annual Course in Community Eye Health	£2,750
Microsurgery Course	£300
Final FRCS Refresher Course	£300
Lasers in Ophthalmology	£150
Advanced Topic Teaching in Hospital Contact Lens Practice	£180
Clinical Occupational Medicine Course	
General Practitioners Course	
Eyelid, Lacrimal and Orbital Course	£150
Paediatric Ophthalmology Course	£150
Final FRCS Refresher Course	£300
Basic Contact Lens Practice Course	£150

* These courses are at an advanced level and are open to Consultant Ophthalmologists, Senior Registrars and others of equivalent experience.

† Details are obtainable from the British Postgraduate Medical Federation, 33 Millman Street, London WC1N 3EJ.

Applications for all other courses should be made to the

Dean's Office, Institute of Ophthalmology, 17-25 Cayton Street, London EC1V 9AT

Published by British Medical Association, Tavistock Square, London WC1H 9JR.

Typesetting by Bedford Typesetters Ltd., Bedford, England. Printed by Paramount Printing Co. Ltd., Hong Kong