

Cover image: Taken from Zhao Y, *et al*. Clinical features of demyelinating optic neuritis with seropositive myelin oligodendrocyte glycoprotein antibody in Chinese patients. See page 1375.

**Editors-in-Chief**

Keith Barton (UK)  
Jost Jonas (Germany)  
James Chodosh (USA)

**Editorial Office**

BMJ Publishing Group Ltd,  
BMA House, Tavistock Square,  
London WC1H 9JR, UK  
T: +44 (0)20 7111 1105  
E: [bjophth.com](mailto:bjophth.com)  
Twitter: @BJOphthalmology

ISSN: 0007-1161 (print)  
ISSN: 1468-2079 (online)

**Impact factor: 3.384**

**Disclaimer:** British Journal of Ophthalmology is owned and published by BMJ Publishing Group Ltd, a wholly owned subsidiary of the British Medical Association. The owner grants editorial freedom to the Editor of British Journal of Ophthalmology.

British Journal of Ophthalmology follows guidelines on editorial independence produced by the World Association of Medical Editors and the code on good publication practice of the Committee on Publication Ethics.

British Journal of Ophthalmology is intended for medical professionals and is provided without warranty, express or implied. Statements in the journal are the responsibility of their authors and advertisers and not authors' institutions, the BMJ Publishing Group Ltd or the BMA unless otherwise specified or determined by law. Acceptance of advertising does not imply endorsement.

To the fullest extent permitted by law, the BMJ Publishing Group Ltd shall not be liable for any loss, injury or damage resulting from the use of British Journal of Ophthalmology or any information in it whether based on contract, tort or otherwise. Readers are advised to verify any information they choose to rely on.

**Copyright:** © 2018 BMJ Publishing Group Ltd. All rights reserved; no part of this publication may be reproduced, stored in a retrieval system or transmitted in any form or by any means, electronic, mechanical, photocopying, recording or otherwise with out the prior permission of British Journal of Ophthalmology.

British Journal of Ophthalmology is published by BMJ Publishing Group Ltd, typeset by Exeter Premedia Services Private Limited, Chennai, India and printed in the UK on acid-free paper.

British Journal of Ophthalmology (ISSN 0007-1161) is published monthly by BMJ Publishing Group and is distributed in the USA by Air Business Ltd. Periodicals postage paid at Jamaica NY 11431  
POSTMASTER: send address changes to British Journal of Ophthalmology, Air Business Ltd, c/o Worldnet Shipping Inc., 156-15, 146th Avenue, 2nd Floor, Jamaica, NY 11434, USA.

**Editorial**

**1315** Minimally invasive glaucoma surgery – coming of age  
*C C A Sng, K Barton*

**Innovations**

**1317** Suture snare technique for scleral fixation of intraocular lenses and capsular tension devices  
*S-P Chee, N S-W Chan*

**Global issues**

**1320** Prevalence of refractive errors in Colombia: MIOPUR study  
*V Galvis, A Tello, J Otero, A A Serrano, L M Gómez, P A Camacho, J P López-Jaramillo*

**1324** Strengthening the links between mapping, planning and global engagement for disease elimination: lessons learnt from trachoma  
*P Courtright, L A Rotondo, C MacArthur, I Jones, A Weaver, B K Negash, N Olobio, K Binnawi, S Bush, M Abdala, D Haddad, A Bonfield, P Emerson, V Sarah, A W Solomon*

**Reviews**

**1328** Surgical adhesives in ophthalmology: history and current trends  
*S Guhan, S-L Peng, H Janbatian, S Saadeh, S Greenstein, F Al Bahrani, A Fadlallah, T-C Yeh, S A Melki*

**1336** Association of antenatal steroid and risk of retinopathy of prematurity: a systematic review and meta-analysis  
*C-L Yim, M Tam, H-L Chan, S-M Tang, S C L Au, W W K Yip, S T C Ko, S S Rong, L J Chen, D S-C Ng, J C S Yam*

**1342** What have we learned about exfoliation syndrome since its discovery by John Lindberg 100 years ago?  
*S Nazarali, F Damji, K F Damji*

**Clinical science**

**1351** Effect of intravitreal triamcinolone acetonide injection at the end of vitrectomy for vitreous haemorrhage related to proliferative diabetic retinopathy  
*Y Takamura, M Shimura, T Katome, H Someya, M Sugimoto, T Hirano, T Sakamoto, M Gozawa, T Matsumura, M Inatani, for the writing committee of Japan-Clinical Retina Research Team (J-CREST)*

**1358** Report on the incidence of squamous cell carcinomas affecting the eyelids in England over a 15-year period (2000–2014)  
*J Wawrzynski, I Tudge, E Fitzgerald, R Collin, P Desai, K Emeriewen, G M Saleh*

**1362** Characteristic optical coherence tomography findings in patients with primary vitreoretinal lymphoma: a novel aid to early diagnosis  
*R J Barry, A Tasiopoulou, P I Murray, P J Patel, M S Sagoo, A K Denniston, P A Keane*

**1367** Visual outcomes after chemotherapy for optic pathway glioma in children with and without neurofibromatosis type 1: results of the International Society of Paediatric Oncology (SIOP) Low-Grade Glioma 2004 trial UK cohort  
*K Falzon, E Drimtzias, S Picton, I Simmons*

**1372** Clinical features of demyelinating optic neuritis with seropositive myelin oligodendrocyte glycoprotein antibody in Chinese patients  
*Y Zhao, S Tan, T C Y Chan, Q Xu, J Zhao, D Teng, H Fu, S Wei*

**MORE CONTENTS** ▶



This article has been chosen by the Editor to be of special interest or importance and is freely available online.





This article has been made freely available online under the BMJ Journals open access scheme. See <http://authors.bmj.com/open-access>




This journal is a member of and subscribes to the principles of the Committee on Publication Ethics  
[www.publicationethics.org.uk](http://www.publicationethics.org.uk)



- 1378** Novel mutation in the choroideremia gene and multi-Mendelian phenotypes in Spanish families  
*M de Castro-Miró, R Tonda, G Marfany, R P Casaroli-Marano, R González-Duarte*
- 1387** Two-year outcomes of intravitreal ziv-aflibercept  
*A M Mansour, M Ashraf, A Charbaji, M H Younis, A A Souka, A Dogra, H A Mansour, J Chhablani, On behalf of Ziv-aflibercept study group investigators*
- 1391** Implementation of medical retina virtual clinics in a tertiary eye care referral centre  
*K Kortuem, K Fasler, A Charnley, H Khambati, S Fasolo, M Katz, K Balaskas, R Rajendram, R Hamilton, P A Keane, D A Sim*
- 1396** SITA-Standard perimetry has better performance than FDT2 matrix perimetry for detecting glaucomatous progression  
*M Wall, C A Johnson, K D Zamba*
- 1402** Inter-relationship between ocular perfusion pressure, blood pressure, intraocular pressure profiles and primary open-angle glaucoma: the Singapore Epidemiology of Eye Diseases study  
*Y-C Tham, S-H Lim, P Gupta, T Aung, T Y Wong, C-Y Cheng*
- 1407**  Impact of varying the definition of myopia on estimates of prevalence and associations with risk factors: time for an approach that serves research, practice and policy  
*P M Cumberland, V Bountziouka, J S Rahi*
- 1413**  Binocular stereo acuity affects monocular three-dimensional shape perception in patients with strabismus  
*H Sawamura, C R Gillebert, J T Todd, G A Orban*
- 1419** Population-based assessment of visual acuity outcomes following cataract surgery in Australia: the National Eye Health Survey  
*S Keel, J Xie, J Foreman, H R Taylor, M Dirani*
- 1425** Quarter-Descemet membrane endothelial keratoplasty (Quarter-DMEK) for Fuchs endothelial corneal dystrophy: 6 months clinical outcome  
*V Zygora, L Baydoun, L Ham, V J A Bourgonje, K van Dijke, J T Lie, I Dapena, S Oellerich, G R J Melles*
- 1431** *Acanthamoeba* keratitis in 194 patients: risk factors for bad outcomes and severe inflammatory complications  
*N Carni, D Robaei, D C Minassian, J K G Dart*
- 1436** Prevalence of keratoconus in paediatric patients in Riyadh, Saudi Arabia  
*E A Torres Netto, W M Al-Otaibi, N L Hafezi, S Kling, H M Al-Farhan, J B Randleman, F Hafezi*
- 1443** Corneal endothelial alterations in alcohol dependence syndrome  
*A Sati, P Moullick, S Shankar, K Chatterjee, A K Dwivedi, J Vazirani*
- 1448** Corneal staining patterns in vernal keratoconjunctivitis: the new VKC-CLEK scoring scale  
*A Leonardi, D Lazzarini, A L G Valerio, T Scalora, I Fregona*
- 1454** Comparison of immunoblotting (IgA and IgG) and the Goldmann-Witmer coefficient for diagnosis of ocular toxoplasmosis in immunocompetent patients  
*T Mathis, S Beccat, P Sève, F Peyron, M Wallon, L Kodjikian*

### Laboratory science

- 1460**  Targeted therapy for the post-operative conjunctiva: SPARC silencing reduces collagen deposition  
 *L F Seet, Y F Tan, L Z Toh, S WL Chu, Y S Lee, S S Venkatraman, T T Wong*