

Front cover image taken from page 1556, figure 2 of Huryn LA, *et al.* Novel ophthalmic findings and deep phenotyping in Williams-Beuren syndrome. Figure 2 shows common and novel ocular features observed in Williams-Beuren syndrome (WBS) patients.

**Editors-in-Chief**

Frank Larkin (UK)

**Deputy Editors**

Ludwig Heindl (Germany)  
Mingguang He (Hong Kong)

**Editorial Office**

BMJ Publishing Group Ltd,  
BMA House, Tavistock Square,  
London WC1H 9JR, UK  
T: +44 (0)20 7111 1105  
E: [bjournal@bmj.com](mailto:bjournal@bmj.com)  
Twitter: @BJOphthalmology

ISSN: 0007-1161 (print)  
ISSN: 1468-2079 (online)

**Impact factor: 4.1**

**Disclaimer:** The Editor of *British Journal of Ophthalmology* has been granted editorial freedom and *British Journal of Ophthalmology* is published in accordance with editorial guidelines issued by the World Association of Medical Editors and the Committee on Publication Ethics. *British Journal of Ophthalmology* is primarily intended for healthcare professionals and its content is for information only. The Journal is published without any guarantee as to its accuracy or completeness and any representations or warranties are expressly excluded to the fullest extent permitted by law. Readers are advised to independently verify any information on which they choose to rely. Acceptance of advertising by *British Journal of Ophthalmology* does not imply endorsement. BMJ Publishing Group Limited shall not be liable for any loss, injury or damage howsoever arising from *British Journal of Ophthalmology* (except for liability which cannot be legally excluded).

**Copyright:** © 2023 BMJ Publishing Group Ltd. All rights reserved; no part of this publication may be reproduced in any form without permission.

British Journal of Ophthalmology is published by BMJ Publishing Group Ltd, typeset by Exeter Premedia Services Private Limited, Chennai, India and printed in the UK on acid-free paper.

*British Journal of Ophthalmology* ISSN 0007-1161 (USPS 2159) is published monthly by BMJ Publishing Group Ltd, BMA House, Tavistock Square, WC1H 9JR London. Airfreight and mailing in the USA by agent named World Container Inc. 150-15, 183rd Street, Jamaica, NY 11413, USA. Periodicals postage paid at Brooklyn, NY 11256. US Postmaster: Send address changes to *British Journal of Ophthalmology*, World Container Inc, 150-15, 183rd Street, Jamaica, NY 11413, USA. Subscription records are maintained at BMA House, Tavistock Square WC1H 9JR London. Air Business Ltd is acting as our mailing agent.

**Review**

**1403** Inherited causes of combined vision and hearing loss: clinical features and molecular genetics

T A C de Guimaraes, E Arram, A F Shakarchi, M Georgiou, M Michaelides

**Clinical science**

**1415** Extending the utility of anterior corneal buttons through refrigeration and glycerol cryopreservation: utility rate and outcome analysis

H-Y Liu, H S Chu, W-L Chen, I-J Wang, F-R Hu

**1419** Clinical course and treatment of archipelago keratitis: a *Herpesviridae* keratitis subtype

D Guindolet, A Gemahling, A Rousseau, P Nguyen Kim, G Azar, G C Martin, I Cochereau, M Labetoulle, E E Gabison

**1425** Effect of eyelid muscle action and rubbing on telemetrically obtained intraocular pressure in patients with glaucoma with an IOP sensor implant

J J O N van den Bosch, V Pennisi, K Mansouri, R N Weinreb, H Thieme, M B Hoffmann, L Choriz

**1432** Neurofilament light chain: a new marker for neuronal decay in the anterior chamber fluid of patients with glaucoma

N Woltsche, K Valentin, L Hoeflechner, A Guttman, J Horwath-Winter, M R Schneider, D Ivastinovic, M Lindner, L Schmetterer, N Singh, R Riedl, A Buchmann, M Khalil, E Lindner

**1438** Parapapillary choroidal microvascular density in acute primary angle-closure and primary open-angle glaucoma: an optical coherence tomography angiography study

Y Suwan, M Aghsaei Fard, N Vilainerun, P Petpiroon, A Tantraworasin, C Teekhasaenee, R Rich, R Kafieh, S Hojati, W Supakontanasan

**1444** Factors associated with choroidal microvascular dropout change

E Micheletti, S Moghimi, T Nishida, N El-Nimri, G Mahmoudinedzah, A Kamalipour, V Mohammadzadeh, L M Zangwill, R N Weinreb

**1452** Cost-effectiveness of primary surgical versus primary medical management in the treatment of patients presenting with advanced glaucoma

A Kernohan, T Homer, H Shabaninejad, A J King, J Hudson, G Fernie, A Azuara-Blanco, J Burr, J M Sparrow, D Garway-Heath, K Barton, J Norrie, G MacLennan, L Vale

**1458** Glaucoma in rural China (the Rural Epidemiology for Glaucoma in China (REG-China)): a national cross-sectional study

Y Liu, B Yao, X Chen, X Yang, Y Liu, Z Xie, X Chen, Z Yuan, X Wang, D Hu, X Ma, W Gao, R Wang, Y Yang, S Chen, J Zhang, Z Song, J Wang, J Wang, J Pei, W Wang, M Wang, J Gao, H Zhang, L Tan, W Du, X Pan, G Liu, X Du, X Hou, X Gao, Z Zhang, Z Shen, C Wu, X Yan, S Bo, X Sun, N Tang, C Zhang, H Yan

**1467** Importance of subfoveal fluid height on visual outcome in macula-off retinal detachments

C Baumann, A Almarzooqi, N Johannigmann-Malek, M Maier, S Kaye

**1472** Increased incidence of endophthalmitis after vitrectomy relative to face mask wearing during COVID-19 pandemic

T Sakamoto, H Terasaki, T Yamashita, H Shiitara, R Funatsu, A Uemura, The Japanese Retina and Vitreous Society

**1478** Ongoing retinal degeneration despite intravitreal enzyme replacement therapy with cerliponase alfa in late-infantile neuronal ceroid lipofuscinosis type 2 (CLN2 disease)

S Dulz, C Schwering, J Wildner, C Spartalis, F Schuettauf, U Bartsch, E Wibbeler, M Nickel, M S Spitzer, Y Atiskova, A Schulz

**MORE CONTENTS ▶**



This article has been chosen by the Editor to be of special interest or importance and is freely available online.



This article has been made freely available online under the BMJ Journals open access scheme. See <http://authors.bmj.com/open-access>









This journal is a member of and subscribes to the principles of the Committee on Publication Ethics

[www.publicationethics.org](http://www.publicationethics.org)



When you have finished with this magazine please recycle it.

- 1484** Prediction of visual impairment in retinitis pigmentosa using deep learning and multimodal fundus images  
 OPEN ACCESS  
*T Y A Liu, C Ling, L Hahn, C K Jones, C J F Boon, M S Singh*
- 1490** Nationwide trends in emergency department utilisation for acute retinal ischaemia in the USA, 2011–2018  
*A G Hamedani, L B De Lott, A W Willis*
- 1496** Multimodal imaging analysis for the impact of retinal peripheral lesions on central neurovascular structure and retinal function in type 2 diabetes with diabetic retinopathy  
*X Zhuang, R Chen, A Liang, J Yao, Z Wang, Y Chen, K Zheng, P Lu, L Zhang, D Cao*
- 1502** Safety and effectiveness of the fluocinolone acetonide intravitreal implant (ILUVIEN): 3-year results from the European IRISS registry study  
 OPEN ACCESS  
*R Khoramnia, T Peto, F Koch, S R Taylor, J P Castro de Sousa, L Hill, C Bailey, U Chakravarthy, On behalf of the ILUVIEN Registry Safety Study (IRISS) Investigators Group*
- 1509** Incidence, progression and regression of diabetic retinopathy in a northeastern Chinese population  
 EDITOR'S CHOICE  
*Z Lin, L Wen, Y Wang, D Li, G Zhai, N Moonasar, F Wang, Y Liang*
- 1516** Deep learning model to identify homonymous defects on automated perimetry  
*A H Tan, L Donaldson, L Moolla, A Pereira, E Margolin*
- 1522** Nalbuphine as analgesic in preschool children undergoing ophthalmic surgery and the occurrence of emergence delirium  
*N Leister, U Trieschmann, S Yüçetepe, C Ulrichs, N Muenke, S Wendt, C Menzel, L M Heindl*
- 1526** Comparison of biometric and refractive changes in intermittent exotropia with and without overminus lens therapy  
*J B Ale Magar, S P Shah, S Dai*
- 1532** Role of corneal radius of curvature in early identification of fundus tessellation in children with low myopia  
 OPEN ACCESS  
*W Gong, T Cheng, J Wang, B Zhang, J Chen, J Zhu, H Zou, K Liu, X He, X Xu*
- 1538** Oral administration of caffeine metabolite 7-methylxanthine is associated with slowed myopia progression in Danish children  
*K Trier, D Cui, S Ribel-Madsen, J Guggenheim*
- 1545** Genetic and clinical landscape of *ARR3*-associated MYP26: the most common cause of Mendelian early-onset high myopia with a unique inheritance  
 OPEN ACCESS  
*Y Wang, X Xiao, X Li, Z Yi, Y Jiang, F Zhang, L Zhou, S Li, X Jia, W Sun, P Wang, Q Zhang*
- 1554** Novel ophthalmic findings and deep phenotyping in Williams-Beuren syndrome  
 OPEN ACCESS  
*L A Huryn, T Flaherty, R Nolen, L Prasov, W M Zein, C A Cukras, S Osgood, N Raja, M D Levin, S Vitale, B P Brooks, R B Hufnagel, B A Kozel*
- 1560** Predicting the risk of distant and local recurrence for patients with ocular adnexal extranodal marginal zone lymphoma: a matched case-control study  
*J Shi, T Zhu, M Zhou, X Zhou, X Song, Y Wang, R Jia, Z Yu, Y Zhou, X Fan*
- 1567** Hand grip strength and ocular associations: the Ural Eye and Medical Study  
*M M Bikbov, R M Zainullin, T R Gilmanshin, E M Iakupova, G M Kazakbaeva, S Panda-Jonas, A M Tuliakova, A A Fakhretdinova, L I Gilemzianova, J B Jonas*

---

### Laboratory science

- 1575** Urocortin-positive nerve fibres and cells are present in the human choroid  
*A Kaser-Eichberger, C Platzl, H Wolfmeier, A Trost, A Horn, M Barnerssoi, C Strohmaier, F Schroedl*