

Front cover image taken from page 308, figure 3 of Nij Bijvank J, *et al.* Clinical review of retinopathy. Figure 3 shows optical coherence tomography and MRI from an individual with myelin oligodendrocyte glycoprotein optic neuritis.

Editors-in-Chief

Frank Larkin (UK)

Deputy EditorsLudwig Heindl (Germany)
Mingguang He (Australia)**Editorial Office**BMJ Publishing Group Ltd,
BMA House, Tavistock Square,
London WC1H 9JR, UK
T: +44 (0)20 7111 1105E: bjopub@bmj.com

Twitter: @BJOphthalmology

ISSN: 0007-1161 (print)

ISSN: 1468-2079 (online)

Impact factor: 5.907

Disclaimer: The Editor of *British Journal of Ophthalmology* has been granted editorial freedom and *British Journal of Ophthalmology* is published in accordance with editorial guidelines issued by the World Association of Medical Editors and the Committee on Publication Ethics. *British Journal of Ophthalmology* is primarily intended for healthcare professionals and its content is for information only. The Journal is published without any guarantee as to its accuracy or completeness and any representations or warranties are expressly excluded to the fullest extent permitted by law. Readers are advised to independently verify any information on which they choose to rely. Acceptance of advertising by *British Journal of Ophthalmology* does not imply endorsement. BMJ Publishing Group Limited shall not be liable for any loss, injury or damage howsoever arising from *British Journal of Ophthalmology* (except for liability which cannot be legally excluded).

Copyright: © 2023 BMJ Publishing Group Ltd. All rights reserved; no part of this publication may be reproduced in any form without permission.

British Journal of Ophthalmology is published by BMJ Publishing Group Ltd, typeset by Ex-eter Premedia Services Private Limited, Chennai, India and printed in the UK on acid-free paper.

British Journal of Ophthalmology ISSN 0007-1161 (USPS 2159) is published monthly by BMJ Publishing Group Ltd, BMA House, Tavistock Square, WC1H 9JR London. Airfreight and mailing in the USA by agent named World Container Inc. 150-15, 183rd Street, Jamaica, NY 11413, USA. Periodicals postage paid at Brooklyn, NY 11256. US Postmaster: Send address changes to *British Journal of Ophthalmology*, World Container Inc, 150-15, 183rd Street, Jamaica, NY 11413, USA. Subscription records are maintained at BMA House, Tavistock Square WC1H 9JR London. Air Business Ltd is acting as our mailing agent.

Brief communication

- 299** Subretinal deposits in young patients treated with voretigene neparvovec-rzyl for RPE65-mediated retinal dystrophy
J Lopez, M Borchert, T C Lee, A Nagiel

Short report

- 302** Novel preloaded monocalicular silicone stent for nasolacrimal duct intubation
S Zwingelberg, S Li, A Doulis, M Simon, P A Wawer Matos, A C Rokohl, L M Heindl

Reviews

- 304** Clinical review of retinopathy
J Nij Bijvank, L Maillette de Buy Wenniger, P de Graaf, A Petzold
- 313** Intravitreal anti-vascular endothelial growth factor in diabetic macular oedema: scoping review of clinical practice guidelines recommendations
M Vargas-Peirano, C Verdejo, L Vergara-Merino, C Loézar, M Hoehmann, J Pérez-Bracchiglione

Clinical science

- 320** Immune checkpoint inhibitors for treatment of periorbital squamous cell carcinoma
J A Goldfarb, R Ferrarotto, N Gross, R Goepfert, J M Debnam, B Gunn, P Nagarajan, B Esmaeli
- 324** Intraepithelial growth pattern for eyelid sebaceous carcinoma: a cohort of 214 patients from a single institution
C Zhou, P Chai, W Xia, J Li, R Jia, X Fan
- 331** Differences in characteristics, aetiologies, isolated pathogens, and the efficacy of antibiotics in adult patients with preseptal cellulitis and orbital cellulitis between 2000–2009 and 2010–2019
E-J Shih, J-K Chen, P-J Tsai, Y-S Bee
- 337** Time trends and heterogeneity in the disease burden of trachoma, 1990–2019: a global analysis
J He, A Chen, M Zou, C A Young, L Jin, D Zheng, G Jin, N Congdon
- 342** Management of limbal stem cell deficiency by amnion-assisted conjunctival epithelial redirection using vacuum-dried amniotic membrane and fibrin glue
H S Dua, D S J Ting, A AlSaadi, D G Said

- 349** Anterior segment biometric measurements explain misclassifications by a deep learning classifier for detecting gonioscopic angle closure
A Shen, M Chiang, A A Pardeshi, R McKean-Cowdin, R Varma, B Y Xu
- 355** Intermediate-term outcomes of the Aurolab aqueous drainage implant in neovascular glaucoma
S Gnanavelu, G V Puthuran, K P Chiranjeevi, H K Wijesinghe, V Reddy, I Mani, S R Krishnadas, S J Gedde
- 361** Relationship between vision impairment and employment
Y X Chai, A T L Gan, E K Fenwick, A Y Sui, B K J Tan, D Q Y Quek, C Qian, T Y Wong, C-Y Cheng, E L Lamoureux, R E K Man
- 367** Clinical and genetic features of retinoschisis in 120 families with *RS1* mutations
S Xiao, W Sun, X Xiao, S Li, H Luo, X Jia, J Ouyang, X Li, Y Wang, Y Jiang, P Wang, Q Zhang
- 373** Primary and secondary focal choroidal excavation morphologic phenotypes, associated ocular disorders and prognostic implications
P Capellan, L A Gonzalez, M Abdallah Mahrous, S J Weiss, B Botsford, T L Lenis, M Ryan, A Orlin, T Papakostas, S Kiss, D D'Amico, K Kovacs
- 380** Effects of fetal haemoglobin on systemic oxygenation in preterm infants and the development of retinopathy of prematurity PaclFiHER Report No. 2
K Jiramongkolchai, M X Repka, J Tian, S W Aucott, J Shepard, M Collins, J Clemens, M Feller, I Burd, M Roizenblatt, K Smith, J F Arevalo, P L Gehlbach, J T Handa, PaclFiHER study group (preterm infants and foetal haemoglobin in retinopathy of prematurity)

MORE CONTENTS ►



EDITOR'S CHOICE

This article has been chosen by the Editor to be of special interest or importance and is freely available online.



OPEN ACCESS

This article has been made freely available online under the BMJ Journals open access scheme. See <http://authors.bmj.com/open-access>







Member since 2008 JM00005

This journal is a member of and subscribes to the principles of the Committee on Publication Ethics

www.publicationethics.org



When you have finished with this magazine please recycle it.

- 384** Biosimilar SB11 versus reference ranibizumab in neovascular age-related macular degeneration: 1-year phase III randomised clinical trial outcomes
 *N M Bressler, M Veith, J Hamouz, J Ernest, D Zalewski, J Studnička, A Vajaj, A Papp, G Vogt, J Luu, V Matuskova, Y H Yoon, T Pregun, T Kim, D Shin, I Oh, H Jeong, M Y Kim, S J Woo*
- 392** Six-year incidence of age-related macular degeneration and correlation to OCT-derived drusen volume measurements in a Chinese population
A C S Tan, M L Chee, B J Fenner, P Mitchell, Y C Tham, T Rim, K Teo, S S Sim, C Y Cheng, T Y Wong, U Chakravarthy, C M G Cheung
- 399** Morphological characteristics of eyes with neovascular age-related macular degeneration and good long-term visual outcomes after anti-VEGF therapy
 *M Fang, K Chanwimol, J Maram, G A Datto O'Keefe, C C Wykoff, D Sarraf, A'sha Brown, S I R Lampen, B Zhou, A M Rusakevich, S Sadda*
- 406** Incidence and mortality of uveal melanoma in Australia (1982–2014)
 *A B Beasley, D B Preen, S McLenachan, E S Gray, F K Chen*
- 412** Presumed incipient choroidal melanoma: proposed diagnostic criteria and management
S Jouhi, R T Al-Jamal, M Täll, S Eskelin, T T Kivelä
- 418** Evaluation of blood vessel network formation and visual field defect in optic disc melanocytoma
 *J J Kwak, D H Lee, S C Lee, C S Lee*
- 425** Therapeutic effect of modified double-dose photodynamic therapy in circumscribed choroidal haemangioma
H J Byeon, J H Lee, J Lee, E Y Choi, Y J Kim, S C Lee, C S Lee
- 430** Self-reported cataract surgery and 10-year all-cause and cause-specific mortality: findings from the National Health and Nutrition Examination Survey
Y Chen, W Wang, H Liao, D Shi, Z Tan, X Shang, X Zhang, Y Huang, Q Deng, H Yu, X Yang, M He, Z Zhu
- 436** Burden of near vision loss in China: findings from the Global Burden of Disease Study 2019
G Jin, M Zou, C Liu, A Chen, Y Sun, C A Young, Y Li, D Zheng, N Congdon, X Han

Laboratory science

- 442** New insights into change of lens proteins' stability with ageing under physiological conditions
C Luo, J Xu, C Fu, K Yao, X Chen