


Telephone:
MAYFAIR 8343 (3 lines)

Telegraphic Address:
LITHOTRITE, PHONE, LONDON

JOHN WEISS & SON, LTD.

Surgical Instrument Makers,
287, OXFORD STREET, LONDON, W.1
ESTABLISHED 1787.

Modern Sterilization of Instruments by Hot Air



Inner dimension:—11" \times 5 $\frac{1}{2}$ " \times 5 $\frac{1}{2}$ "
Overall dimensions—16" \times 11 $\frac{1}{2}$ " \times 10"

Illustrated is the standard model sterilizer fitted with thermostatic control.

Price £43 15s. 0d.

A more comprehensive model is now available fitted with thermostatic temperature control, automatic timing control and maximum temperature cut out.

Price £60 0s. 0d.

CLIFFORD BROWN L^D.
45 WIGMORE STREET
LONDON, W.1

Telephone WELBECK 4730
(Private Branch Exchange)

Manufacturing Dispensing Opticians


We take pleasure in announcing
the opening of a new Branch

at

35 BELLEGROVE ROAD
WELLING, KENT

Telephone: Bexley Heath 8908

The WIDEFIELD STAND MAGNIFIER and BOOKREST



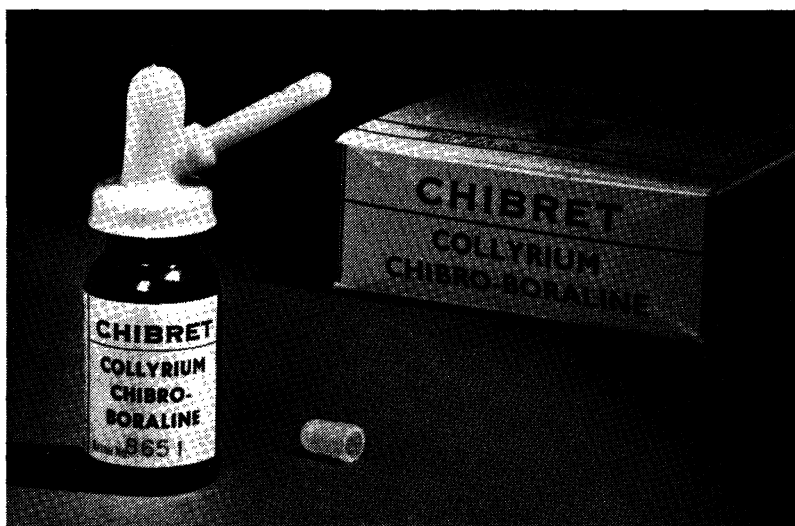
IS NOW AVAILABLE (AS ILLUSTRATED) WITH A
LIGHTING UNIT

The increased contrast makes the magnifier more effective in all cases and extends its range to some formerly unable to benefit.

OBTAINABLE FROM ANY DISPENSING OPTICIAN

Manufactured by . . .

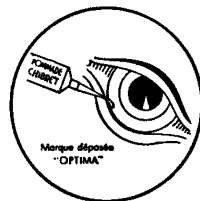
ELLIOTT OPTICAL COMPANY LTD.
SPRING PLACE • LONDON, N.W.5
GULLIVER 3381



The New Chibret Dropper Bottle...

is designed for use in conjunction with the wide range (16 in all) of Chibret Eye Drops. Readily assembled, this new packing is robust and virtually unbreakable. There is no contamination from the dropper or the atmosphere and sterility is assured.

*Further details and prices obtainable
from Sole Distributors:—*



COATES & COOPER LTD.

WEST DRAYTON, MIDDLESEX

for

LABORATOIRES H. CHIBRET ET FILS,

CLERMONT-FERRAND, FRANCE.

SLIT-LAMP GONIOSCOPY

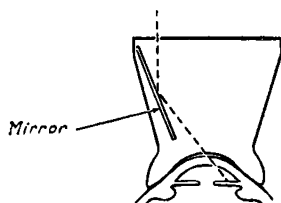
THE GOLDMANN GONIOSCOPY CONTACT GLASS
FOR EXAMINATION OF THE ANTERIOR CHAMBER

by HAAG-STREIT.



OF ONLY 4.2 gms. WEIGHT COMPLETE THE INSTRUMENT COMPRISES A TOTALLY REFLECTING MIRROR SET AT 64° TO A PLANE ANTERIOR SURFACE IN A MOUNT OF PLASTIC MATERIAL.

THE DETACHABLE RHOMBOID PRISM OF BRITISH MANUFACTURE (BELOW) FACILITATES USE OF THE GONIOSCOPE WITH SLIT-LAMPS NOT EQUIPPED WITH A DEVIATING DEVICE.



FROM STOCK £10.10.

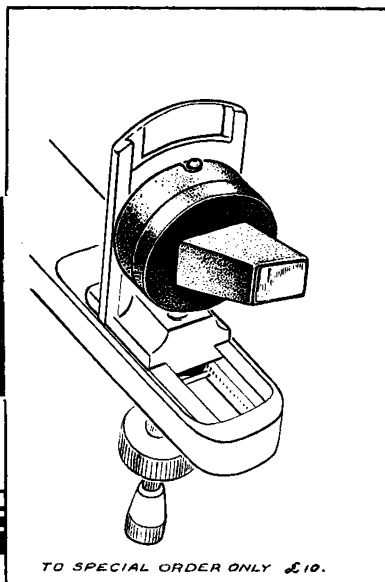
Stercks Martin

DISPENSING OPTICIANS

36 & 56, NEW CAVENDISH STREET
LONDON W.1.

TELEPHONE: HUNTER 0633

OFFICIAL CONTRACTORS FOR
THE IMPORT AND SUPPLY OF
HAAG-STREIT EQUIPMENT.



TO SPECIAL ORDER ONLY £10.

BI-LATERAL ORBITAL AND NASAL PROSTHETIC RESTORATION



Prosthetic Restoration as worn by patient



Patient without restoration



Patient wearing restoration

CLEMENT CLARKE

ARTIFICIAL EYE AND PROSTHESES DEPARTMENT:—

CLEMENT CLARKE**AESTHETIC PROSTHESES**

As an adjunct to surgical practice we offer to Surgeons our modern service of plastic prosthetics, either as an interim measure during surgical correction, or for permanent rehabilitation in the cases where plastic surgical procedure is contra-indicated. In conjunction with our plastic artificial eye service some remarkable results have been obtained, as the illustrations on the opposite page clearly demonstrate. Appointed official contractors to Ministry of Health.

ARTIFICIAL EYES

Complete range and accessories supplied. Eyes fitted to all types of buried and semi-buried implants. Plastic Artificial Eyes specially made to an impression of the socket can be successfully fitted in the case of injury or surgical intervention. The irides are faithfully reproduced by hand pigmenting the stroma pattern and colours on a series of acrylic discs, superimposed to simulate the life and depth of the natural iris. Excellent results are obtained in fitting shell eyes to shrunken and deformed globes.



COSMETIC CONTACT PROSTHESES FITTED TO UNSIGHTED AND
DISFIGURED EYES.

CONFORMER TREATMENT TO DISTEND CONTRACTED SOCKETS.
OCULAR SPLINTS. IMPLANTS.

“ARRUGA” INCLUSION—TWIN POST TYPE AND CONFORMERS
POST OPERATIVE SHELLS—GLASS OR PLASTIC


CLEMENT CLARKE

16 WIGMORE STREET, LONDON, W.1. Tel. LANGHAM 2242


Melson Wingate Ltd

7 WIGMORE STREET, LONDON, W.1

Dispensing Opticians




THE EVEREST HAR
*For post-operative wear
this all plastic goggle
is made to individual
measurements.*




THE DUAL SIGHT
*An ingenious spectacle
that provides reading
addition only when wai*

THE SETSEG

*The spectacle that has
a Reading Addition
adjustable when in wear.*

**Branches:—****OXFORD** 5 Broad Street**DIDCOT** 9 Manor Crescent**BANBURY** 72 High Street**BICESTER** 5 Sheep Street**BRACKLEY** 4 Bridge Street**CHIPPING NORTON** 11 Horsefair**BOURNEMOUTH** 81 Old Christchurch
Road**BOSCOMBE** 707 Christchurch Road**RINGWOOD** 39 High Street**WIMBORNE** 7 Leigh Road**POOLE** 138 High Street**BLANDFORD** 61 Salisbury Street**WEYMOUTH** 38 St. Thomas Street**DORCHESTER** 40 Great Western Road**BRIDPORT** 75 South Street**SHERBORNE** Cheap Street**YEOVIL** 10a Union Street**CASTLE CARY** Staffordshire House**BATH** 35 Brock Street**TUNBRIDGE WELLS** 29 Mount Pleasant**EAST GRINSTEAD** 232 London Road**TONBRIDGE** 193 High Street**SEVENOAKS** 52 London Road**MITCHAM** 68 Monarch Parade**SIDCUP** 7 Elm Parade**THE NYLON HALF-EYE**

*Having a nylon top thread
this is certainly the most
satisfactory form of half-eye
spectacle.*



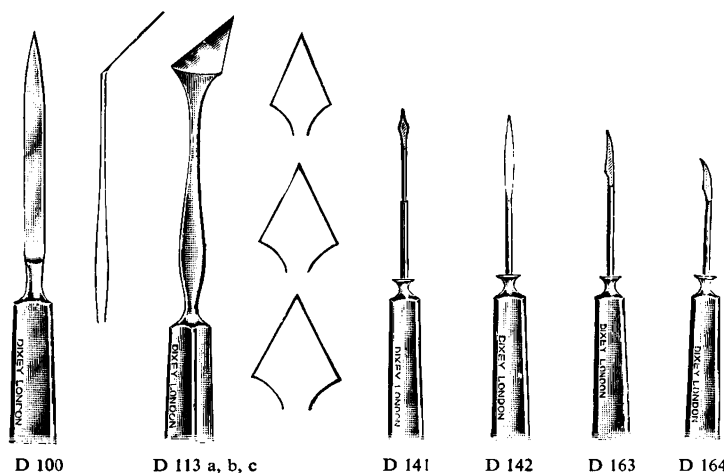


BY APPOINTMENT OPTICIANS TO HER LATE MAJESTY QUEEN MARY

DIXEY

Ophthalmic Surgical Instruments

Hand forged from Huntsman's Crucible Steel



D 100

D 113 a. b. c

D 141

D 142

D 163

D 164

D.100. Cataract Knife, GRAEFE'S, Broad Blade.

D.113 a,b,c. Keratomes, JAEGER'S, angled, small, med. and large.

D.141. Discission Needle, BOWMAN'S, with stop.

D.142. Discission Needle, SAUNDER'S, long cutting edge.

D.163. Capsulotomy Knife, ZIEGLER'S Straight blade, 6 mms.
(3, 4 and 5 mm. also available)

D.164. Capsulotomy Knife, ZIEGLER'S Moorfields pattern
3.5 mms.

C. W. DIXEY & SON LTD.

19 WIGMORE STREET · LONDON, W.1.

TELEPHONE ·
LANGHAM 1713



BY APPOINTMENT OPTICIANS TO HER LATE MAJESTY QUEEN MARY

DIXEY

Illuminated Binocular Microscope for Gonioscopy



Illuminated Binocular Microscope for Gonioscopy

devised by—**Mr. W. J. Wellwood Ferguson**

PRICE £70

(Complete with transformer)


Gonioscopy lenses for use with above, 3 sizes available **£3 10s. 0d.** each

C. W. DIXEY & SON LTD.
19 WIGMORE STREET · LONDON, W.1.

TELEPHONE ·
LANGHAM 1713

FOR

POWERFUL PRECISION OPHTHALMOSCOPY



The multi-purpose ophthalmoscope with the world-wide reputation for rapid and accurate diagnosis.

- Direct or Indirect Ophthalmoscopy by Polarised, red-free or natural light.
- Intense 12w. light.
- Variable control for projected slit examination of cornea and anterior chamber.
- Wide-angle field with high myopes.
- Lenses $+30D$ to $-50D$.
- Illuminated dial with presbyopic viewer.
- With small pupils and cloudy media, the PANTOSCOPE permits a critical examination that has hitherto been impossible with conventional ophthalmoscopes.



C. DAVIS KEELER LTD.
39, WIGMORE ST., LONDON, W.1
TELEPHONE - - - WELBECK 8512



OCULAR PROSTHETICS

MR. STEER WARDMAN

Artificial Eye Specialist

of

BROOKS & WARDMAN LTD.

Dispensing Opticians

24, REGENT STREET,
NOTTINGHAM.

Telephone: NOTTINGHAM 46309-10

Also attends by appointment at the following addresses:

c/o BROOKS & WARDMAN LTD.

28, Watson Road,

WORKSOP, NOTTS.

Phone: 3204

c/o BULL & MARTIN LTD.

2, St. John Street,

MANCHESTER.

Phone: Blackfriars 2648

c/o J. W. WARDMAN LTD.

76, Skinnergate,

DARLINGTON.

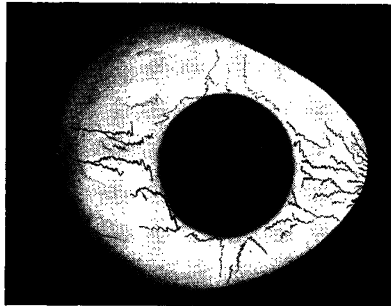
Phone: 3611

c/o C. DAVIS KEELER LTD.

55, Cornwall Street.

BIRMINGHAM.

Phone: Central 5422-3



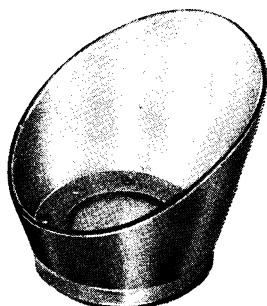
My work covers all recent advances in ocular prostheses and includes magnetic intra ocular implants and magnetic artificial eyes.




Dispensing Optician
Member of the Association of Dispensing Opticians

THE P.V.C. OCCLUDER

This lightweight inconspicuous Ophthalmic Occluder has been made to the suggestion of Mr. K. H. Mehta of Doncaster.



1



2

The illustrations show (1) the occluder as we supply it and (2) cut down to fit an orbit.

The occluder is moulded in Poly Vinyl Chloride, which is hygienic and being soft is also comfortable in wear. The occluder should be worn behind a spectacle correction and the sucker effectively makes the attachment. Ventilation holes are provided.

The P.V.C. Occluder in black or light pink (flesh colour) 4s. 0d.

Further particulars will be gladly furnished upon application to

100, NEW BOND STREET, W.1

Telephones : GROSVENOR 5081-2-3

BRADFORD, LIVERPOOL, LEAMINGTON, HARROGATE, HOVE, HALIFAX, HUDDERSFIELD, SOUTHPORT, LEICESTER, LEEDS, EASTBOURNE, HULL, BRIGHTON, DONCASTER, HASTINGS, CHESTER, SHREWSBURY, COVENTRY, STOKE, BIRKENHEAD, WORCESTER, RUGBY, HEREFORD, STAFFORD, BEXHILL, WALLASEY, STREATHAM, BRIXTON, NORTHWICH, WEST HARTLEPOOL, ELLESMERE PORT, ST. HELENS, OSWESTRY, NUNEATON. Works: HOVE and LONDON



OPTICIANS BY APPOINTMENT
TO H.M. QUEEN ELIZABETH
THE QUEEN MOTHER

THEODORE
HAMBLIN LTD
15 WIGMORE STREET
LONDON, W.1.

DISPENSING OPTICIANS



OPTICIANS BY APPOINTMENT
TO THE LATE
QUEEN MARY

NEAR THE SUMMIT AT KANCHENJUNGA



Theodore Hamblin, Ltd. have pleasure in publishing the above photograph, kindly sent to them by the leader of the Kanchenjunga Expedition, Dr. Charles Evans, showing Hamblin's Goggles in wear by Captain Streater near the summit.

These goggles were of the same pattern as those supplied by Hamblins to the Indian Army for use in the Himalayas. The Royal Geographical Society reports that "they were an unqualified success. The fit on the face and the head straps, with tags to alter the size, were excellent."

effective

local antibiotic

therapy with

minimal risk of

sensitisation

'Polyfax' combines 'Aerosporin' brand Polymyxin B Sulphate with Bacitracin in a new antibiotic ointment of *very wide antibacterial range*. 'Polyfax' has a prominent place in clinical practice because

- Polymyxin is lethal to many gram-negative organisms, particularly *Ps. pyocyanea*.
- Bacitracin is effective against gram-positive organisms.
- Drug resistance to polymyxin is unknown, to bacitracin very rare.
- Penicillin-resistant strains often succumb to bacitracin.
- Risk of skin sensitisation is minimal.
- Local absorption is insignificant.
- Subsequent systemic use of antibiotics is not prejudiced.
- 'Polyfax' is so formulated that its antibiotic components are stable and readily diffusible.

'Polyfax' is non-irritating and may be applied for long periods if necessary. It is available in tubes of 20 gm. for topical application and as 'Polyfax' brand Ophthalmic Ointment in tubes of 4 gm. with special nozzle.

'Polyfax' BRAND OINTMENT



BURROUGHS WELLCOME & CO. (*The Wellcome Foundation Ltd.*) **LONDON**

*Advertised and Introduced ONLY
to the Medical Profession.*

BENGUE'S

GUTTILIN

**AUTOMATIC
DROPPER
TUBES**

(BENGUE PATENT)

ADVANTAGES:

*Sterile solutions for Ophthalmic,
Aural and Nasal medication.*

*The Guttilin tube prevents con-
tamination of solution.*

*Precision and ease of application
of drops by either Practitioner
or patient.*

*Stability and Therapeutic
activity of solutions are main-
tained indefinitely.*

*Large range of solutions avail-
able.*

*Prices very reasonable. Econo-
mical to use, no wastage owing
to precision.*



**List of available solutions and prices
on request.**

All Guttilin tubes contain 12 c.c. of solution
except those of Cocaine solutions (10 c.c.) and
Chloramphenicol (5 c.c.).

BENGUE & CO. LTD., *Manufacturing Chemists*
MOUNT PLEASANT, ALPERTON, WEMBLEY, MIDDLESEX

effective

local antibiotic

therapy with

minimal risk of

sensitisation

'Polyfax' combines 'Aerosporin' brand Polymyxin B Sulphate with Bacitracin in a new antibiotic ointment of *very wide antibacterial range*. 'Polyfax' has a prominent place in clinical practice because

- Polymyxin is lethal to many gram-negative organisms, particularly *Ps. pyocyanea*.
- Bacitracin is effective against gram-positive organisms.
- Drug resistance to polymyxin is unknown, to bacitracin very rare.
- Penicillin-resistant strains often succumb to bacitracin.
- Risk of skin sensitisation is minimal.
- Local absorption is insignificant.
- Subsequent systemic use of antibiotics is not prejudiced.
- 'Polyfax' is so formulated that its antibiotic components are stable and readily diffusible.

'Polyfax' is non-irritating and may be applied for long periods if necessary. It is available in tubes of 20 gm. for topical application and as 'Polyfax' brand Ophthalmic Ointment in tubes of 4 gm. with special nozzle.

'Polyfax' BRAND OINTMENT



BURROUGHS WELLCOME & CO. (*The Wellcome Foundation Ltd.*) **LONDON**

*Advertised and Introduced ONLY
to the Medical Profession.*

BENGUE'S

GUTTILIN

**AUTOMATIC
DROPPER
TUBES**

(BENGUE PATENT)

ADVANTAGES:

*Sterile solutions for Ophthalmic,
Aural and Nasal medication.*

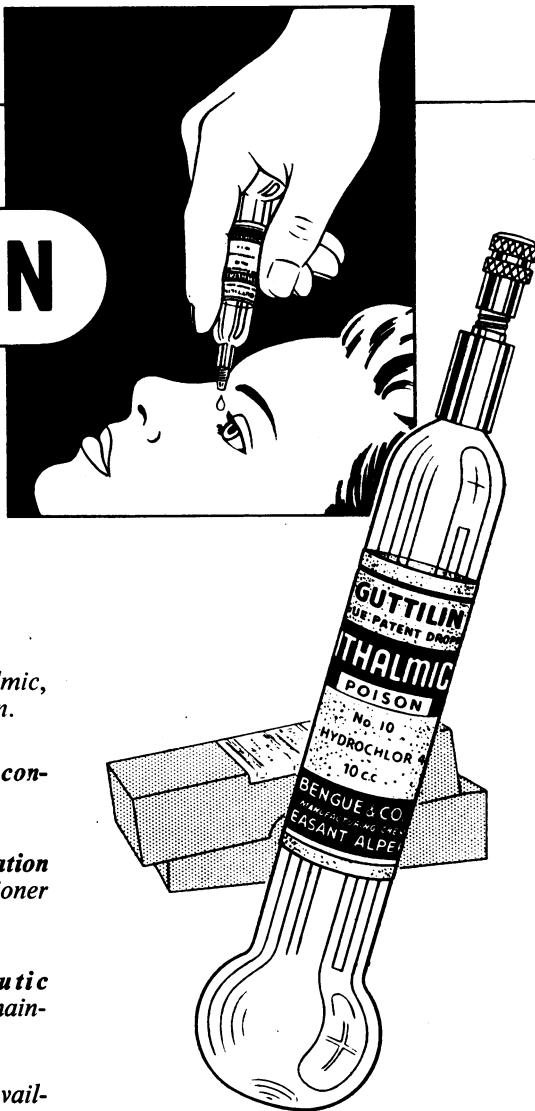
*The Guttulin tube prevents con-
tamination of solution.*

*Precision and ease of application
of drops by either Practitioner
or patient.*

*Stability and Therapeutic
activity of solutions are main-
tained indefinitely.*

*Large range of solutions avail-
able.*

*Prices very reasonable. Econo-
mical to use, no wastage owing
to precision.*



**List of available solutions and prices
on request.**

All Guttulin tubes contain 12 c.c. of solution
except those of Cocaine solutions (10 c.c.) and
Chloramphenicol (5 c.c.).

BENGUE & CO. LTD.

MOUNT PLEASANT ALPERTON WEMBLEY, MIDDLESEX



Lorgnettes

NEW DESIGNS

DRESS CLIP LORGNETTE — ALSO A
PATTERN WITH SMALL HANDLE

MADE IN SILVER WITH MARCASITE

C. DAVIS KEELER LTD

DISPENSING OPTICIANS

47, WIGMORE ST. LONDON, W.1
AND BRANCHES

ELECTRONIC RETINAL CAMERA

BIG OPHTHALMOSCOPE

MONOCULAR OR
BINOCULAR

Black and
White or full
color Pictures
of the Fundus
of the eye.
Speed of
 $1/800^{\text{e}}$ of
second.
Field $32/38^{\circ}$

French and Foreign
patents

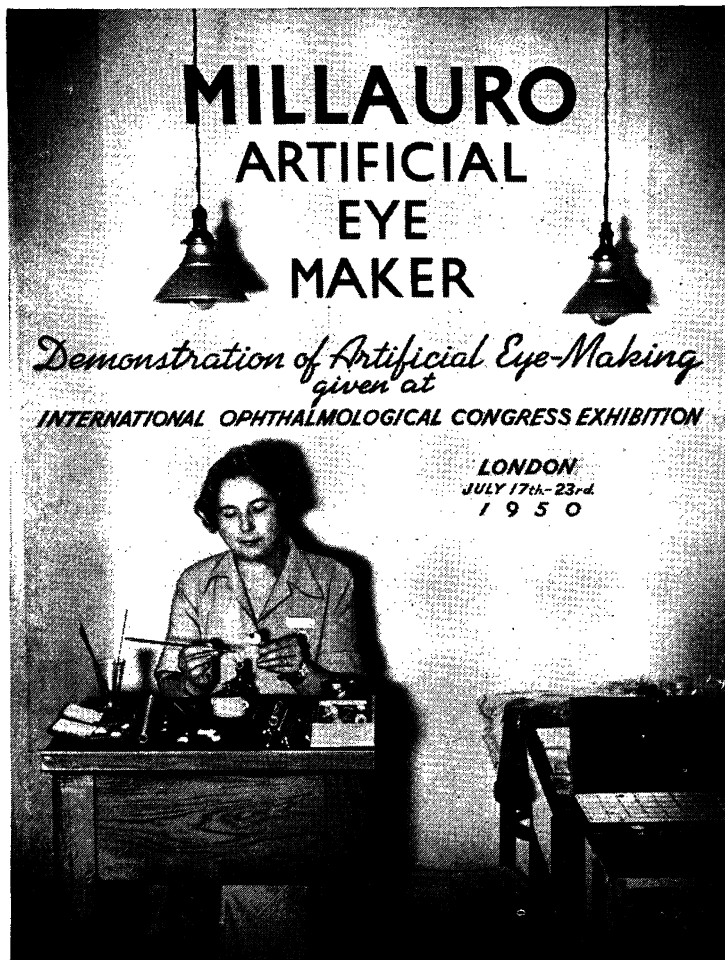
DAG 101 A

R.A.DUDRAGNE

49 Boulevard de Courcelles, PARIS 8^e - FRANCE
Tél. WAGRAM 48-27 CARNOT 41-70

Sole Agents for the British Isles and Commonwealth:—

CURRY & PAXTON LTD., 22, Wigmore Street, London, W.1.



Artificial Eyes (Glass or Plastic)

Embodying All Modern Improvements.

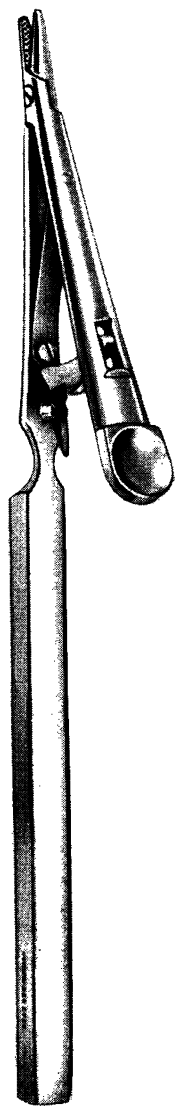
Specially Made to Surgeons' Instructions
and Patients' Requirements.

Appointments may be made at:—

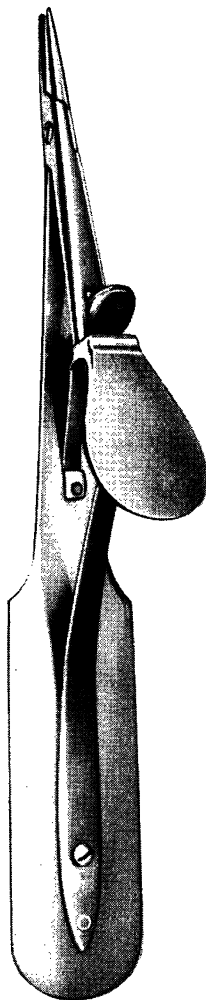
2 BLOOMSBURY PLACE, LONDON, W.C.1.

(Nearest Underground Station, Holborn)

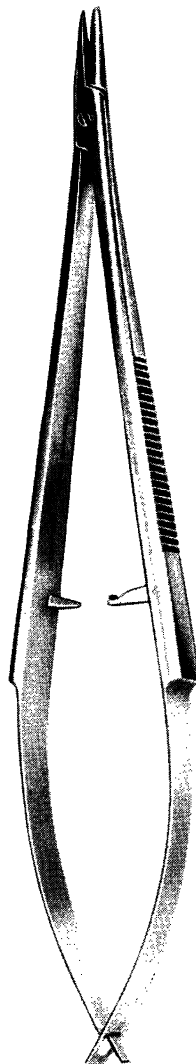
Telephone: Mus. 0908



SILCOCK'S



ARRUGA'S



CASTROVIEJO'S



KALT'S



NEEDLE HOLDERS

STEARMAN OPTICAL CO. LTD.

10-12 NEW CAVENDISH STREET, LONDON, W.1

Telephone: WELbeck 5349

THE FULL RANGE

AT THE PHYSICIAN'S COMMAND

H **CORTISYL**
HYDRO HYDROCORTISONE

Injections
Skin ointment
Tablets
Eye drops
Eye ointment

CORTISYL
CORTISONE

Tablets
Injection
Eye drops
Eye ointment



"All the above preparations can now be
prescribed on Form E.C.10".

843-847 Harrow Road, London, N.W.10. Ladbroke 3608

GEORGE ODELL LTD.

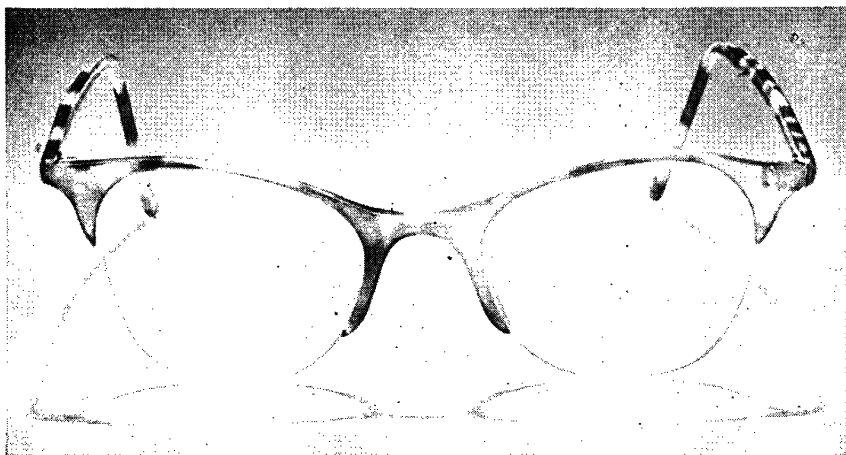
DISPENSING OPTICIANS

A. H. ODELL, *Managing Director.*
M. ODELL, *Secretary.*

*Members of the Guild of
British Dispensing Opticians.*

"Featherweight"

A fine example of British Craftsmanship



Designed for sheer comfort and especially for the ultra sensitive patient, the "FEATHERWEIGHT" has been constructed to obtain exceptional lightness in weight conjointly with a modern design.

The frame work is made from Turtle-shell which gives this apparently delicate appliance strength and rigidity.

It is produced in our own workshops to carefully recorded individual facial measurements.

NOTE:—Total weight with moderate Rx. Fitted with Plastic Igard lenses 3 drms. 10 grns. or under $\frac{1}{2}$ oz. Fitted with crown glass lenses 4 drms. 40 grns. or just over $\frac{1}{2}$ oz.

30/31, KING STREET,
ST. JAMES'S, S.W.1

Whitehall 9987

36, WELBECK STREET,
W.1

Welbeck 5320

PANKHURST & BARRETT LTD.

— DISPENSING OPTICIANS —

THE NEAME EYE SHIELD

As described in the B. J. O., January, 1956.



The eye-shield is attached to the spectacle frame for patients with early or immature cataract.

The eye-shield must be made for the individual so as to fit accurately the curve of the forehead.

It may be used with distance, bifocal or reading glasses and has been of some benefit when the visual acuity was as good as 6/12.

PANKHURST & BARRETT LTD.

27, NEW CAVENDISH STREET, W.1

250, IMPERIAL DRIVE, RAYNERS LANE, HARROW

Fashion Frames



* *

*A further example of the spectacle-maker's craft,
combined with the jeweller's. Hand made frames,
trimmed hand-set rhinestones and pearls.*

Earrings to match.

* *

Made and Designed by

A. E. NEWBOLD, LTD.

11b, Hay Hill, Berkeley Square, London, W.1

HYDE PARK 0945/6

**Branch: 1 Broadway Buildings
BROMLEY, Kent**

**Branch: 64 High Street
BECKENHAM, Kent**

ALFRED HAWES & SON LIMITED

HELPFUL CO-OPERATION ACCURATE OPTICAL DISPENSING

Since 1840

A tradition well maintained



HEAD OFFICE :

79-79a, LEADENHALL STREET, LONDON, E.C.3
Telephone: AVenue 4538/9

BRANCHES :

WEST END OFFICE: 25, New Cavendish St., W.1.	Welbeck 7862
CHISLEHURST: 58, High Street, Chislehurst, Kent.	Imperial 4433
CROYDON: 17, Katherine Street, Croydon, Surrey.	Croydon 5779
DAGENHAM: 171a, Broad Street, Dagenham, Essex.	Rainham 512
DORKING: Rose Hill Approach, Dorking, Surrey.	Dorking 3183
ELTHAM: 21, Court Yard, Eltham, Kent, S.E.9.	- Eltham 4325
GODALMING: 3-4, Angel Buildings, High Street, Godalming, Surrey	
GUILDFORD: 8, Upper High St., Guildford, Surrey.	Guildford 4911
ILFORD: 74, Cranbrook Road, Ilford, Essex.	- Valentine 5825
LEWISHAM: 3, Obelisk Parade, S.E.13.	- - Lee Green 2245
LEYTON: 258a, High Road, Leyton, E.10.	- - Leytonstone 2109
ROMFORD: 3, Old Mill Parade, Victoria Road, Romford, Essex.	
	Romford 2208
STRATFORD: 158, The Grove, Stratford, Essex, E.15.	Maryland 3393
WALTHAMSTOW: 304, Hoe Street, Walthamstow, Essex, E.17.	
	Keystone 5206
WHITECHAPEL and BOW: 35-37, Bow Road, E.3.	Advance 2103
WOKING: 7, Church Path, Woking.	- - Woking 944
WALTON-on-THAMES: 39, Bridge St., Walton-on-Thames.	Walton 1832

S. P. HOLLOWAY LTD.

PROMPT DISPENSING
WORKSHOP ON THE PREMISES

14A, HENRIETTA PLACE

(Corner of Welbeck Street)

LONDON · W.1

Telephone WELbeck 2703



TO PREVENT RE-INFECTION

"ERL/52"

STERILIZABLE

EYE DROPPERS WITH SILICONE RUBBER TEATS

TO BE STERILIZED BY THE PATIENT BY BOILING BEFORE EVERY APPLICATION

Sole Manufacturers

ESCO (RUBBER) LTD., 34/36, Somerford Grove, London, N.16

LINWOOD
STRONG
LTD.

DISPENSING OPTICIANS

in


SUTTON
20 HIGH STREET

EPSOM
45th UPPER HIGH STREET

&

WORTHING
96a MONTAGUE STREET

Clement Clarke Present



THE SLIT LAMP

WITH
CORNEAL
MICROSCOPE

A
HAAG-STREIT
INSTRUMENT

This beautifully made product of the world-renowned Swiss Firm is now available from stock and inspection at our show-room is welcomed

The ease of manipulation for fundus observation and gonioscopy, in addition to the more usual anterior examination, is a feature of the apparatus. The cost of £275 includes the two different Goldmann contact lenses for fundus and iridic angle examination, the Hruby lens, fixation lamp, Goldmann reduction prism, two pairs of objectives, two pairs of eyepieces, spare lamp and plastic cover. Delivery and installation free within 50 mile radius.


Copies of Professor Goldmann's book "Two Lectures on Biomicroscopy of the Eye" are available from stock, price £1.12.6., and will be found of interest to all users of the slit lamp.

CLEMENT CLARKE

INSTRUMENT DEPARTMENT: 63, WIGMORE STREET, LONDON, W.1

AUTHORISED AGENTS IN GREAT BRITAIN FOR HAAG-STREIT LTD

Clement Clarke Present



THE AFTER IMAGE TEST

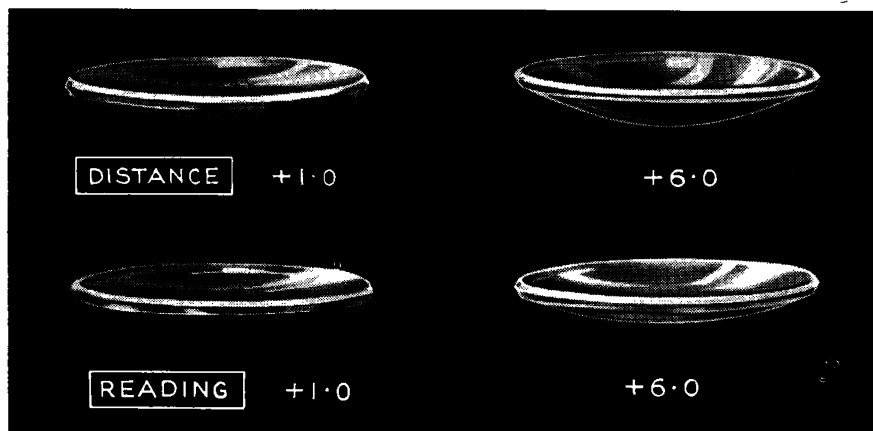
The After Image Test provides a simple and definite means of detecting abnormal retinal correspondence. The device illustrated consists of a standard double-ended "strip light" on the centre of which is a fixation point. The "strip light" is attached to a wall-fixing backboard and can be rotated into a vertical position and a horizontal position. The patient is seated at a distance of one metre from the After Image Test in a dark room, and one eye is occluded. With the other eye looking at the centre of the horizontal "strip light" the current is switched on for a period of 10 seconds. The occluder is then moved to the other eye which is subjected to the light for a similar period, but with the "strip light" in a vertical position. The after image then seen and described by the patient will clearly indicate whether his retinal correspondence is normal or abnormal.

The Synoptophore and The After Image Test. *A convenient means of carrying out the after image test in conjunction with our Moorfields Synoptophore or our Lyle Major Amblyoscope is being developed. Details of this apparatus will be announced later.*

CLEMENT CLARKE

Instrument Dept., 63, WIGMORE STREET, LONDON, W.1.

“Curpax”
PERCIVAL LENSES

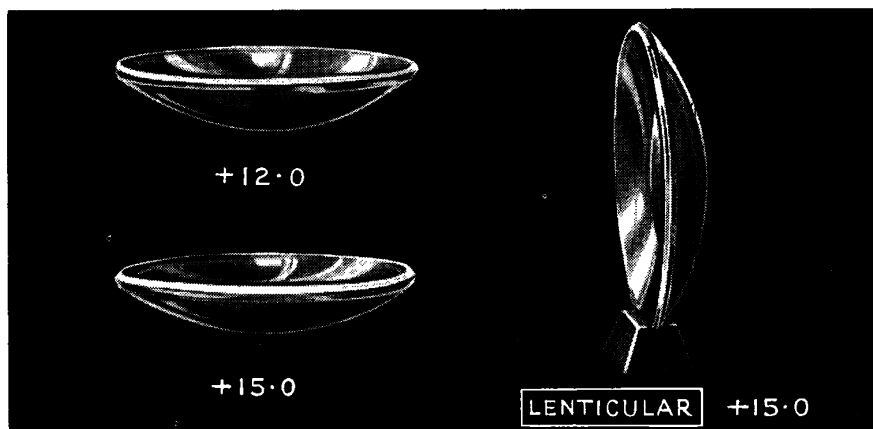


“Percival” Lenses are manufactured exclusively in the works of Curry and Paxton, Ltd., from the finest optical glass and to the precision curves of the formulae of the late A. S. Percival, Esq., M.A., M.B., B.Ch.

Two complete ranges are available and include all powers. One is constructed for the needs of Distance vision and the other for Reading purposes. In both cases the lenses are designed to give a point focus at the Macula for all directions of the Visual lines.

Mr. Percival maintained that lenses constructed on curves which eliminate marginal astigmatism for peripheral parts of the field, do not achieve the best results in the visual sense. It is only the Macula region that is concerned with perfectly distinct vision.

Calculated Lenses of British Design and Manufacture



Percival Lenses are constructed to give a retinal image where the circle of confusion is reduced to .001 m/m., the size of the Macula cone.

Percival Lenses eliminate curvature of the field and give the greatest visual comfort. In the higher powers the improvement afforded is one of marked consequence to the patient.

Percival Lenses are very little more expensive than the ordinary Meniscus or Toric forms. In the higher powers above 7D, they are only a fraction of the cost of Continental lenses of similar purpose. These lenses are available to all members of the Association of Dispensing Opticians.

Special machinery and a very extensive range of tools enable us to provide a very prompt service.

* For full details please write for leaflet. A trial case of Percival Lenses for either distance or reading curves is available on loan to surgeons.

CURRY & PAXTON, LTD.

Dispensing Opticians, Manufacturers of Ophthalmic Instruments

195-199, GREAT PORTLAND STREET
LONDON, W.1

Telephone : LAngham 0123.

INSTRUMENT DEPARTMENT
22, WIGMORE ST., W.1

Telephone : LAngham 2873.

PRINCIPAL BRANCHES—LIVERPOOL, BRISTOL, BATH, SOUTHPORT, GLASGOW, DERBY, NOTTINGHAM, RICHMOND, NORWICH. AMERICA—CURRY & PAXTON, INC., 101, PARK AVENUE, NEW YORK.



OPTICIANS BY APPOINTMENT
TO H.M. QUEEN ELIZABETH
THE QUEEN MOTHER

**THEODORE
HAMBLIN LTD**
15 WIGMORE STREET
LONDON, W.1.


DISPENSING OPTICIANS



OPTICIANS BY APPOINTMENT
TO THE LATE
QUEEN MARY

THE HAMBLIN LISTER-MORTON OPHTHALMOSCOPE

WITH BATTERY IN HANDLE
AND AN ALTERNATIVE
HANDLE FOR USE WITH
MAINS SUPPLY



No. 495
with battery
in handle.

No. 0495/9
with handle for
use on mains with
transformer or
resistance.

This ophthalmoscope has a performance that has yet to be surpassed. The lighting system makes possible direct examination of the macular region in a fully lighted room without using mydriatics.


The battery model being self-contained is ideal for bedside examination but operation from the mains is usually preferred in the Consulting Room.

A good arrangement for a busy surgeon is to use the battery model for visiting purposes and to have the interchangeable mains handle for use in the Consulting Room.

HAMBLIN'S "G.P."

OPHTHALMOSCOPE

The shape of the head of this instrument permits it to be approximated easily and comfortably to the examiner's eye. Loring's Wheel of 23 lenses covers most requirements; its simplicity enables it to be moderately priced. The handle, similar to that of Hamblin's Lister-Morton ophthalmoscope, is knurled to afford a good grip. The quick thread on the octagonal cap provides for rapid dismantling. The Lister lighting system, already fully proved in the Lister-Morton instrument, is employed in the "G.P." pattern.




No. 305

HAMBLIN'S AURISCOPE FOR USE ON A LISTER-MORTON OR "G.P."

OPHTHALMOSCOPE

The auriscope head for use with Hamblin's ophthalmoscopes is fitted with an octagonal cap similar to that of the ophthalmoscopes so that the exchange of heads becomes extremely simple; the quick start thread making the operation only a matter of a couple of seconds.



DIAGNOSTIC SETS

"G.P." ophthalmoscopes and auriscopes with diagonal cap to fit the same handle, complete in case, are available. Larger sets incorporating the Lister-Morton ophthalmoscope are also available.

**THEODORE
HAMBLIN LTD**
DISPENSING OPTICIANS
15 WIGMORE STREET
LONDON, W.1

UNIVERSITY OF LONDON

INSTITUTE OF OPHTHALMOLOGY, JUDD STREET, LONDON, W.C.1

Associated with

MOORFIELDS WESTMINSTER AND CENTRAL EYE HOSPITAL.

Qualified Medical Practitioners may enter the practice of the Moorfields Westminster and Central Eye Hospital at any time, and are, on certain conditions, eligible for appointment as Clinical Assistants.

Systematic courses suitable for Diploma and Degree examinations begin in OCTOBER and MARCH of each year.

For further particulars apply to the Dean.

EXAMINATION OF PATHOLOGICAL OPHTHALMIC SPECIMENS.

The Department of Pathology of this Institute will examine and report on certain specimens sent by Ophthalmic Surgeons.

For particulars apply to the Director of the Department of Pathology.

ROYAL EYE HOSPITAL

KING'S COLLEGE HOSPITAL GROUP

ST. GEORGE'S CIRCUS, S.E.1

Telephone: WATERLOO 4477

THE Staff of the Hospital is prepared to accept a limited number of selected postgraduate students for individual clinical instruction for the D.O. Examination. Application should be made to the Secretary, stating age, qualifications, experience, etc.

THE VICTORIAN EYE AND EAR HOSPITAL, EAST MELBOURNE, VICTORIA, AUSTRALIA

A Hospital for the treatment of Eye, Ear, Nose and Throat conditions. Bed capacity 102. Out-patient attendances 80,000 per annum. In-patient operations 3,300 per annum. Resident Staff of 9 Medical Officers and 100 Nurses.

Applications are invited from qualified Practitioners, eligible for registration under the Medical Acts of the State of Victoria for the position of:—

PERMANENT MEDICAL SUPERINTENDENT

Applicant should preferably hold a senior degree in Ophthalmology or Oto Rhino Laryngology. Previous administrative experience preferable.

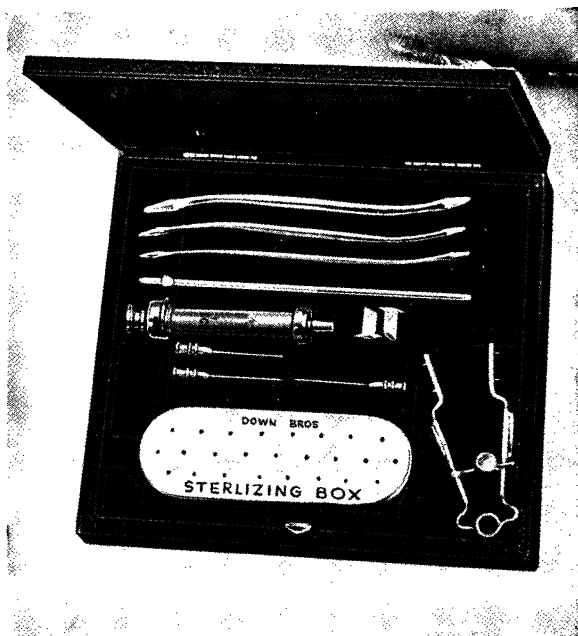
Initial appointment for three years, thereafter by mutual agreement. Salary commensurate with qualifications and experience within the range of £2,300—£3,000 (Australian) per annum.

Applicants must forward to the undersigned the names and addresses of four persons of academic standing who would be willing to furnish confidential reports, together with a recent photograph and the following information:—

Name, Address, Date and place of birth, Nationality, Sex, Marital State, Qualifications and dates thereof, Present appointment, Previous appointments with dates, Details of War Service (if any), Published works, Previous experience in (a) Administration (b) Oto Rhino Laryngology (c) Ophthalmology. Written references (not more than four).

Further information may be obtained from the undersigned with whom applications must be lodged by 12 noon, Monday, 25th June, 1956.

F. Y. TURLEY, *Manager, The Victorian Eye and Ear Hospital,
126, Victoria Parade, East Melbourne, C.2, Victoria, Australia.*



LACHRYMAL DRAINAGE INSTRUMENTS


by W. H. SUMMERSKILL. *Vide Brit. J. Ophthalm.*, May, 1952.

DOWN BROS. and MAYER & PHELPS Ltd.

92-94, BOROUGH HIGH STREET, LONDON, S.E.1.
32-34, NEW CAVENDISH STREET, LONDON, W.1.

PMX Eye Magnet

Far in advance of anything previously available to the ophthalmic surgeon, the PMX Eye Magnet, designed for the removal of ferromagnetic bodies from the eye, incorporates these outstanding features:



- ★ Weighs only 15 lb.
- ★ Exerts an attractive force up to 100 times the weight of the attracted particle.
- ★ Provides three alternative pole tips, and additional "pencil" magnet.
- ★ Housed in two convenient carrying cases (Total weight 56 lb.).

NEWTON VICTOR LTD

132 LONG ACRE, LONDON W.C.2 COVENT GARDEN 0861

SUBSIDIARY OF METROPOLITAN-VICKERS ELECTRICAL CO. LTD


MEMBER OF THE A.E.I. GROUP OF COMPANIES



N/V 507

Isophane [★]TRIFOCALS

complete the range of corrected lenses, both single vision and multi-focal, providing the best possible marginal correction



★ The function of a trifocal is to provide clear vision at all distances. The best distance vision can only be obtained by using scientifically computed lenses; BAO flat top trifocals use Isophane curves, in the distance portion, which are computed to correct the innate errors in a spectacle lens to the greatest extent possible in a single piece of glass.

BLANK SIZE
60 x 58 mm.

SEGMENT SIZE
23 mm. x 19 mm.

INTERMEDIATE
7 mm. \pm 50% addition

Your wholesaler can supply

BRITISH AMERICAN OPTICAL CO. LTD., 39, HATTON GARDEN, LONDON, E.C.1

FACTORIES AT WATFORD, ENGLAND AND KIDWELLY, SOUTH WALES



OPTICIANS BY APPOINTMENT
TO H.M. QUEEN ELIZABETH
THE QUEEN MOTHER

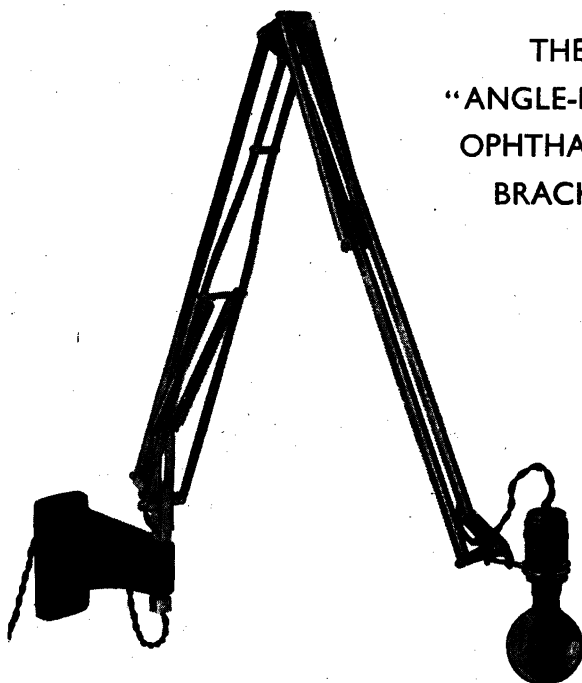
**THEODORE
HAMBLIN LTD**
15 WIGMORE STREET
LONDON, W.1.

DISPENSING OPTICIANS



OPTICIANS BY APPOINTMENT
TO THE LATE
QUEEN MARY

THE
"ANGLE-POISE"
OPHTHALMIC
BRACKET



The well-known "Angle-poise" arm when used with a Lister Ophthalmic Lamp makes a very useful and inexpensive ophthalmic bracket.

It can be placed in almost any position within a radius of 2 ft. 3 in. by the slightest touch. It is light and strong and does not easily get out of order.

THE FIRST OPTICIAN
IN WIGMORE STREET.

ESTABLISHED 1873

GEORGE SPILLER,
Ltd.

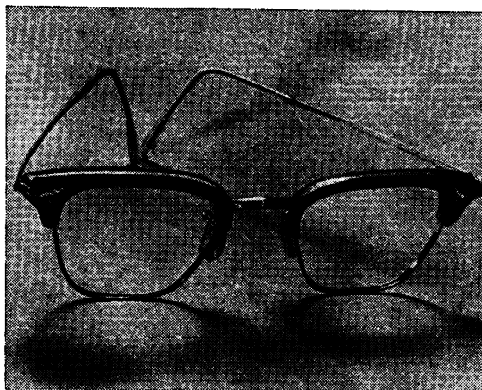
41, WIGMORE ST., W.1

Tele. : WEL. 7471-2



"Oh to be in England, now
that April's here" sang the
poet (who would no doubt
have stood in amazement
to hear an Englishman refer
timorously to his native land
as "Great Britain" as so
many do to-day). But April
is a lovely month in many
lands, forgiven its showers
for its fresh beauty and soft
promise.

As fresh as the daffodils and
tulips themselves comes the
Spiller "Cera II." Its main
features of attraction are a
new type of frame construction,
a new range of beautiful
colours and a higher carat
value for the rolled gold used
in the frame. "Cera II" offers
an ideal combination of cos-
metic and ophthalmic require-
ments.



Spillers "Cera II"

SPILLER — FOR PERSONAL SERVICE