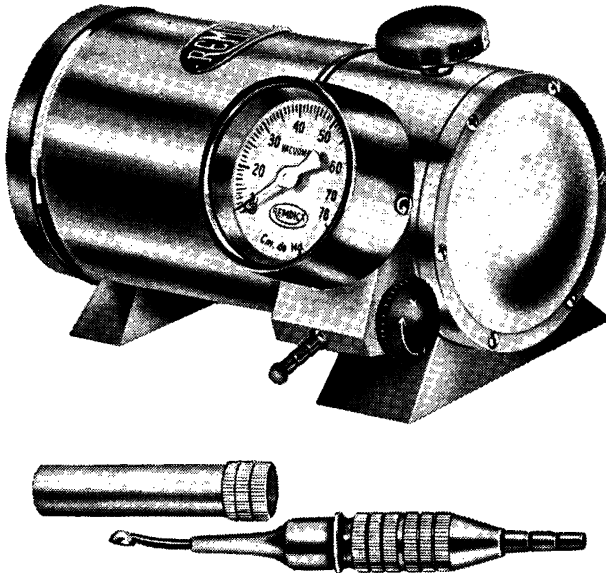


JOHN WEISS & SON, LTD.

17 WIGMORE STREET,
LONDON, W.1

Telephone: MUSEUM 7733

BARRAQUER'S ERISIPHAKE



We are sole distributors of this
equipment for the United Kingdom
and Commonwealth Territories

WRITE FOR CATALOGUE OF OPHTHALMIC INSTRUMENTS AND APPLIANCES

CLIFFORD BROWN L^D.

45 WIGMORE STREET, LONDON, W.1

MANUFACTURING DISPENSING OPTICIANS

take pleasure in announcing the opening of a

NEW BRANCH

AT

KINGSGATE HOUSE

82 HIGH STREET

REDHILL

Telephone: REDHILL 5600

AND AT

**113 STATION ROAD,
REDHILL**

**25 CHURCH STREET,
REIGATE**

BRANCHES AT


**EAST SHEEN, GLASGOW, KINGSTON, MANOR PARK, MORDEN,
ORPINGTON, PERTH, PUTNEY, REDHILL, REIGATE, RICHMOND,
S. WIMBLEDON, SUNDERLAND, TWICKENHAM, VICTORIA,
WANDSWORTH, WATERLOO, WELLING, WIMBLEDON, WORTHING,
WEST WORTHING**



BY APPOINTMENT OPTICIANS TO HER LATE MAJESTY QUEEN MARY

C. W. DIXEY & SON LTD.
19 WIGMORE STREET : LONDON W.1.

TELEPHONE: LANGHAM 1713



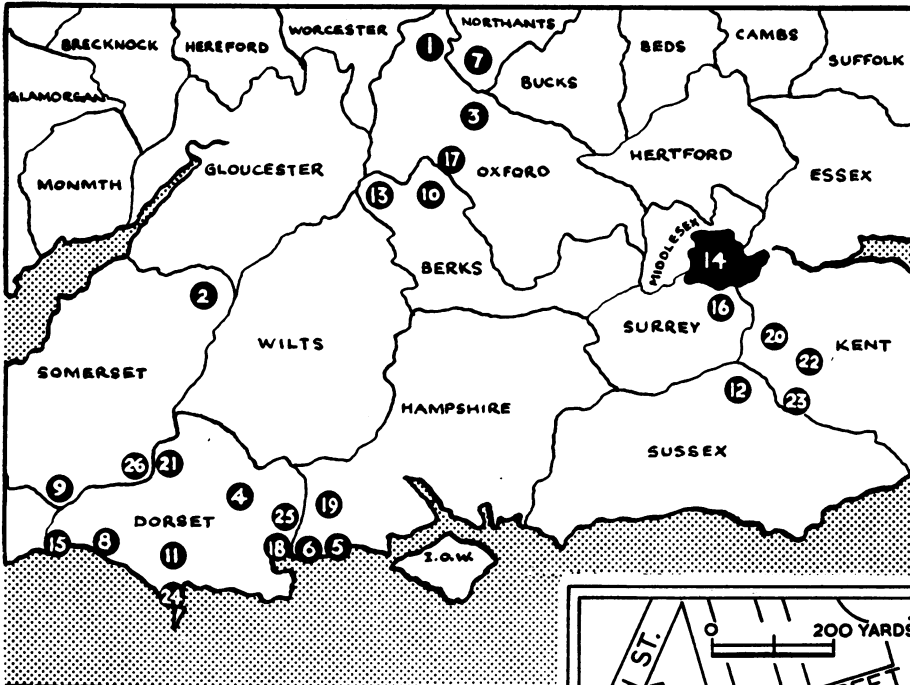
ELECTRIC HOT-AIR STERILIZER

with Thermostatic
Control and
Circulating Fan

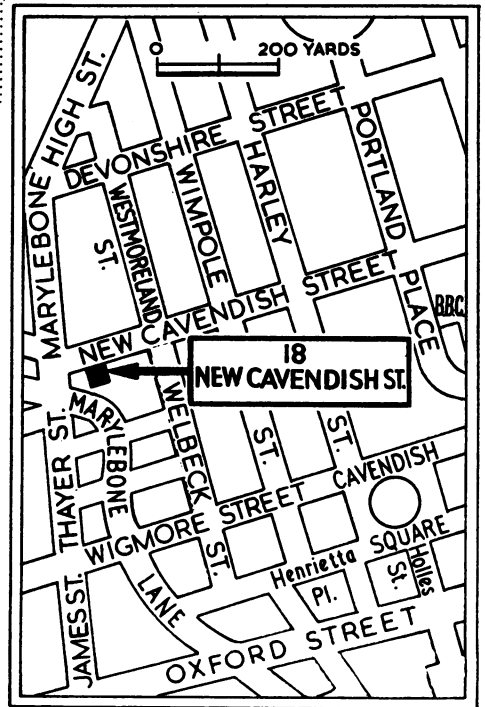
*Detailed pamphlet sent
on request*

Makers of Ophthalmic Instruments and Apparatus

Catalogue sent on request



- | | |
|--------------------|---------------------|
| 1. BANBURY | 14. L O N D O N |
| 2. B A T H | 15. LYME REGIS |
| 3. BICESTER | 16. MITCHAM |
| 4. BLANDFORD | 17. O X F O R D |
| 5. BOSCOMBE | 18. P O O L E |
| 6. BOURNEMOUTH | 19. RINGWOOD |
| 7. BRACKLEY | 20. SEVENOAKS |
| 8. BRIDPORT | 21. SHERBORNE |
| 9. C H A R D | 22. TONBRIDGE |
| 10. D I D C O T | 23. TUNBRIDGE WELLS |
| 11. DORCHESTER | 24. WEYMOUTH |
| 12. EAST GRINSTEAD | 25. WIMBORNE |
| 13. FARINGDON | 26. Y E O V I L |



MELSON WINGATE LIMITED

“We did not want to leave Wigmore Street. We thought it was a nasty blow after so many years. How glad we are, however, that we were forced to do so. Larger, lighter, and all on one floor, our new premises have greatly pleased all who have entered therein.”

Melson Wingate Ltd

**18 NEW CAVENDISH STREET
LONDON W.1.**

TELEPHONE: WELbeck 8710



Hi-Lyne by Clement Clarke

**Accurate dispensing . . .
individual styling**

Service to the Specialist and his patient is
available through forty-three branches.

CLEMENT CLARKE LTD.
WIGMORE STREET, LONDON, W.1. Telephone: LANgham 2242



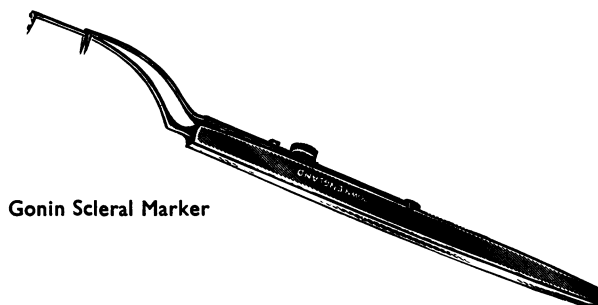
Harcourt by Clement Clarke

**Accurate dispensing . . .
individual styling**

Service to the Specialist and his patient is
available through forty-three branches

CLEMENT CLARKE LTD.
WIGMORE STREET, LONDON, W.1. Telephone: LAngham 2242

INTRODUCING



Gonin Scleral Marker

DOWN BROS. and MAYER & PHELPS Ltd.

**CHURCH PATH,
MITCHAM, SURREY**

**32-34, NEW CAVENDISH STREET,
LONDON, W.1**

**70, GRENVILLE STREET
TORONTO CANADA**

GEORGE ODELL LTD.

DISPENSING OPTICIANS

A. H. ODELL, *Managing Director.*

M. ODELL, *Secretary.*

*Members of the Guild of
British Dispensing Opticians*

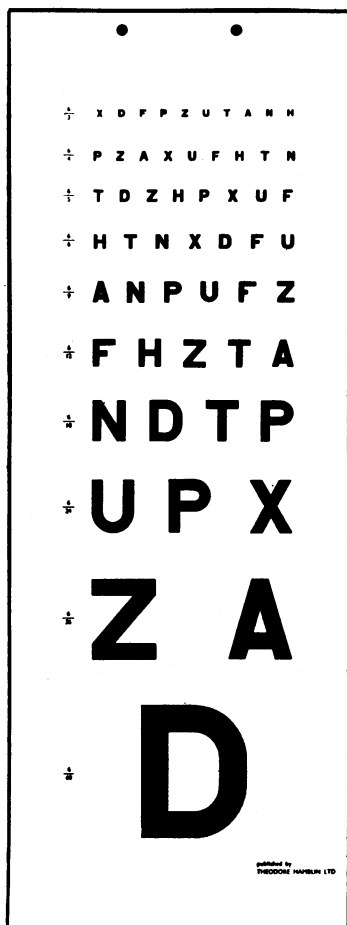
Makers of spectacles of a fine precision and of a standard worthy of the best work of British craftsmen—a very important but fast-dwindling section of the optical industry.

Frames are made and mounted to the individual measurements of each patient and both frame and lenses periodically checked during the course of production.

The finished spectacles are finally checked by a qualified dispensing optician and whenever possible, personally fitted on every patient.

**31, KING STREET,
ST. JAMES'S, S.W.1**
Whitehall 9987

**36, WELBECK STREET
W.1**
Welbeck 5320



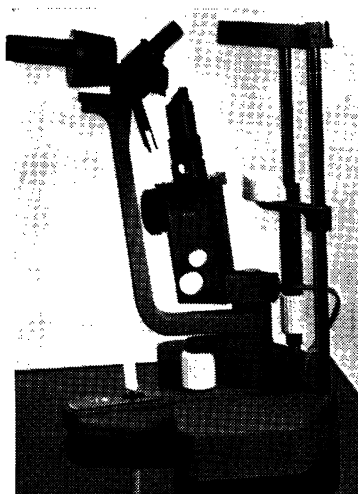
The LAW Distance Type

Patients almost invariably read a distance type throughout, starting at the top and ending at the limits of their visual acuity. In the Law Distance Type, the sequence of standards is reversed, beginning with 6/3 and ending with 6/60. A patient is thus impelled to call the smallest letters he can see at the outset, so saving the ophthalmologist's time.

THEODORE HAMBLIN LTD

15 Wigmore Street, London, W.1.

THE
GAMBS SLIT LAMP
BIOMICROSCOPE



Features include—

- ★ Concentric swing of slit-beam and microscope about a common focal point.
- ★ Full 180° traverse without obstruction.
- ★ Horizontal and oblique slit provision.
- ★ Three variations of illumination.
- ★ Rapid change of magnification without refocus.
- ★ An adapter is available whereby the Goldmann Aplanation Tonometer may be attached.

FURTHER DETAILS FROM



SOLE AGENTS UNITED KINGDOM & EIRE FOR THE MAKERS — GAMBS OF LYON

OCULAR PROSTHETICS

MR. STEER WARDMAN

Artificial Eye Specialist

of

Brooks & Wardman

Dispensing Opticians

Artificial Eye Makers

24 REGENT STREET

NOTTINGHAM

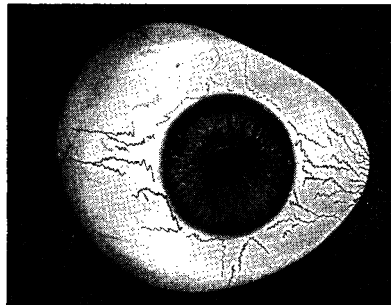
Telephone: 46309 2 Lines

Also attends by appointment at the following addresses:

91, Cornwall Street,
BIRMINGHAM, 3.
Phone: Central 0583

28, Watson Road,
WORKSOP, NOTTS.
Phone: 3204

J. W. WARDMAN LTD.,
Dispensing Opticians,
54, Duke Street,
DARLINGTON.
Phone 66089



My work covers all recent advances in ocular prostheses,
magnetic artificial eyes, and facial prostheses.

W. CALLAGHAN & S. P. HOLLOWAY LTD.

ACCURATE & PROMPT DISPENSING

PERSONAL ATTENTION BY
THE PRINCIPALS

14A, HENRIETTA PLACE

(Corner of Welbeck Street)

LONDON · W.1

Telephone Welbeck 2703

Faithfully yours


PANKHURST & BARRETT LTD.

Dispensing Opticians

27, NEW CAVENDISH STREET, LONDON, W.1

250, IMPERIAL DRIVE, RAYNERS LANE, HARROW

THE FISON BINOCULAR INDIRECT OPHTHALMOSCOPE



This unique instrument is being used by surgeons in hospitals throughout the world as the first choice for detachment surgery, diagnosis and teaching.

The Reflecting Plate (inset above) enables two observers to view a fundus simultaneously. The Plate transmits about 50% of the light incident on it from the patient's fundus and reflects 50% towards the second observer. This accessory is thus excellent for teaching fundus appearances to students. Being portable, the Fison Ophthalmoscope with Reflecting Plate entirely supersedes other demonstrating ophthalmoscopes since it may be carried round wards and clinics.


The Keeler Instrument Showrooms at No. 39 Wigmore Street are well worthy of a visit - in addition to the above the whole range of instruments and equipment are available on trial and demonstration.

	<h1>Keeler</h1>	INSTRUMENTS THAT
		LEAD THE WORLD
39 WIGMORE STREET, LONDON, W.1, ENGLAND		
5536 BALTIMORE AVE., PHILADELPHIA, Pa., U.S.A.		



TRIAL CASES

We invite you to inspect our range



BRITISH STANDARD 3162/1959

**All lenses and mounts in Rayner Trial Cases
comply with this British Standard**

INSTRUMENT DEPARTMENT:

160 New Bond Street, London, W.1.

MAYfair 0128

BEXHILL, BIRKENHEAD, BOLTON, BRADFORD, BRIGHTON, BRIXTON, CHESTER, COVENTRY,
CREWE, DONCASTER, EASTBOURNE, ELLESMERE PORT, HALIFAX, HARROGATE, HASTINGS,
HEREFORD, HESWALL, HOVE, HUDDERSFIELD, HULL, LEAMINGTON, LEEDS, LEICESTER,
LIVERPOOL, LUDLOW, NORTHWICH, NUNEATON, OLDHAM, OSWESTRY, RHYL, RUGBY,
RUGELEY, SHREWSBURY, SOUTHPORT, STAFFORD, ST. HELENS, STOKE, STREATHAM,
WALLASEY, W. HARTLEPOOL, WORCESTER. Works: HOVE and LONDON.



CLINICAL PHOTOGRAPHY WITHOUT PROBLEMS

Details of the new,
easy to use, Hamblin Ultra-Close
Photographic Accessory Kit
appear on pages xxviii and xxix
in the advertisement section at
the back of this issue.

THEODORE HAMBLIN LTD

15 Wigmore Street. London, W.1.

FOR
REDUCTION
OF
INTRA-OCULAR
PRESSURE
IN
GLAUCOMA

the new
potent
carbonic anhydrase
inhibitor

DARANIDE Regd

Dichlorphenamide. Tablets of 50 mg.


Dosage range: $\frac{1}{2}$ -1 tablet,
once to four times daily.

*United Kingdom N.H.S. basic cost
of 12 tablets: 4s. 9½d.*



MERCK SHARP & DOHME LIMITED, HODDESDON, HERTS

THE ROPER-HALL FOREIGN BODY LOCATOR



This important new development, incorporating the Keeler Mec-Test principle, will detect the presence of any metal, magnetic or non-magnetic. **More important still, it identifies the foreign body as being ferrous or non-ferrous.**

FEATURES:

- "T" probe at maximum sensitivity will detect 1 mm. cube of steel from a distance of 30 mm. ($1\frac{1}{4}$ "); a fragment of a needle can be detected from 10 cm. (4").
- 'Spatula' probe will locate precise position within \pm 0.3 mm.
- Rechargeable battery, to eliminate mains voltage fluctuations, and ensure complete portability.
- "Change over" switch provided for recharging at any time when the locator is not in use.

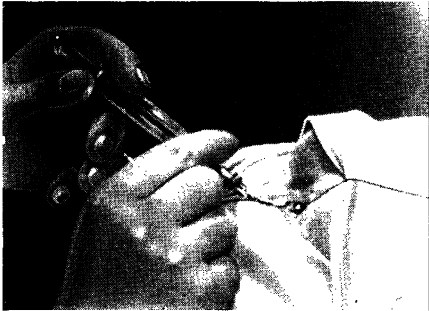
	<h1 style="margin: 0;">Keeler</h1>	INSTRUMENTS THAT LEAD THE WORLD
39 WIGMORE STREET, LONDON, W.1, ENGLAND		
5536 BALTIMORE AVE., PHILADELPHIA, Pa., U.S.A.		



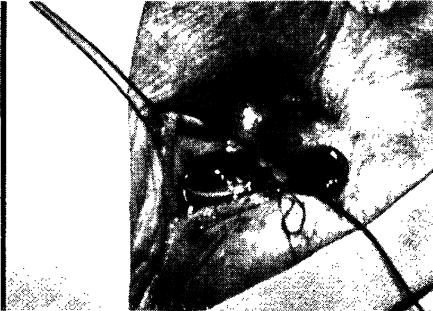
Zonulysin in cataract

Zonulysin is a highly purified, sterile freeze-dried Alpha-Chymotrypsin, which is particularly indicated for resolving the ciliary zonule.

Maw's Zonulysin is presented in a convenient form for this purpose, allowing easy preparation of a fresh solution for each procedure.



Zonulysin instilled to flood anterior and bathe suspensory ligament.



Suspensory ligament resolved giving easy withdrawal of crystalline lens.

Supplied in boxes of 6 ampoules, each containing 0.2 mgm. Alpha-Chymotrypsin together with 6 ampoules each containing 1.0 ml. of Saline diluent.


Enquiries to Ethical Department

S. MAW SON AND SONS LIMITED

ALDRSGATE HOUSE · BARNET · HERTFORDSHIRE



dispensing opticians




20 High Street,
Sutton, Surrey.
Telephone: VIGilant 2798.


45 Upper High Street.
Epsom, Surrey.
Telephone: EPSom 2300.

Chapel Road,
Worthing.
Telephone: Worthing 5193.

57b London Road,
Brighton.
Telephone: Brighton 29425.



Fashion Frames



* *

*A further example of the spectacle-maker's craft,
combined with the jeweller's. Hand-made frames,
trimmed hand-set rhinestones and pearls.*

Earrings to match.

* *

Made and Designed by

A. E. NEWBOLD, LTD

11b, Hay Hill, Berkeley Square, London, W.1

HYDE PARK 0946'6

Branch: 1 Broadway Buildings
BROMLEY, Kent

Branch: 64 High Street
BECKENHAM, Kent

Alfred Hawes

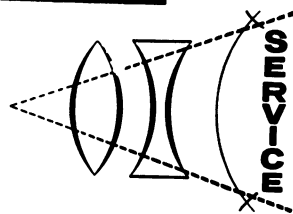
and Son Ltd.

THE HIGHEST STANDARDS OF OPTICAL DISPENSING

Our service to the Ophthalmic Medical Profession dates from the year 1840, for it was in that year that our firm was established in the City of London.

Tradition and service have, and always will play an important part of the life that is contained in the 'Square Mile', and although we have now extended our organisation to Branches in other parts of London and the Home Counties, we have been at pains to maintain at these other establishments the reputation that the City of London enjoys.

We look forward to dispensing the requirements of your patients, backed with the advantages of past experience coupled with attention to present advances.



HEAD OFFICE:

79-79a, LEADENHALL STREET, LONDON, E.C.3

TELEPHONE: AVENUE 4538/9

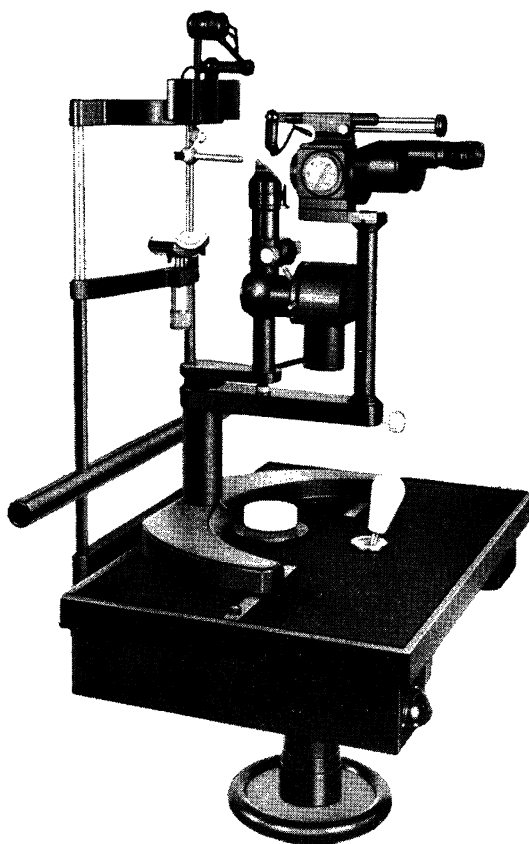
WEST END OFFICE: 25, NEW CAVENDISH STREET, LONDON, W.1. Telephone: WELbeck 7862

BRANCHES:

BOW:	<i>Advance 2103</i>	GUILDFORD:	<i>Guildford 4911</i>	ST. PAUL'S CRAY:	<i>Foots Cray 4803</i>
CHISLEHURST:	<i>Imperial 4433</i>	ILFORD:	<i>Valentine 5825</i>	STRATFORD:	<i>Maryland 3393</i>
CROYDON:	<i>Croydon 5779</i>	LEATHERHEAD:	<i>Leather'd 3157</i>	WALTHAMSTOW:	<i>Coppermill 5206</i>
DORKING:	<i>Dorking 3187</i>	LEWISHAM:	<i>Lee Green 2245</i>	WOKING:	<i>Woking 944</i>
ELTHAM:	<i>Eltham 4325</i>	LEYTON:	<i>Leytonstone 2109</i>	WALTON-ON-THAMES:	<i>Walton 1832</i>
GODALMING:	<i>Godalming 2088</i>	ROMFORD:	<i>Romford 42208</i>		

the
**CARL
 ZEISS**
 slit
 lamp

is now
 available
 for
 immediate
 delivery
 from stock



RENOWNED FOR ITS BRILLIANT ILLUMINATION,

the Carl Zeiss Slit Lamp has
 the following additional advantages:

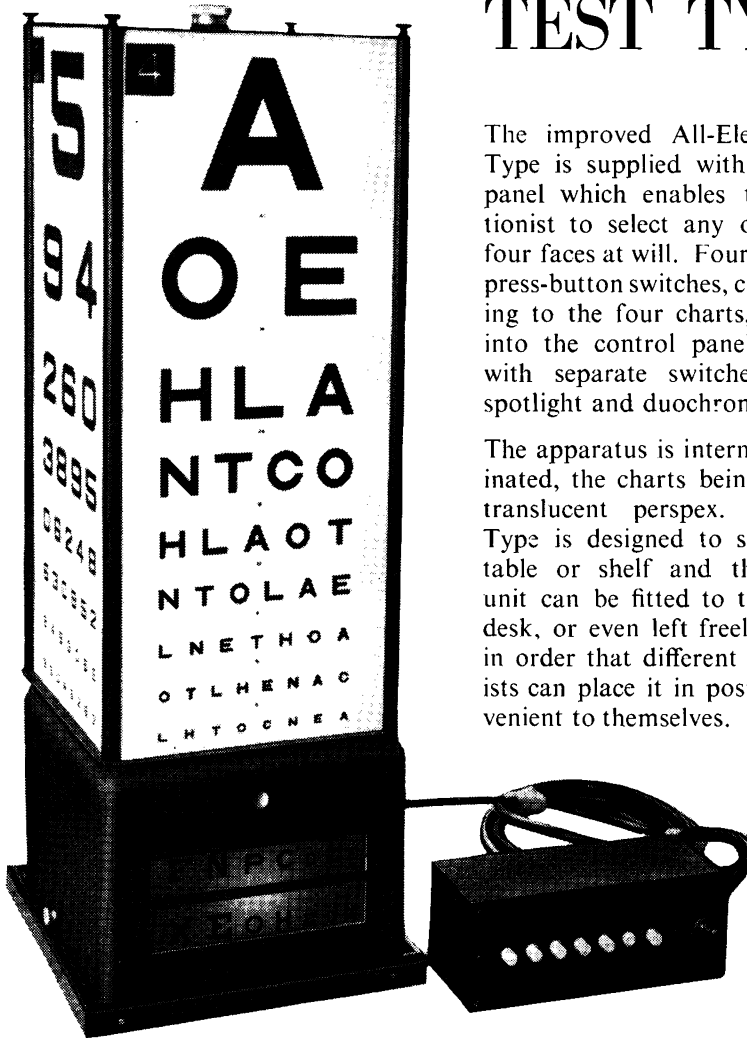
- * Rapid change between five different magnifications
- * Great depth of focus
- * Particularly sturdy design gives years of hard service
- * Easily equipped with full range of accessories:
 - [1] Camera equipment. [2] Hruby lens
 - [3] Tutor eyepiece. [4] Gonioscopy equipment
 - [5] Aplanation Tonometer

Illustrated booklet on request from

Degenhardt
 AND COMPANY LIMITED

6 Cavendish Square, London W1 Telephone LANgham 6097

NEW ALL-ELECTRIC TEST TYPE



The improved All-Electric Test Type is supplied with a control panel which enables the refractionist to select any one of the four faces at will. Four numbered press-button switches, corresponding to the four charts, are fitted into the control panel, together with separate switches for the spotlight and duochrome test.

The apparatus is internally illuminated, the charts being made of translucent perspex. The Test Type is designed to stand on a table or shelf and the control unit can be fitted to the wall or desk, or even left freely portable in order that different refractionists can place it in positions convenient to themselves.

CLEMENT CLARKE LTD.

INSTRUMENT DIVISION, WIGMORE STREET, LONDON, W.1



STANDARD TRIAL CASE

The contents of the case are as follows:

The lenses supplied in this case are the reduced aperture variety, mounted in 38 mm. diameter aluminium rims. Handles are fitted only to the spheres and accessories, but can also be fitted to the cylinders if requested.

Spheres 0.25 to 4 in $\frac{1}{4}$ s. 4.5 to 6 in $\frac{1}{2}$ s. 7 to 14 in 1s (no -13). 16 to 20 in 2s and -25.

Cylinders 0.25 - 3.50 in $\frac{1}{4}$ s. 4 to 6 in $\frac{1}{2}$ s.

Prisms $\frac{1}{2}$, 1, 2, 3, 4, 5, 6, 8, 10 and 12.

Accessories M.Rod, PH, S.S. Red, Green, 2 Blanks.

The tray is removable, and the case itself is attractively covered in Formica (medium oak colour), and is fitted with carrying handle, lock and key.

Standard Trial Case. Cat. No. 360.

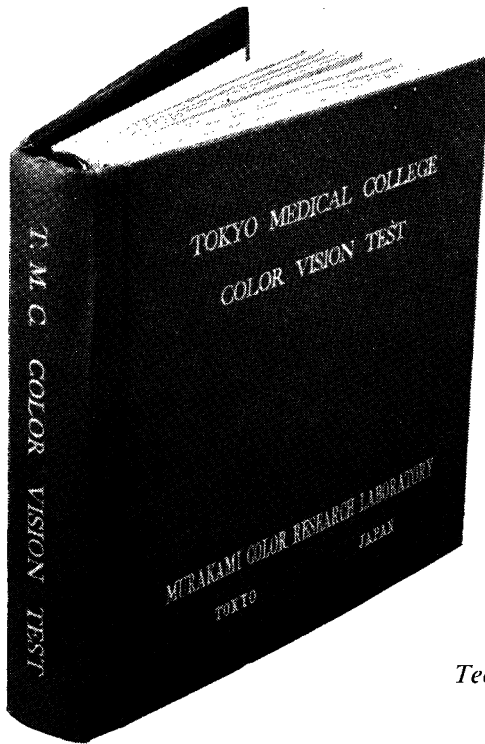
CLEMENT CLARKE LTD.

INSTRUMENT DIVISION, WIGMORE STREET, LONDON, W.1

A new Colour Vision Test

by PROF. KAKICHI UMAZUME

of TOKYO MEDICAL COLLEGE



PRINCIPAL FEATURES

1. Each colour chip painted by hand from media prepared to Spectrophotometric data and of enduring qualities superior to printers' colours.
2. Accuracy of screening. Differentiation between protans and deuters to an accuracy of 99.1%.
3. Simplicity of classification including plates for determining degree of abnormality.
4. Definite grading excludes malingering.
5. Inclusion of new plates for screening tritanopes.

Technical Pamphlet on application.


Price £7 7 0

CURRY & PAXTON LTD.

195-199, GREAT PORTLAND STREET and 22, WIGMORE STREET, LONDON, W.1
INSTRUMENT DEPT: 120 ALBERT STREET, LONDON, N.W.1. Tel.: GUL 7939

Principal Branches:

LIVERPOOL	SOUTHPORT	RICHMOND	NORWICH
GLASGOW	BATH	WARRINGTON	LOWESTOFT
BRISTOL	NOTTINGHAM	DERBY	LINCOLN



“CURPAX”

NEW MAJOR SYNOPTISCOPE

(BRITISH AND FOREIGN PATENTS PENDING)

The latest development for Orthoptic training including the new interchangeable eyepieces to provide alternative distance projection suggested by Dr. Stanworth of Manchester University. Full range of slides, after-image test and built-in transformer. Full details on application.

CURRY & PAXTON LTD.

195-199, GREAT PORTLAND STREET and 22, WIGMORE STREET, LONDON, W.1
INSTRUMENT DEPT: 120 ALBERT STREET, LONDON, N.W.1. Tel.: GUL 7939

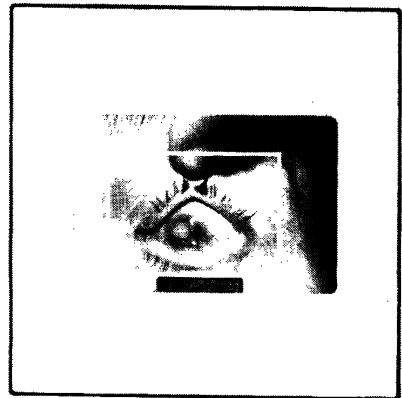
Principal Branches:

LIVERPOOL	SOUTHPORT	RICHMOND	NORWICH
GLASGOW	BATH	WARRINGTON	LOWESTOFT
BRISTOL	NOTTINGHAM	DERBY	LINCOLN

CLINICAL PHOTOGRAPHY WITHOUT PROBLEMS - *at a low price!*




Born photographers may not care for equipment which takes from them such varied technical considerations as light values, differential focussing, degrees Scheiner or A.S.A., colour temperature etc. They will, however, appreciate the moderate price of this outfit and the consistently good results obtained from it.



Colour transparencies, suitable for projection in a lecture theatre, are readily made, without photographic knowledge, by anyone in possession of this kit who follows the simple routine advocated. Black and white enlargements can be made from these transparencies for publications; the adjoining photograph was taken in this way by an ophthalmologist who had not previously handled the apparatus. It will be noticed that all planes of the photograph are in sharp definition.

The Hamblin Ultra-Close Accessory Kit is used in conjunction with an Ilford "Sports-lite" flashgun. The accessories are easily attached to or removed from the camera which is, therefore, always available for normal use.

Alternative areas of either $4\frac{1}{4}'' \times 3''$ or $2\frac{1}{2}'' \times 1\frac{3}{4}''$ (approximately) may be photographed. The former area is ideal for photographing the two eyes. The latter covers rather more than one orbit; it has been chosen partly to give the photographer some room for errors in alignment and partly to increase the depth of focus. Definition is adequate for considerable enlargement, as may be seen from the example, made from a portion of the original.



Developed at the suggestion of an ophthalmic surgeon, the kit incorporates several of his valuable ideas, amongst them a simple device for including a small label (bearing, perhaps, a case reference number) near one edge of the photograph.

A Pamphlet will gladly be sent.

THEODORE HAMBLIN LTD

15 Wigmore Street, London, W.1.

UNIVERSITY OF LONDON

INSTITUTE OF OPHTHALMOLOGY, JUDD STREET, LONDON, W.C.1Associated with
MOORFIELDS EYE HOSPITAL

Qualified Medical Practitioners may enter the practice of the Moorfields Eye Hospital at any time, and are, on certain conditions, eligible for appointment as Clinical Assistants.

Systematic courses suitable for Diploma and Degree examinations begin in OCTOBER and MARCH of each year.*For further particulars apply to the Dean.***EXAMINATION OF PATHOLOGICAL OPHTHALMIC SPECIMENS.**

The Department of Pathology of this Institute will examine and report on certain specimens sent by Ophthalmic Surgeons. Specimens sent from Hospitals for further examination should be sent through the particular Hospital Pathologist.

For particulars apply to the Director of the Department of Pathology.

OPPORTUNITY FOR OPHTHALMOLOGIST IN CANADA

Canadian Ophthalmologist, requires a well-trained Assistant. Excellent salary and future prospects. Reply giving age, details of training, experience, marital status and, if possible, enclose snapshot, to Box No. 40, British Journal of Ophthalmology, B.M.A. House, Tavistock Square, London, W.C.1.

**DEVELOPMENTAL
ABNORMALITIES
OF THE EYE**By **IDA MANN**

C.B.E., M.A., D.Sc., M.B., B.S., F.R.C.S., F.R.A.C.S.

SECOND EDITION REVISED AND ENLARGED

March, 1957. 419 pages. 284 illustrations, 68 in full colour.

90s. net (postage, 2s. inland, and overseas)*"A work which will be found to be indispensable to all practising ophthalmologists and sheds lustre on British ophthalmology."*—BRITISH JOURNAL OF OPHTHALMOLOGY.*"A beautiful book, well written, exquisitely illustrated. This book is a classic. A copy should be owned by every ophthalmologist. Though primarily for a reference, it makes exceedingly interesting reading from cover to cover."*—AMERICAN JOURNAL OF OPHTHALMOLOGY.**BRITISH MEDICAL ASSOCIATION****B.M.A. House, Tavistock Square, London, W.C.1****PHILADELPHIA - J. B. LIPPINCOTT COMPANY**

MONOGRAPH SUPPLEMENTS

TO BRITISH JOURNAL OF OPHTHALMOLOGY

- No. 3 THE NATURE OF THE INTRA-OCULAR FLUIDS** Price 7/6
(Sir Francis Laking Prize 1926-27)
 By W. STEWART DUKE-ELDER.
 140 pages, with Bibliography.
- No. 4 THE NATURE OF THE VITREOUS BODY** Price 5/-
 By W. STEWART DUKE-ELDER. 72 pages.
- No. 6 RADIANT ENERGY** Price 7/6
 as a Pathogenic and as a Therapeutic Agent
 in Ophthalmic Disorders
(The Gifford Edmonds Prize in Ophthalmology)
 By H. B. STALLARD. 128 pages.
- No. 9 ON THE CORRELATION OF SOME SENSORY AND PHYSIOLOGICAL PHENOMENA OF VISION** Price 5/-
 By W. D. WRIGHT and RAGNAR GRANIT. 80 pages.
- No. 10 OCULAR ONCHOCERCIASIS, INCLUDING AN INVESTIGATION IN THE GOLD COAST** Price 7/6
 By HAROLD RIDLEY.
 58 pages, with 27 illustrations and 3 colour plates.
- No. 11 UVEAL SARCOMATA** Price 10/-
 By J. D. MARTIN-JONES.
 94 pages, 22 illustrations.
- No. 12 OCULAR VERTICAL DEVIATIONS** Price 12/6
 By J. RINGLAND ANDERSON.
 108 pages, 37 illustrations.
- No. 13 AN EXPERIMENTAL AND CLINICAL STUDY OF THE REACTION OF THE ANTERIOR SEGMENT OF THE EYE TO CHEMICAL INJURY, WITH SPECIAL REFERENCE TO CHEMICAL WARFARE AGENTS** Price 21/-
 By IDA MANN, A. FIRIE, and B. D. PULLINGER.
 176 pages profusely illustrated in monochrome and colour.
- No. 14 THE INCIDENCE AND CAUSES OF BLINDNESS** Price 10/6
 An International Survey, 140 pages.
 By ARNOLD SORSBY.
 Nos. 1, 2, 5, 7 and 8 are out of print.

Publishing Manager

BRITISH MEDICAL ASSOCIATION

B.M.A. House, Tavistock Square, London, W.C.1

Selection

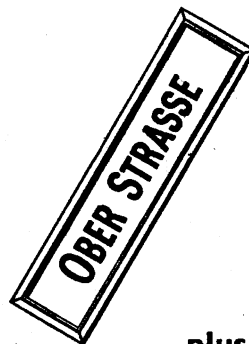
From some of the
World's Finest Spectacleware



Another example of German styling



... dispensed
with the inherited
skill of 86 years'
experience ...



... plus
attention
that is really
personal ...

... at
SPILLERS

GEORGE SPILLER,

Ltd.

41, WIGMORE ST., W.1

Tele.: WEL. 7471-2

Also at: 57, New Kings Road, Fulham, S.W.6.
457A, Finchley Road, N.W.3.

THE FIRST OPTICIAN
IN WIGMORE STREET.
ESTABLISHED 1873

Tele: REN 6995
New No. is: HAM 5524