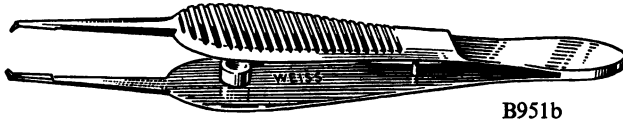


# JOHN WEISS & SON, LTD.

17 WIGMORE STREET,  
LONDON, W.1

Telephone: MUSeum 7733


## INSTRUMENTS FOR CORNEAL SUTURING



B951b

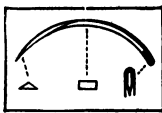


B874



B1053

- B951b.** Suture Forceps, corneal, St. Martin's, *stainless steel*.
- B874.** Forceps, corneal, Barraquer's *do.*
- B1053.** Scissors, miniature, for removal of corneal sutures, etc.



B607



B608



B609

- B607.** Needles corneal, Jameson Evans', 8, 10 and 14 mm.
- B608.** Ditto *do.* Kalt's, 12, 14 and 18 mm.
- B609.** Ditto *do.* Vogt's, 7, 10 and 14 mm.

You are cordially invited to visit our new Showrooms at 17, Wigmore Street, W.1, and inspect a comprehensive range of Ophthalmic Instruments and Apparatus.

**CLIFFORD BROWN L<sup>D</sup>.**

**45 WIGMORE STREET, LONDON, W.1**

**MANUFACTURING DISPENSING OPTICIANS**

*take pleasure in announcing the opening of a*

**NEW BRANCH**

**AT**

**KINGSGATE HOUSE**

**82 HIGH STREET**

**REDHILL**

Telephone: REDHILL 5600

---

**AND AT**

**113 STATION ROAD,  
REDHILL**

**25 CHURCH STREET,  
REIGATE**

**BRANCHES AT**

**EAST SHEEN, GLASGOW, KINGSTON, MANOR PARK, MORDEN,  
ORPINGTON, PERTH, PUTNEY, REDHILL, REIGATE, RICHMOND,  
S. WIMBLEDON, SUNDERLAND, TWICKENHAM, VICTORIA,  
WANDSWORTH, WATERLOO, WELLING, WIMBLEDON, WORTHING,  
WEST WORTHING**




BY APPOINTMENT OPTICIANS TO HER LATE MAJESTY QUEEN MARY

C. W. DIXEY & SON LTD.  
19 WIGMORE STREET : LONDON W.1.

TELEPHONE: LANGHAM 1713

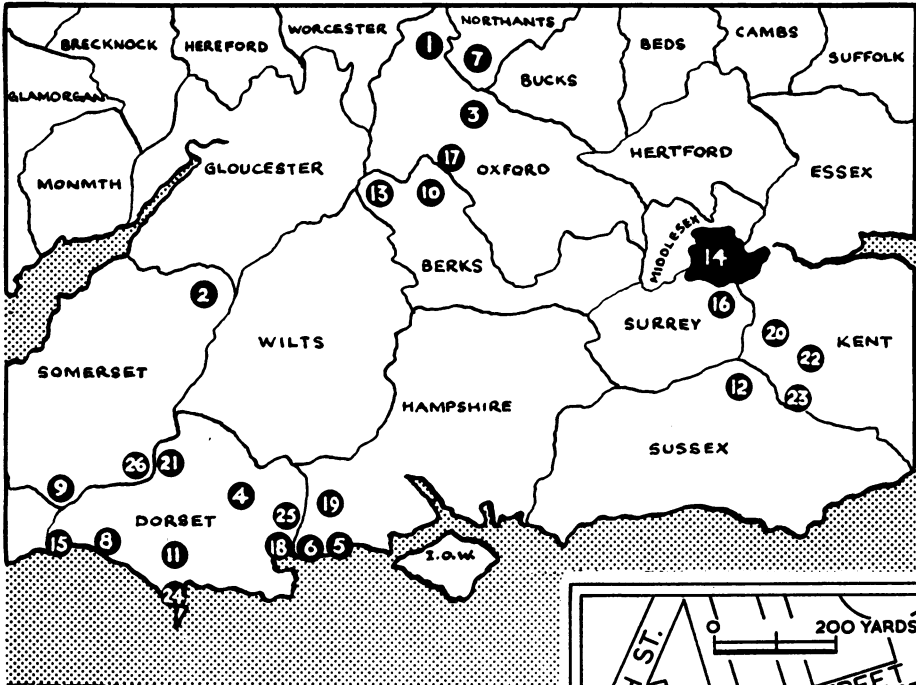
## OPHTHALMIC SURGICAL INSTRUMENTS AND APPARATUS



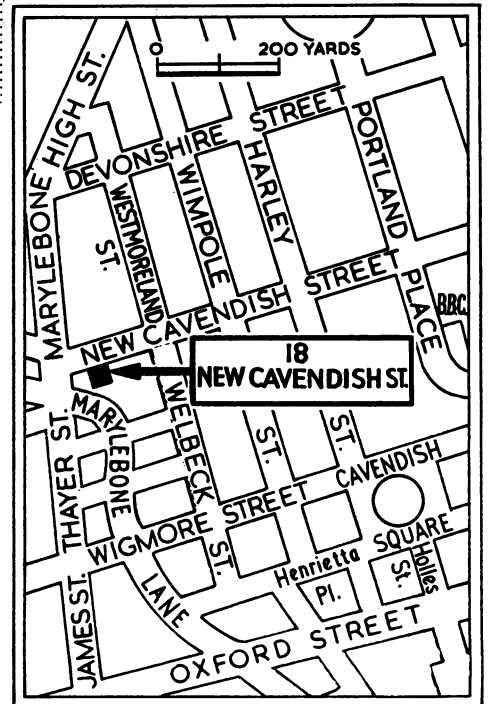
D1685

Ophthalmic Operation Table with screw geared head flap,  
rigid trunk section and mounted on hydraulic pump base.

*Catalogue on request*



- |                    |                     |
|--------------------|---------------------|
| 1. BANBURY         | 14. L O N D O N     |
| 2. B A T H         | 15. LYME REGIS      |
| 3. BICESTER        | 16. MITCHAM         |
| 4. BLANDFORD       | 17. O X F O R D     |
| 5. BOSCOMBE        | 18. P O O L E       |
| 6. BOURNEMOUTH     | 19. R I N G W O O D |
| 7. BRACKLEY        | 20. SEVENOAKS       |
| 8. BRIDPORT        | 21. SHERBORNE       |
| 9. C H A R D       | 22. TONBRIDGE       |
| 10. D I D C O T    | 23. TUNBRIDGE WELLS |
| 11. DORCHESTER     | 24. WEYMOUTH        |
| 12. EAST GRINSTEAD | 25. W I M B O R N E |
| 13. FARINGDON      | 26. Y E O V I L     |



**MELSON WINGATE LIMITED**

*“We did not want to leave Wigmore Street. We thought it was a nasty blow after so many years. How glad we are, however, that we were forced to do so. Larger, lighter, and all on one floor, our new premises have greatly pleased all who have entered therein.”*

**Melson Wingate Ltd**

**18 NEW CAVENDISH STREET  
LONDON W.1.**

**TELEPHONE: WELbeck 8710**



*Hi-Lyne* by Clement Clarke

**Accurate dispensing . . .**  
**individual styling**

Service to the Consultant and his patient is  
available through forty-three branches.

**CLEMENT CLARKE LTD.**

WIGMORE STREET, LONDON, W.1. Telephone: LANgham 2242

---



*Harcourt* by Clement Clarke

**Accurate dispensing . . .**  
**individual styling**

Service to the Consultant and his patient is  
available through forty-three branches

**CLEMENT CLARKE LTD.**  
*WIGMORE STREET, LONDON, W.1. Telephone: LANgham 2242*

---

# *Alfred Hawes*

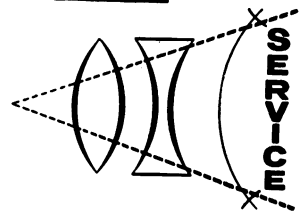
*and Son Ltd.*

## THE HIGHEST STANDARDS OF OPTICAL DISPENSING

Our service to the Ophthalmic Medical Profession dates from the year 1840, for it was in that year that our firm was established in the City of London.

Tradition and service have, and always will play an important part of the life that is contained in the 'Square Mile', and although we have now extended our organisation to Branches in other parts of London and the Home Counties, we have been at pains to maintain at these other establishments the reputation that the City of London enjoys.

We look forward to dispensing the requirements of your patients, backed with the advantages of past experience coupled with attention to present advances.



HEAD OFFICE:

79-79a, LEADENHALL STREET, LONDON, E.C.3

TELEPHONE: AVENUE 4538/9

WEST END OFFICE: 25, NEW CAVENDISH STREET, LONDON, W.1. Telephone: WELbeck 7862

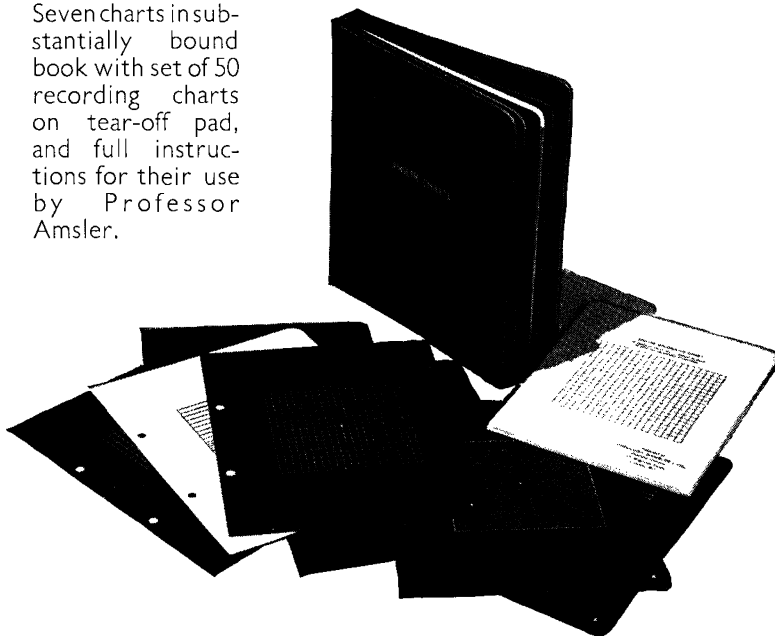
BRANCHES:

BOW:	<i>Advance</i> 2103	GUILDFORD:	<i>Guildford</i> 4911	ST. PAUL'S CRAY:	<i>Foots Cray</i> 4803
CHISLEHURST:	<i>Imperial</i> 4433	ILFORD:	<i>Valentine</i> 5825	STRATFORD:	<i>Maryland</i> 3393
CROYDON:	<i>Croydon</i> 5779	LEATHERHEAD:	<i>Leatherh'd</i> 3157	WALTHAMSTOW:	<i>Coppermill</i> 5206
DORKING:	<i>Dorking</i> 3187	LEWISHAM:	<i>Lee Green</i> 2245	WOKING:	<i>Woking</i> 944
ELTHAM:	<i>Eltham</i> 4325	LEYTON:	<i>Leytonstone</i> 2109	WALTON-ON-THAMES:	<i>Walton</i> 1832
GODALMING:	<i>Godalming</i> 2088	ROMFORD:	<i>Romford</i> 42208		



## Amsler Charts Manual

Seven charts in substantially bound book with set of 50 recording charts on tear-off pad, and full instructions for their use by Professor Amsler.



These charts, designed by Professor Marc Amsler of Zürich, make it possible to detect, localise, and analyse the visual functional disturbances (metamorphopsia, relative scotoma) which accompany the beginning and evolution of maculopathies. Many functional disturbances affecting the central and paracentral region of the field escape the usual quantitative test of central vision since it does not really bring into account the quality of the visual trouble. By means of these charts and the method and technique of examination described by Professor Amsler such qualitative measurements are easily made.


*Note.—Spanish, French and German editions are available at same price.*

**THEODORE HAMBLIN LTD**

15 Wigmore Street, London, W.1.

# CUBE "E" TEST

DESIGNED TO FACILITATE ASSESSMENT OF VISUAL ACUITY IN VERY YOUNG CHILDREN. The 'toy brick' character of the plastic cube attracts the interest of the child more readily than the conventional test chart.



THE CUBE IS NOW MADE IN TWO SIZES — FOUR INCH AND THREE INCH. THE FOUR INCH CUBE IS AVAILABLE WITH SNELLEN LETTERS RANGING FROM 6/60 DOWN TO 6/9 OR 6/36 TO 6/6. THE SMALLER CUBE BEARS 6/36 TO 6/6.

A key "E" is supplied with each cube "E" test.

DESIGNED AND PRODUCED BY STERCKS MARTIN LTD LONDON W.1

**Stercks Martin**

INSTRUMENT DEPARTMENT

10, NEW CAVENISH ST.  
LONDON W.1

TEL: 01-253 8711

SOLE AGENTS FOR GAMBS OF LYON

# OCULAR PROSTHETICS

MR. STEER WARDMAN

*Artificial Eye Specialist*

of

***Brooks & Wardman***

*Dispensing Opticians*

*Artificial Eye Makers*

24 REGENT STREET

NOTTINGHAM

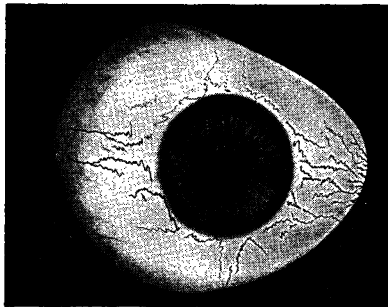
Telephone: 46309 2 Lines

*Also attends by appointment at the following addresses:*

91, Cornwall Street,  
BIRMINGHAM, 3.  
Phone: Central 0583

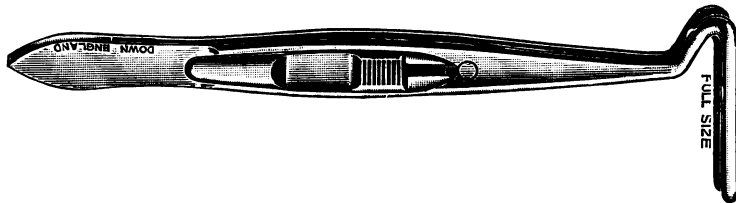
28, Watson Road,  
WORKSOP, NOTTS.  
Phone: 3204

J. W. WARDMAN LTD.,  
Dispensing Opticians,  
54, Duke Street,  
DARLINGTON.  
Phone 66089



My work covers all recent advances in ocular prostheses,  
magnetic artificial eyes, and facial prostheses.

**NEW ITEMS**



BERKE PTOSIS CLAMP for ILIFF OPERATION

**DOWN BROS. and MAYER & PHELPS Ltd.**

CHURCH PATH,  
MITCHAM, SURREY

32-34, NEW CAVENDISH STREET,  
LONDON, W.1

70, GRENVILLE STREET,  
TORONTO CANADA

*Faithfully yours*

**PANKHURST & BARRETT LTD.**

*Dispensing Opticians*

27, NEW CAVENDISH STREET, LONDON, W.1

250, IMPERIAL DRIVE, RAYNERS LANE, HARROW



THE  
**L. V. A.  
SCHEME**

for helping the partially-sighted :  
Based upon three distinct operations :

- (1) Quantitative Assessment of Magnification :
- (2) Practical Verification up to 20 X Magnification :
- (3) Standardised Dispensing.



The illustration alongside shows a child using one of the many visual aids available in the L.V.A. Scheme.

Many partially-sighted schoolchildren have been assisted under this Scheme, which is of particular benefit in accelerating educational progress.




*The ways in which this Scheme is being introduced into many parts of the world vary slightly according to local and national practices.*

*Experienced staff is always at the disposal of surgeons and hospitals wishing to establish L.V.A. Centres.*

**C. DAVIS KEELER LIMITED**  
**39, WIGMORE STREET, LONDON, W.1.**

the  
**CARL  
 ZEISS**  
 slit  
 lamp

is now  
 available  
 for  
 immediate  
 delivery  
 from stock



**RENOWNED FOR ITS BRILLIANT ILLUMINATION,**


the Carl Zeiss Slit Lamp has  
 the following additional advantages:

- \* Rapid change between five different magnifications
- \* Great depth of focus
- \* Particularly sturdy design gives years of hard service
- \* Easily equipped with full range of accessories:
  - [1] Camera equipment. [2] Hruby lens
  - [3] Tutor eyepiece. [4] Gonioscopy equipment
  - [5] Aplanation Tonometer

Illustrated booklet on request from

**D**egenhardt  
 AND COMPANY LIMITED

6 Cavendish Square, London W1 Telephone LANgham 6097



## Hamblin Purvis Streak Retinoscope

. . . . . for the rapid and accurate assessment of refractive errors. The brilliant streak of light projected simplifies the location of the axis of astigmatism; the streak clearly shows on the trial frame, whence the angle may be read. Controls for brightness, width and angle of the streak are within easy reach of the fingers

Complete in case.



**THEODORE HAMBLIN LTD**

15 Wigmore Street, London, W.1.



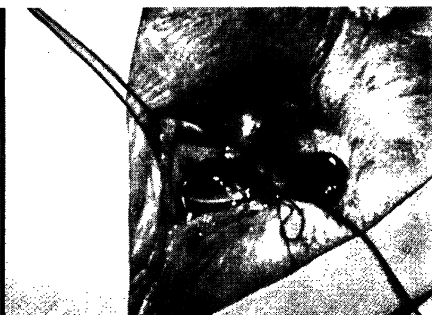
## Zonulysin in cataract

Zonulysin is a highly purified, sterile freeze-dried Alpha-Chymotrypsin, which is particularly indicated for resolving the ciliary zonule.

Maw's Zonulysin is presented in a convenient form for this purpose, allowing easy preparation of a fresh solution for each procedure.



Zonulysin instilled to flood anterior and bathe suspensory ligament.



Suspensory ligament resolved giving easy withdrawal of crystalline lens.

Supplied in boxes of 6 ampoules, each containing 0.2 mgm. Alpha-Chymotrypsin together with 6 ampoules each containing 1.0 ml. of Saline diluent.


*Enquiries to Ethical Department*

**S. MAW SON AND SONS LIMITED**

ALDERSGATE HOUSE · BARNET · HERTFORDSHIRE



## THE ROPER-HALL FOREIGN-BODY LOCATOR & DISCRIMINATOR




This important new development, incorporating the Keeler Mec-Test principle, will detect the presence of any metal, magnetic or non-magnetic. More important still, it will identify the foreign body as being ferrous or non-ferrous.

*FEATURES OF NOTE ARE AS FOLLOWS:—*


- Powered by Rechargeable batteries, therefore completely portable; mains voltage fluctuations eliminated.
- "T" probe at maximum sensitivity will detect 1 mm. cube of steel from a distance of 30 mm.; a fragment of a needle can be detected from 10 cm.
- Spatula probe will locate precise position within  $\pm 0.3$  mm.
- "Change-over" switch provided for recharging at any time when the apparatus is not in use.

**C. DAVIS KEELER LIMITED**  
**39, WIGMORE STREET, LONDON, W.1.**



## Hamblin Universal Slit Lamp

This low-priced Slit Lamp, simple and robust, ensures freedom from complex maintenance worries. The microscope and light source, being independent of one another, permit an infinite variety of adjustments. Settings to the chin and head rest are quick and easy. Vertical displacement of the light spot assists in the detection of aqueous flare. As the instrument requires no special table, floor space need not be occupied permanently. The compactness of this Slit Lamp makes it readily transportable.



Illumination is by a 12-volt, 24-watt bulb off a mains transformer (in remote places the Slit Lamp can be run from a car battery). Objectives ( $\times 2$  and  $\times 4$ ) and eyepieces ( $\times 5$  and  $\times 10$ ) provide a magnification range of 10, 20 and 40 diameters. An adjustable table is available.

**THEODORE HAMBLIN LTD**

15 Wigmore Street, London, W.1.



20 High Street,  
**Sutton, Surrey.**

*Telephone: VIGilant 2798.*

Chapel Road,  
**Worthing.**

*Telephone: Worthing 5193.*

45 Upper High Street.  
**Epsom, Surrey.**

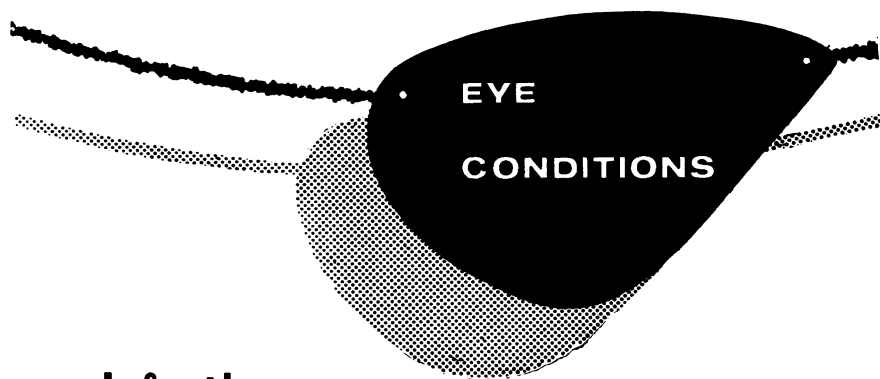
*Telephone: EPSom 2300.*

57b London Road,  
**Brighton.**

*Telephone: Brighton 29425.*



IN  
THE  
TREATMENT  
OF



**Infective**

**CHLOROMYCETIN\***  
**Ophthalmic**  
**CHLOROMYCETIN\***  
**Ophthalmic Ointment**  
**APLICAPS of**  
**Chloromycetin**  
**Ophthalmic Ointment**

**Inflammatory**

**CHLOROMYCETIN\***  
**HYDROCORTISONE**  
**Ophthalmic**  
**CHLOROMYCETIN\***  
**HYDROCORTISONE**  
**Ophthalmic Ointment**




\*Trade Mark

**PARKE, DAVIS & COMPANY** *Inc. U.S.A. Liability Limited*

HOUNSLOW MIDDLESEX Telephone: HOUNSLOW 2361

## *Fashion Frames*



\* \*

*A further example of the spectacle-maker's craft,  
combined with the jeweller's. Hand-made frames,  
trimmed hand-set rhinestones and pearls.  
Earrings to match.*

\* \*

*Made and Designed by*

**A. E. NEWBOLD, LTD**

**11b, Hay Hill, Berkeley Square, London, W.1**

*HYDE PARK 0946'6*

Branch: 1 Broadway Buildings  
BROMLEY, Kent

Branch: 64 High Street  
BECKENHAM, Kent

# BORALINE

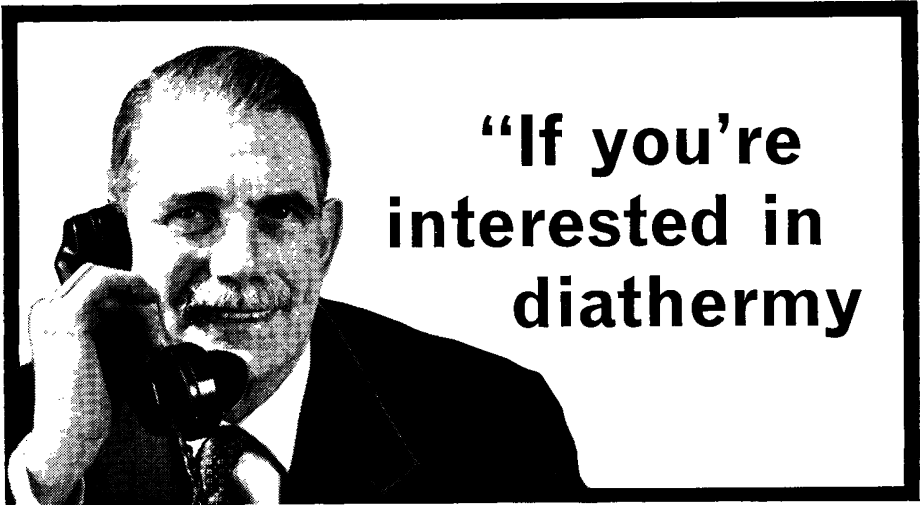
decongestive  
mildly  
antiseptic

ideal in  
conjunctival  
irritation



*Sole distributors:*

**COATES & COOPER LTD.** WEST DRAYTON, MIDDLESEX



Go ahead.

*Have you seen the new miniature ophthalmic diatherm? You know how the backroom boffins are making everything smaller these days . . .*

Yes, I know. But I haven't seen this new one. Is it portable?

*Very definitely. The smallest nurse in the hospital could lift it with two fingers. Weighs about ten pounds.*

That's certainly an advantage. More important, does it work?


*Not a doubt of it - I shouldn't have rung otherwise. It's already been used in a busy theatre for sixteen months without defect, and has proved robust, reliable, and easy to work. To save weight and space it has cut out certain inessentials available on the larger machines, but it does have everything necessary for ophthalmic diathermy. Above all, you can work it by yourself.*

I no longer need a specially trained assistant, then?

*Exactly. It can be clamped to a standard lithotomy post or a floor stand, the lead may be kept as short as you wish, and you operate the controls yourself by means of detachable, sterilisable knobs.*

the manchester  
OPHTHALMIC DIATHERM

*Developed in conjunction with the Manchester Eye Hospital*





You mean that now I need only a nurse and anæsthetist, and though the instrument itself is not sterile the part I touch is.

*Exactly.*

And that I can put it on the seat of my car and take it to the patient, instead of always having to get the patient to a central hospital.

*I couldn't have put it better. Interested?*

Very. Sounds most useful.

*I thought you'd like to hear about it. It was developed by Rayner's in conjunction with the Royal Eye Hospital, Manchester and I believe they are calling it the Manchester Ophthalmic diatherm, they have branches all over the place, so -*

The Manchester Ophthalmic Diatherm! Yes, I'll make a note of it. I'm most grateful to you.

*Not at all. Anything that makes eye surgery easier . . .*

Yes, the Manchester Ophthalmic Diatherm *does* make Diathermy easier. Send for full details to:—

INSTRUMENT DEPARTMENT

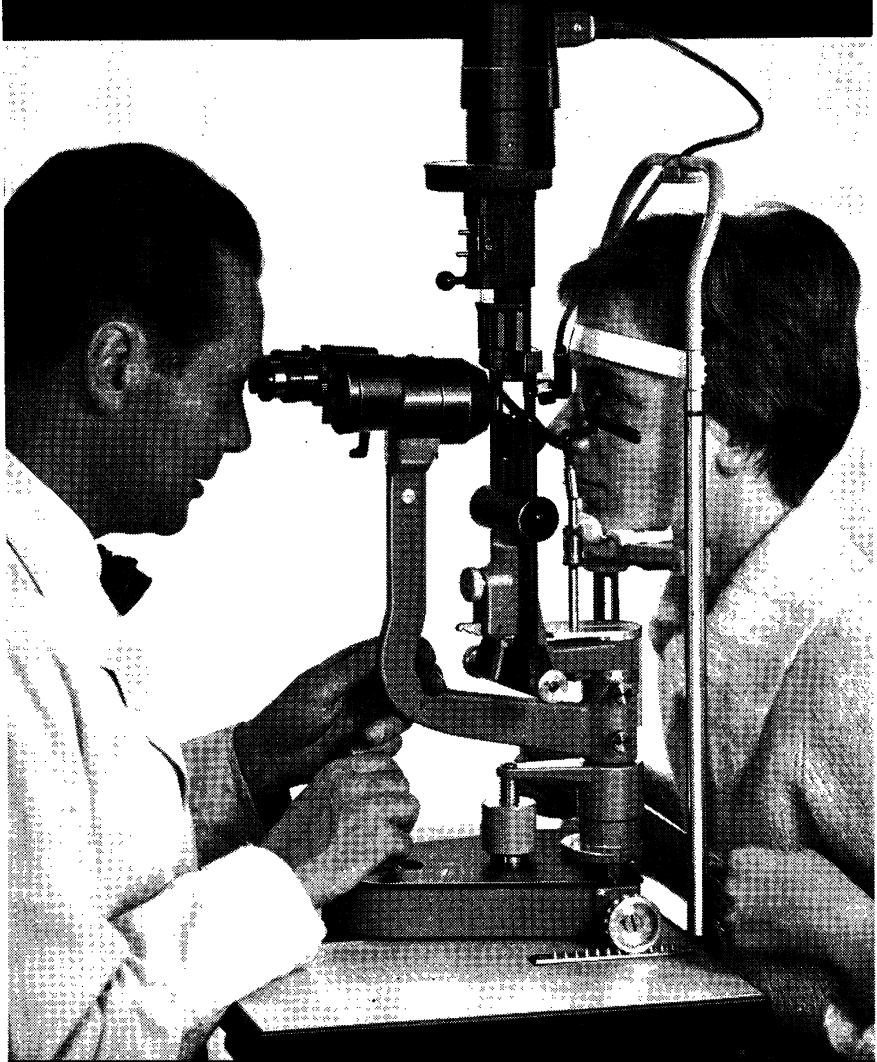
*Rayner*

160 NEW BOND STREET LONDON W1 MAYFAIR 0128

*Branches at:-* BEXHILL BIRKENHEAD BOLTON BRADFORD BRIGHTON BRIXTON CHESTER COVENTRY  
CREWE DONCASTER EASTBOURNE ELLESMERE PORT HALIFAX HARROGATE HASTINGS HEREFORD HESWALL  
HOVE HUDDERSFIELD HULL LEAMINGTON LEEDS LEICESTER LIVERPOOL LUDLOW NORTHWICH  
NUNEATON OLDHAM OSWESTRY RHYL RUGBY RUGELEY SHREWSBURY SOUTHPORT STAFFORD ST. HELENS  
STOKE STREATHAM WALLASEY WEST HARTLEPOOL WORCESTER *Works:-* HOVE AND LONDON



# The HAAG-STREIT Slit Lamp '900'



**CLEMENT CLARKE LTD.**

## The HAAG-STREIT Slit Lamp '900'

*The HAAG-STREIT Slit Lamp '900'*  
*represents a very exceptional advance in design, the*  
*result of years of intensive research.*

### STAR FEATURES

- \* Precentred and prefocused bulb, burning cap uppermost. Illumination 30% above previous model.
- \* Overload switch nearly doubles illumination.
- \* Slit rotates through 180°. No deviating prism used.
- \* Unique inclining device provides horizontal *sections*.
- \* Hruby Lens preset and linked to microscope.
- \* Non-dazzling fixation target focused at far point.
- \* Aplanation Tonometer attached and removed at will.
- \* New Fundus Lens for high myopes available.
- \* Measuring device available.

*Please write for informative booklet and detailed quotations.*

**CLEMENT CLARKE ARE THE  
SOLE AGENTS IN THE UNITED KINGDOM  
FOR HAAG-STREIT**

Instrument Division, Wigmore St., London, W.1.



## THE NEW STANDARD TRIAL CASE

M.I.

*We specialise in  
trial case cabinets  
and trolleys  
to individual  
requirements*

Our Standard Trial Case now contains our major range of small aperture trial lenses fitted in a solidly made panelled, lift-off lid case with removable tray. The lid is secured by 2 strong spring clasps and a lock and key is provided. Can be supplied in natural mahogany or oak.

The lenses are well spaced for easy removal. The indices are clearly engraved on white plastic with black figures. Outside measurements  $21'' \times 15\frac{3}{4}'' \times 2\frac{3}{4}''$  approx.

Price £60

### CONTENTS

33 Pairs each of Plus and Minus Spheres.  
0.12  
0.25 to 4.00 in steps of 0.25 Dioptres.  
4.50 to 7.00 in steps of 0.50 Dioptres.  
8.00 to 14.00 in steps of 1.00 Dioptres.  
16.00 to 20.00 in steps of 2.00 Dioptres.

19 Pairs each Plus and Minus Cylinders.  
0.12.  
0.25 to 3.00 in steps of 0.25 Dioptres.  
3.50 to 6.00 in steps of 0.50 Dioptres.  
8 Prisms —  $\frac{1}{2}$ , 1, 1, 2, 3, 4, 6, 8.

9 Accessories:  
Maddox Rod.  
Red & Green Glass.  
2 Cross Lines.  
Occluder Disc.  
Pin Hole.  
Stenopaic Slit.  
Frosted Glass.

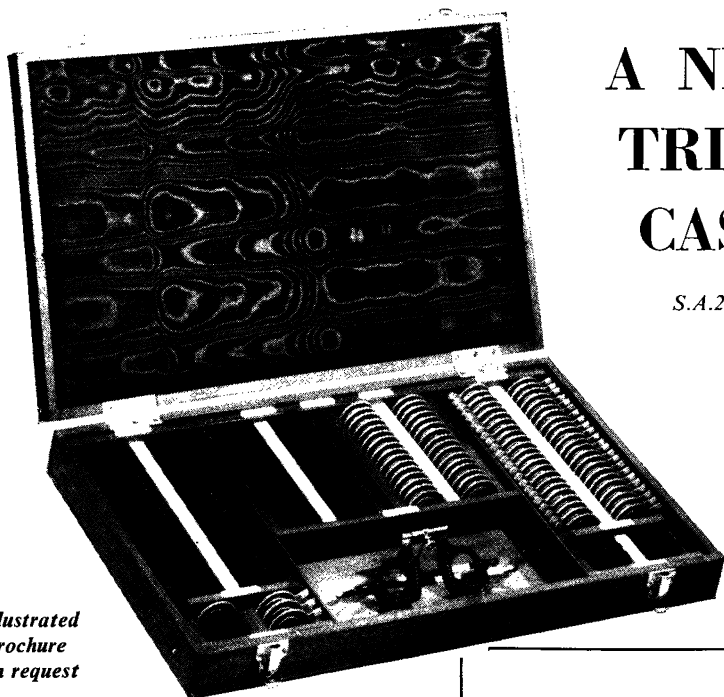
TOTAL Number of Lenses — 225

## CURRY & PAXTON LTD.

195-199, GREAT PORTLAND STREET and 22, WIGMORE STREET, LONDON, W.1.  
INSTRUMENT DEPT: 120/126 ALBERT STREET, LONDON, N.W.1. Tel.: GUL 7939

### Principal Branches:

LIVERPOOL	SOUTHPORT	RICHMOND	NORWICH
GLASGOW	BATH	WARRINGTON	LOWESTOFT
BRISTOL	NOTTINGHAM	DERBY	LINCOLN



*Illustrated  
Brochure  
on request*

This new Trial Case is smaller than our well-known Major range of Trial Cases, but is ideally suited for consulting room or travelling.

The lenses are standard 38 mm. with a lens aperture of 20 mm. diameter surfaced Plano convex or concave to give the maximum degree of correction during testing. The rims are made from solid aluminium and anodised Black for concave lenses and either Satin Silver or Red for convex powers.

The well-made panelled case can be supplied in Oak or Mahogany and has a lift-off lid, fixed tray and a large space for Trial Frames, Cross Cylinders, etc. Outside measurements 20" x 12" x 2½" approx. Price . . . £43 10s. 0d.

## A NEW TRIAL CASE

*S.A.2.B.*

### CONTENTS

23 Pairs each of Plus & Minus Spheres  
 0.25 to 3.00 in steps of 0.25 D.  
 3.50 to 5.00 in steps of 0.50 D.  
 6.00 to 8.00 in steps of 1.00 D.  
 10.00 to 16.00 in steps of 2.00 D.

16 Pairs each of Plus & Minus Cylinders  
 0.25 to 3.50 in steps of 0.25 D.  
 4.00 to 5.00 in steps of 1.00 D.  
 3 Single Prisms - 2, 4, and 6  
 9 Accessories

TOTAL Number of Lenses — 168

## CURRY & PAXTON LTD.

195-199, GREAT PORTLAND STREET and 22, WIGMORE STREET, LONDON, W.1

INSTRUMENT DEPT: 120/126 ALBERT STREET, LONDON, N.W.1. Tel.: GUL 7939


### Principal Branches:

LIVERPOOL	SOUTHPORT	RICHMOND	NORWICH
GLASGOW	BATH	WARRINGTON	LOWESTOFT
BRISTOL	NOTTINGHAM	DERBY	LINCOLN

# CLINICAL PHOTOGRAPHY WITHOUT PROBLEMS - *at a low price!*




Born photographers may not care for equipment which takes from them such varied technical considerations as light values, differential focussing, degrees Scheiner or A.S.A., colour temperature etc. They will, however, appreciate the moderate price of this outfit and the consistently good results obtained from it.



Colour transparencies, suitable for projection in a lecture theatre, are readily made, without photographic knowledge, by anyone in possession of this kit who follows the simple routine advocated. Black and white enlargements can be made from these transparencies for publications; the adjoining photograph was taken in this way by an ophthalmologist who had not previously handled the apparatus. It will be noticed that all planes of the photograph are in sharp definition.

The Hamblin Ultra-Close Accessory Kit is used in conjunction with an Ilford "Sportsman" Camera and "Sportslite" flashgun. The accessories are easily attached to or removed from the camera which is, therefore, always available for normal use.

Alternative areas of either  $4\frac{1}{4}'' \times 3''$  or  $2\frac{1}{2}'' \times 1\frac{3}{4}''$  (approximately) may be photographed. The former area is ideal for photographing the two eyes. The latter covers rather more than one orbit; it has been chosen partly to give the photographer some room for errors in alignment and partly to increase the depth of focus. Definition is adequate for considerable enlargement, as may be seen from the example, made from a portion of the original.



Developed at the suggestion of an ophthalmic surgeon, the kit incorporates several of his valuable ideas, amongst them a simple device for including a small label (bearing, perhaps, a case reference number) near one edge of the photograph.

*A Pamphlet will gladly be sent.*

**THEODORE HAMBLIN LTD**

15 Wigmore Street, London, W.1.

UNIVERSITY OF LONDON

**INSTITUTE OF OPHTHALMOLOGY, JUDD STREET, LONDON, W.C.1**Associated with  
**MOORFIELDS EYE HOSPITAL**

Qualified Medical Practitioners may enter the practice of the Moorfields Eye Hospital at any time, and are, on certain conditions, eligible for appointment as Clinical Assistants.

**Systematic courses suitable for Diploma and Degree examinations begin in OCTOBER and MARCH of each year.***For further particulars apply to the Dean.*

EXAMINATION OF PATHOLOGICAL OPHTHALMIC SPECIMENS.

The Department of Pathology of this Institute will examine and report on certain specimens sent by Ophthalmic Surgeons. Specimens sent from Hospitals for further examination should be sent through the particular Hospital Pathologist.

For particulars apply to the Director of the Department of Pathology.

**ROYAL EYE HOSPITAL****ST. GEORGE'S CIRCUS, S.E.1**

Telephone: WATERLOO 4477



The clinical practice of the Hospital is open to postgraduate students. There are over 1,450 admissions annually and large daily out-patient clinics.

Courses of advanced tuition are held for the hospital medical staff; other suitable students are admitted as numbers permit.

**The *Wrayflex* in**  
**OPHTHALMOLOGY**  
for Photomicroscopy  
and Macrography

Illustrations show  
the camera fitted  
to a microscope  
and attached  
to copying  
stand

*Write for 16pp  
Illustrated Brochure*

**WRAY (OPTICAL WORKS) LTD., BROMLEY, KENT**

**W. CALLAGHAN & S. P. HOLLOWAY LTD.**

ACCURATE & PROMPT DISPENSING

PERSONAL ATTENTION BY  
THE PRINCIPALS

**14A, HENRIETTA PLACE**

*(Corner of Welbeck Street)*

**LONDON · W.1**

*Telephone Welbeck 2703*

**GEORGE ODELL LTD.**  
**DISPENSING OPTICIANS**

A. H. ODELL, *Managing Director.*

*Members of the Guild of*

M. ODELL, *Secretary.*

*British Dispensing Opticians*

Makers of spectacles of a fine precision and of a standard worthy of the best work of British craftsmen—a very important but fast-dwindling section of the optical industry.

Frames are made and mounted to the individual measurements of each patient and both frame and lenses periodically checked during the course of production.

The finished spectacles are finally checked by a qualified dispensing optician and whenever possible, personally fitted on every patient.

**31, KING STREET,  
ST. JAMES'S, S.W.1**  
Whitehall 9987

**36, WELBECK STREET  
W.1**  
Welbeck 5320



## OPPORTUNITY FOR OPHTHALMOLOGIST IN CANADA

Canadian Ophthalmologist, requires a well-trained Assistant. Excellent salary and future prospects. Reply giving age, details of training, experience, marital status and, if possible, enclose snapshot, to Box No. 40, British Journal of Ophthalmology, B.M.A. House, Tavistock Square, London, W.C.1.

## OPHTHALMIC LITERATURE

A Comprehensive Abstracting Service Covering Ophthalmic Journals and Articles of Ophthalmic Interest from all Countries of the World and Catering for Every Branch of Ophthalmology, Clinical and Scientific

SIX ISSUES AND INDEX YEARLY

ANNUAL SUBSCRIPTION £4 4s. 0d. POST FREE

COMBINED ANNUAL SUBSCRIPTION FOR BRITISH JOURNAL OF OPHTHALMOLOGY AND OPHTHALMIC LITERATURE £9 0s. 0d.

**BRITISH MEDICAL ASSOCIATION**

**B.M.A. HOUSE, TAVISTOCK SQUARE, LONDON, W.C.1**

## DEVELOPMENTAL ABNORMALITIES OF THE EYE

By **IDA MANN**

C.B.E., M.A., D.Sc., M.B., B.S., F.R.C.S., F.R.A.C.S.

**SECOND EDITION REVISED AND ENLARGED**

March, 1957. 419 pages. 284 illustrations, 68 in full colour.

90s. net (postage, 2s. inland, and overseas)

*"A work which will be found to be indispensable to all practising ophthalmologists and sheds lustre on British ophthalmology."*—BRITISH JOURNAL OF OPHTHALMOLOGY.

*"A beautiful book, well written, exquisitely illustrated. This book is a classic. A copy should be owned by every ophthalmologist. Though primarily for a reference, it makes exceedingly interesting reading from cover to cover."*—AMERICAN JOURNAL OF OPHTHALMOLOGY.

**BRITISH MEDICAL ASSOCIATION**

**B.M.A. House, Tavistock Square, London, W.C.1**

PHILADELPHIA - J. B. LIPPINCOTT COMPANY

# MONOGRAPH SUPPLEMENTS

TO BRITISH JOURNAL OF OPHTHALMOLOGY

- No. 3 THE NATURE OF THE INTRA-OCULAR FLUIDS** Price 7/6  
*(Sir Francis Laking Prize 1926-27)*  
 By W. STEWART DUKE-ELDER.  
 140 pages, with Bibliography.
- No. 4 THE NATURE OF THE VITREOUS BODY** Price 5/-  
 By W. STEWART DUKE-ELDER. 72 pages.
- No. 6 RADIANT ENERGY** Price 7/6  
 as a Pathogenic and as a Therapeutic Agent  
 in Ophthalmic Disorders  
*(The Gifford Edmonds Prize in Ophthalmology)*  
 By H. B. STALLARD. 128 pages.
- No. 9 ON THE CORRELATION OF SOME SENSORY AND PHYSIOLOGICAL PHENOMENA OF VISION** Price 5/-  
 By W. D. WRIGHT and RAGNAR GRANIT. 80 pages.
- No. 10 OCULAR ONCHOCERCIASIS, INCLUDING AN INVESTIGATION IN THE GOLD COAST** Price 7/6  
 By HAROLD RIDLEY.  
 58 pages, with 27 illustrations and 3 colour plates.
- No. 11 UVEAL SARCOMATA** Price 10/-  
 By J. D. MARTIN-JONES.  
 94 pages, 22 illustrations.
- No. 12 OCULAR VERTICAL DEVIATIONS** Price 12/6  
 By J. RINGLAND ANDERSON.  
 108 pages, 37 illustrations.
- No. 13 AN EXPERIMENTAL AND CLINICAL STUDY OF THE REACTION OF THE ANTERIOR SEGMENT OF THE EYE TO CHEMICAL INJURY, WITH SPECIAL REFERENCE TO CHEMICAL WARFARE AGENTS** Price 21/-  
 By IDA MANN, A. PIRIE, and B. D. PULLINGER.  
 176 pages profusely illustrated in monochrome and colour.
- No. 14 THE INCIDENCE AND CAUSES OF BLINDNESS** Price 10/6  
 An International Survey, 140 pages.  
 By ARNOLD SORSBY.  
 Nos. 1, 2, 5, 7 and 8 are out of print.


Publishing Manager

## BRITISH MEDICAL ASSOCIATION


B.M.A. House, Tavistock Square, London, W.C.1

# Selection

From some of the  
World's Finest Spectacleware



... dispensed  
with the inherited  
skill of 86 years'  
experience ...



... plus  
attention  
that is really  
personal ...

... at

**SPILLERS**

*Another excellent example of beautiful British styling*

---

---

**GEORGE SPILLER,**

Ltd.

**41, WIGMORE ST., W.1**

Tele.: WEL 7471-2

Also at: **57, New Kings Road, Fulham, S.W.6.**  
**457A, Finchley Road, N.W.3.**

THE FIRST OPTICIAN  
IN WIGMORE STREET.  
ESTABLISHED 1873

Tele: REN 6995  
New No. is: HAM 5524