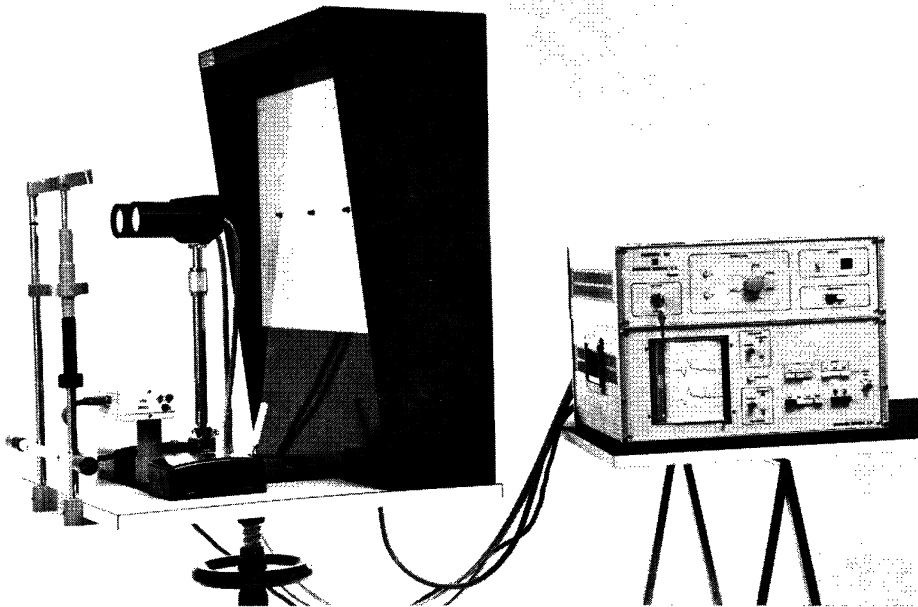


ERG-VER-EOG



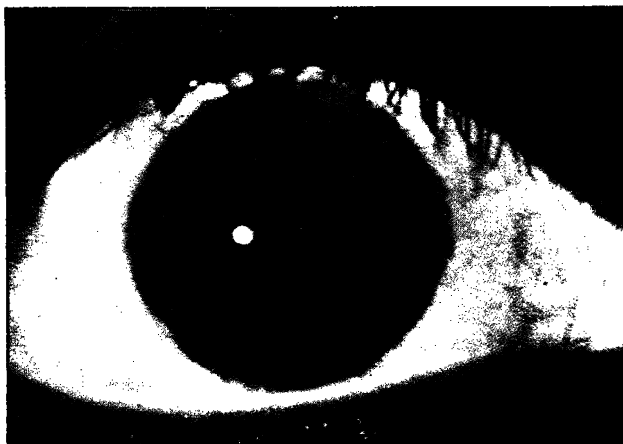
The PANTOPS M2 from Biophysic Medical enables ophthalmologists to carry out electrophysiological tests as a routine. Its advantages of being compact and easy to handle do not detract from the excellent quality of results—the M2 having 512 measurement points.

Keeler Instruments Limited

21-27 Marylebone Lane London W1M 6DS

Telephone: 01-935 8512





Tear film break up demonstrated by fluorescein.

Adsorbotear

Eyedrops containing hydrophilic polymers

The solution for the dry eye problem.

Contains ADSORBOBASE which resembles natural tear mucus


Facilitates optimum wetting of corneal surface—gives uniform distribution of tear film

Characteristic Dry Eye Symptoms

- Schirmer test normal
- Lack of mucus filament in the lower fornix
- Corneal biopsy shows lack of goblet cells
- Tear film break-up time short (10 seconds or less)

Causes

- Hormone balance changes (post-menopausal conditions, ovulation inhibitors)
- Lacrimal gland hyposecretion
- Mucus deficiency (chronic conjunctivitis, Stevens-Johnson disease, ocular pemphigoid)
- Insufficient mucus recoating (eyelid/cornea incongruence, lagophthalmos, incomplete lid closure)



Adsorbed onto corneal surface—provides long lasting resistance to dilution by tear film.

Long retention time means economy in use.

bp


Burton Parsons Chemicals (UK) Ltd.
Unit No. 4, Rich Industrial Estate,
Crimscott Street, London SE1

Adsorbotear-

The solution for dry eyes.

PL 3447/0004

Photo Slit Lamp 210



An easy to operate photo slit lamp with a powerful flash unit for documentation in slit lamp microscopy.



Precision Optics from VEB Carl Zeiss JENA

These are the features

- Compact and fully equipped slit lamp. Slit adjustable in width, length, rotation and offset to observation axis. A red free filter and blue exciter filter are built in.
- Light gathering stereomicroscope with good definition, great depth of focus for magnification 5x, 9x, 16x, 27x, 50x. Preadjusted 6V 20W Halogen lamp and preadjusted Xenon Flash lamp in common lamphouse.
- Flash energy selectable to 60W's, 120W's, 480W's, sequence (depending on flash energy) 0.5 sec, 1 sec, 2 sec, 4 sec.
- Motor driven automatic camera with simultaneous exposure of patients data. Photographic scales 0.65x to 6.5x.
- Second observer eyepiece, Polaroid adapter and other accessories.

If you require further information or a personal demonstration of the Photoslitlamp 210, please let us know by completing the coupon below.

C.Z. Scientific Instruments Ltd., Carl Zeiss Jena Ltd.,
P.O. Box 43, 2 Elstree Way, Borehamwood, Herts. WD6 1NH.
Telephone 01-953 1688.



*Please send me full details of the Photoslitlamp 210
Demonstration
(tick as appropriate)*

Name _____

Company _____

Address _____

Quality products from the GDR

BJO



MAXIDEX

The intensive care steroid for severe ocular inflammations

Maxidex dexamethasone—0.1%: a potent ophthalmic steroid: the Isopto vehicle to give increased absorption and maximum delivery of the anti-inflammatory agent to the affected area.

MAXIDEX—especially useful in such conditions as iritis, acute and chronic anterior uveitis, cyclitis, thermal and chemical burns, and also post-operatively to reduce inflammatory reactions.

One or two drops of Maxidex, prescribed in accordance with the severity of the condition, will soothe and ease the pain and discomfort of most acute inflammatory eye conditions.

Contraindicated in acute herpes simplex, vaccinia, varicella and most other viral diseases of the cornea and conjunctiva, tuberculosis, fungal disease, acute purulent untreated infections, which like other diseases caused by micro organisms, may be masked or enhanced by the steroid.

Alcon

ALCON LABORATORIES (U.K.) LIMITED

Imperial Way Watford Hertfordshire England WD2 4YR

Telephone Watford 46133 Telex 923709

Cable Alcon Watford