# The Kratz "Soft J"™ loop posterior chamber lens from CILCO®



The Kratz "Soft J"™ Loop lens offers loops of 5.0 Prolene® fixated on a tangent to the optic to provide compressibility. The optic is lathe cut from Perspex® CQ polymethylmethacrylate.

Loop-to-loop diameter of 14.0 mm provides for fixation and centration in a wide range of posterior chambers. The small 0.30 mm holes provide for clear optic. Blue Prolene loops aid visualization during surgery.

Style KR-1 is uniplaner, while Style KR-2 has loops angled 10° anteriorly.

Surgical protocol written by Richard P. Kratz, M.D. is available from CILCO's United Kingdom office. Write or telephone for further information.

CILCO®

U.K., Ireland and Scandinavia:
CILCO, Inc., 3 Waterdene House, Water Lane, Leighton Buzzard, Bedfordshire England LU77AW
Telephone: (0525) 381122
TLX: 848 507

Europe, Middle East and Africa:
CILCO SARL, 99 rue Georges Clemenceau, Cannes France 06400
Telephone: (93) 38 06 99
TLX: 470 900

Canada: CILCO Canada, Simcoe Building, Suite 206, 345 Kingston Road, Pickering, Ontario L1V1A1
Telephone: 416/286-1416

U.S.A.: CILCO, Inc., 1616 13th Avenue Box 1680, Huntington, WV 25717
Telephone: 304/697-4422
TLX: 886 453

# AN IMPORTA
# IN THE TI
# OF HERPES SIMI

**ZOVIRAX is a highly selective antiherpes agent with a fundamentally different mode of action, and extremely low toxicity.**

**● Unique mode of action**
A Wellcome discovery, ZOVIRAX is the first antiherpes agent that is activated to any significant extent only when the herpes simplex virus is present. ZOVIRAX is converted to a monophosphate form by a herpes-specific thymidine kinase enzyme. This starts a chain of events resulting in the active compound, the triphosphate form, which inhibits viral replication. In chemically signalling its presence the virus thus seals its own fate.

**● Highly effective with rapid action**
In clinical studies ZOVIRAX has been shown to be superior to idoxuridine.[1] In the trial, healing time was quicker with ZOVIRAX.

Antiviral activity has been well demonstrated in *in vitro* studies. ZOVIRAX ". . was found to be between 5 and 10 times more active than cytarabine, idoxuridine and trifluorothymidine, and more than 100 times more active than vidarabine."[2]

**● Greater selectivity**
Because of its unique mode of action, ZOVIRAX can be regarded as an ultra-selective agent. Once "bioactivated" it has a 10 to 30-fold greater affinity for viral DNA polymerase than for cellular polymerase. In tissue culture experiments it was 3,000 times more active against the herpes simplex virus than it was against the host cell.[3]

**● Low toxicity in normal cells**
Because of its ultra-selectivity, ZOVIRAX has extremely low toxicity. A report on this selectivity describes ZOVIRAX as ". . a new class of antiviral agent that has extremely low toxicity for normal cells while having an inhibitory activity against HSV which is greater than that of any hitherto known compound."[3]

**● An agent of promise**
Wellcome take particular pride in introducing ZOVIRAX, a preparation which we believe heralds a new era in antiviral chemotherapy.

1. Collum, L M T *et al Brit. J. Ophthalmol.*, (1980), **64**, 766 2. *J. Antimicrob. Chemother.*, (1979), **5**, 431 3. *Proc Natl Acad Sci USA.*, (1977), **74**/12, 5716

**PRESCRIBING INFORMATION** **Presentation** Acyclovir 3 per cent w/w in a white soft paraffin base. **Uses** Treatment of herpes simplex keratitis. **Dosage and administration** A 1 cm ribbon of ointment should be placed inside the lower conjunctival sac five times a day at approximately four-hourly intervals. Treatment should continue for at least 3 days after healing is complete. **Contra-indications** Patients with a known hypersensitivity to acyclovir. **Warnings and adverse effects** For ophthalmic use only. Transient mild stinging immediately following administration occurs in a small proportion of patients. Superficial punctate keratopathy has been reported but has not resulted in patients being withdrawn from therapy, and healing has occurred without apparent sequelae. (PL 3/0150)

Further information is available on request. Wellcome Medical Division, The Wellcome Foundation Ltd., Crewe, Cheshire

# NT ADVANCE
# ATMENT
# EX INFECTIONS

IEW

**OPHTHALMIC OINTMENT**

he effective, selective antiviral

* Trade Mark

Wellcome

# Topcon...the ONLY alternative



## The Topcon OMS-300 Operating Microscope System

Based on the OMS-100 and OMS-80 Microscopes, the OMS-300 has been designed for greater handling ease, improved optical performance and increased versatility in microsurgery.

The OMS-300 is fully complemented by a wide range of optional equipment, developed to increase operating versatility, to allow greater viewing options and to permit various photographic data recording functions.

A full descriptive brochure is available upon request.

TOPCON

Keeler

European Distribution Centre: Topcon Europe B.V.
Groothandelsgebouw, P.O. Box 29039, 3001
GA Rotterdam The Netherlands.
Tel: 010-127279/147691. Telex: 23783.

Exclusive U.K. Distributor
Keeler Instruments Limited
21-27 Marylebone Lane London
W1M 6DS Tel: 01-935 8512

# Clement Clarke

# 2 special instruments

## FRIEDMANN 2 VISUAL FIELD ANALYSER

The Friedmann 2 Visual Field Analyser screens for central field defects accurately and quickly. The test is carried out at threshold, presenting 31 asymmetrical patterns selected from 98 stimuli. Colour perimetry and dark adaptation tests can also be performed.

Earlier
at
threshold





## PERKINS APPLANATION TONOMETER

This instrument, designed by Professor E. S. Perkins of the Institute of Ophthalmology employs the same principle as that of the Goldmann applanation tonometer.
The Goldmann doubling prism is mounted on a counter-balanced arm and the change in force is obtained by the rotation of a spiral spring. It can thus be used with the patient in any position.

A certificate of accuracy, endorsed by the Institute of Ophthalmology accompanies every Perkins hand-held tonometer.

For further information,
**Clement Clarke International Ltd.**
15 Wigmore Street, London W1H 9LA, England.

Telephone 01-580 8053
Telex 298626
Cables Clemclarke London

# MOST ACCEPTABLE

Diamox Sustets – sustained release acetazolamide has a far longer duration of effect in glaucoma than any other treatment. Diamox Sustets provides smooth and predictable control of intra-ocular pressure – with significant reduction in the adverse effects associated with systemic therapies for this condition.[1]

Diamox Sustets, with a simple b.d. dosage is well accepted by patients.....




.....and physicians, alike.

"Fifty-eight percent of the patients could be expected to tolerate [Diamox Sustets] beyond six weeks.... This is greater than any of the other agents. ...it seems worthwhile to begin treatment with this drug at the dosage levels used in this study".[2]

**Diamox* Sustets***

acetazolamide

## THE SYSTEMIC TREATMENT FOR GLAUCOMA

**INDICATIONS** Glaucoma. **DOSAGE Adults:** One capsule at night and in the morning. **Contra-indications:** Idiopathic renal hyperchloraemic acidosis, Addison's disease or all types of suprarenal gland failure. Long-term administration in patients with chronic congestive angle-closure glaucoma. **Precautions:** The patient should be cautioned to report any unusual skin rash. Periodic blood cell counts are recommended. The transitory loss of hearing calls for immediate cessation of medication. **Side-effects:** Drowsiness, paraesthesia of extremities and face may occur. Diamox is a sulphonamide derivative and therefore some side-effects similar to those caused by sulphonamides have occasionally been reported. **Drug interactions:** Possible potentiation of the effects of folic acid antagonists, hypoglycaemics and oral anticoagulants may occur. **Package quantities:** Transparent orange capsules each containing 500mg. of acetazolamide and printed 'Lederle 4309' in bottles of 30, 100 and 500. **Basic N.H.S.** cost: £21.70 per 100. PL 0095/5074.

*Trademark. **References:** 1. Garner, L.L. et al. Amer. J. Ophthalmol. 1963, 55, 2, 323-327. 2. Lichter, P.R. et al. Amer. J. Ophthalmol. 1978, 85, 4, 495-502.

Lederle Laboratories. A division of Cyanamid of Great Britain Limited. Fareham Road, Gosport, Hampshire PO13 0AS. Tel. no. (0329) 236131.

# INTRACAPSULAR AND EXTRACAPSULAR POSTERIOR CHAMBER LENS

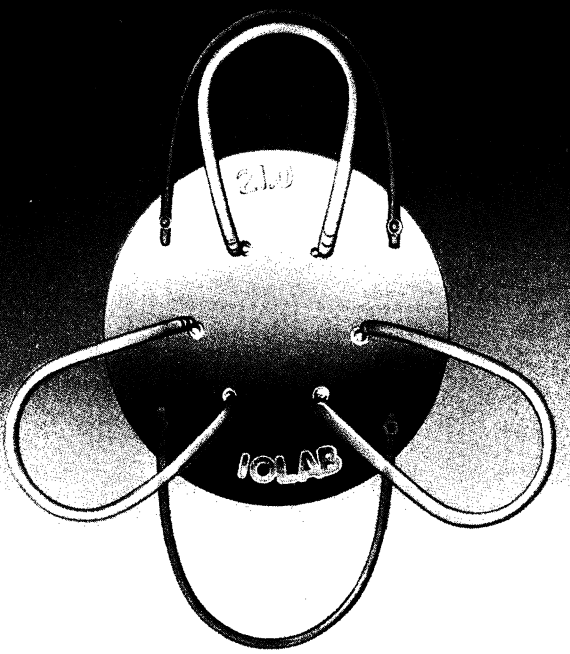


*IOLAB Model 103S*
*designed in cooperation with*
*Sanford L. Severin, M.D.*

## IOLAB MODEL 103S

Posterior chamber placement of optic following intracapsular surgery.

Also suitable for extracapsular surgery.

Stable alternative to pre-pupillary lens following intracapsular surgery.

Easier insertion of the lens behind the iris.

Posterior blue loops for visualization.

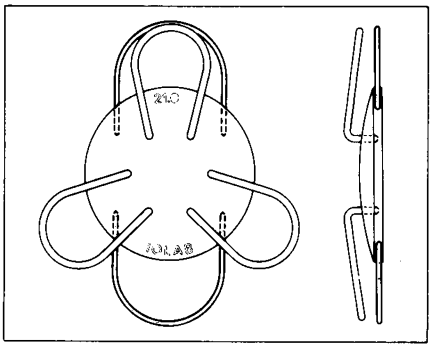

IODENTIFICATION™ clearly marks each lens with its dioptric power.

Iris plane support for posterior chamber optic.

AcuMold™ is a unique system of injection molding for IOLs.

Choice of suture or clip fixation.

Videotapes, Course details, and Literature available from:–

IOLAB, 110-112 High Street,
Maidenhead, Berkshire
SL6 1QQ
Telephone: (0628) 74811
Telex: 849400 CODMAN

EUROPE ®

# When real tears don't come easily.

When natural (human!) tears are lacking, Liquifilm Tears closely resemble the human tear, having the same viscosity range and surface tension[1], and maintain the stability of the lipid film[2], impeding aqueous evaporation.

Liquifilm Tears are therefore comfortable to the patient without being sticky or blurring vision[3], spreading evenly over the cornea to provide complete wetting[1].

(polyvinyl alcohol)

ALLERGAN

Allergan Limited,
Fennels Lodge, St Peters Close,
Loudwater, High Wycombe,
Bucks HP11 1JT
Tel: Bourne End (06285) 27778

## The next best thing

*Presentation:* clear, colourless to slightly straw coloured sterile, aqueous ophthalmic solution, containing polyvinyl alcohol 1.4%. *Uses:* for dry eyes, especially where natural mucus is absent, or deficient, also an ocular lubricant. *Dosage and administration:* 1 drop in the eye as needed, or as directed. Contra-indications, warnings etc: not for use with soft contact lenses. If irritation increases or persists, discontinue use. *Pharmaceutical precautions:* nil. *Legal category:* P. *Packaging quantities:* Liquifilm Tears is available in plastic dropper bottles containing 15ml. *Further information:* nil. Basic NHS cost (as at March 1982) £1.21. PL 0426/0009. Further information is available on request.

*Refs:* 1. Flynn F, *Med J Australia* (1967) **1,2,** 33-41. 2. Holly, F. J., *Contact and Intraocular Lens Medical Journal* (1978) **4,3,** 52-65. 3. Krishna N, Brow F, *Am J Ophth* (1964) **57:** 99-106.

LT1

# Cover every move with MINIMS™

## The range of single use eye drops with the following advantages

includes 19 different agents* for Mydriasis, Cycloplegia, Miosis, Local Anaesthesia, Staining, Antibacterial action and Irrigation.

when applicable more than one strength is available.

new additions are regularly introduced in order to meet the everchanging demands of ophthalmology.

each unit is individually overwrapped to ensure sterility at the time of use.

*a comprehensive guide to the range is available from*

SMITH & NEPHEW Pharmaceuticals Ltd
Bampton Road, Harold Hill, Romford, Essex, RM3 8SL
Tel: Ingrebourne (04023) 49333

*The current Minims range comprises the following:-
Atropine Sulfate Ph.Eur. 1.0%, Cyclopentolate Hydrochloride BP 0.5 & 1.0%, Homatropine Hydrobromide Ph.Eur. 2%, Hyoscine Hydrobromide Ph.Eur. 0.2%, Phenylephrine Hydrochloride BP 10%, Tropicamide BP 0.5 & 1.0%, Pilocarpine Nitrate Ph.Eur. 1.0, 2.0 & 4.0%, Amethocaine Hydrochloride Ph.Eur. 0.5 & 1.0%, Benoxinate Hydrochloride U.S.P. 0.4%, Lignocaine Hydrochloride Ph.Eur. 4.0% + Fluorescein Sodium BP 0.25%, Fluorescein Sodium BP 1.0 & 2.0%, Rose Bengal 1.0%, Chloramphenicol Ph.Eur. 0.5%, Neomycin Sulfate Ph.Eur. 0.5%, Sulfacetamide Sodium BP 10.0%, Gentamicin 0.3%, Prednisolone Sodium Phosphate BP 0.5%, Sodium Chloride Ph.Eur. 0.9%, Castor Oil Ph.Eur.

PILOCARPINE?


Switch to 'Timoptol'.
A positive
answer to glaucoma
There's no doubt th
treatment of gl
in establi
superior control
of intra-ocular pressure thro
and av
pilocarpine, such as pupil constriction.
single drop twice-daily dose of
'Timoptol' (0.25% or 0.5%), encourages much
greater patient compliance. It's time you let your
established glaucoma patients see things your way.
Ophthalmic Solution
Timoptol
Timolol Maleate, MSD
MERCK SHARP DOHME
Merck Sharp & Dohme Limited,

**Ophthalmic Solution**

# Timoptol®

**Timolol maleate, MSD**

## ABRIDGED PRODUCT INFORMATION

**Full prescribing information is available on request and should be consulted before prescribing.**

**USES**
Elevated intra-ocular pressure including: ocular hypertension, chronic open-angle glaucoma (including aphakia); secondary glaucoma.

**DOSAGE AND ADMINISTRATION**
Usually one drop 0.25% solution in affected eye twice a day. If necessary change to one drop 0.5% solution twice a day.

**CONTRA-INDICATIONS**
Bronchospasm, bronchial asthma, chronic obstructive pulmonary disease. Uncontrolled cardiac failure. Hypersensitivity.

**PREGNANCY**
Not studied; weigh benefit against possible hazards.

**PRECAUTIONS**
'Timoptol' may be absorbed systemically.
Known contra-indications to systemic use of beta-blockers require caution. These include sinus bradycardia, greater than first-degree block; cardiogenic shock; diabetes. Cardiac failure should be adequately controlled before prescribing. History of severe cardiac disease requires monitoring for cardiac failure and checking of pulse rates. There have been reports of skin rashes and/or dry eyes associated with beta-blocking drugs; discontinuation should be considered.
Patients receiving a beta-blocker orally and 'Timoptol' may experience an additive effect on IOP or on known systemic effects of beta-blockade.
Mydriasis resulting from use of 'Timoptol' with adrenaline reported occasionally.

**Children**
Not currently recommended.

**SIDE EFFECTS**
Ocular irritation, including conjunctivitis, belpharitis, and keratitis reported occasionally. Visual disturbances reported infrequently.
Rash and urticaria reported rarely.
Certain cardiovascular, pulmonary and other disorders reported, including bradyarrhythmia, hypotension, syncope, and bronchospasm. Respiratory failure, congestive heart failure and, in diabetics, masked symptoms of hypoglycaemia reported rarely.
Slight reduction in resting heart rate observed.
Rare effects reported are aphakic cystoid macular oedema, headache, dry mouth, anorexia, dyspepsia, nausea, dizziness, CNS effects, palpitation, and hypertension.

**BASIC NHS COST**
0.25% Ophthalmic Solution 'Timoptol', £5.18 per 5 ml pack.
0.5% Ophthalmic Solution 'Timoptol', £5.82 per 5 ml pack.

**PRODUCT LICENCE NUMBERS**
0.25% Ophthalmic Solution 'Timoptol', 0025/0134
0.5% Ophthalmic Solution 'Timoptol', 0025/0135.
®denotes registered trademark.
Issued February 1982.

MSD MERCK SHARP DOHME

Merck Sharp & Dohme Limited
Hoddesdon, Hertfordshire, EN11 9BU


HAND-MADE . . .



Hand-made lenses for complex prescriptions are our speciality. A leaflet on these glass lenses — which can be made to any prescription — is available from

**Melson Wingate**

**31 Abbott Road,**
**Bournemouth BH9 1EZ**
**Tel: 0202 512311**

**WHERE LENSES ARE AS INDIVIDUAL AS FINGERPRINTS**

# CONJUNCTIVITIS? BLEPHARITIS?

# Ocular infections demand SNO® PHENICOL

**Sno® phenicol contains Chloramphenicol Ph.Eur. 0.5%**

Chloramphenicol
- is a broad spectrum antibiotic
- is well proven in ophthalmic use
- is effective against a wide range of Gram positive and Gram negative organisms
- is well absorbed by the cornea
- is indicated for – **conjunctivitis, blepharitis** and other inflammatory conditions of infectious origin

**Sno® phenicol contains Polyvinyl alcohol**

Polyvinyl alcohol
- increases the viscosity of the solution
- increases the contact time of solutions with the cornea
- increases patient comfort
- is extensively used in contact lens solutions and eye drops

**Sno® phenicol is packed in a plastic bottle**

The plastic bottle
- ensures easy instillation
- prevents breakages

**DOSAGE AND ADMINISTRATION**
Adult: 1 or more drops as required. Children: 1 drop as required.

**CONTRA-INDICATIONS, WARNINGS, etc.**
Treatment with chloramphenicol should be discontinued immediately if there are signs of allergy (usually occurring drug rash).

This may be treated by topical hydrocortisone and or anti-histamines by mouth. This product is not intended as a long term treatment for dry eye syndromes.

**PRODUCT LICENCE NUMBER**
0033/0076

SMITH & NEPHEW
Pharmaceuticals Ltd
Bampton Road, Harold Hill, Romford, Essex, RM3 8SL

FML (FLUOROMETHOLONE) LIQUIFILM STERILE OPHTHALMIC SUSPENSION. Abbreviated Prescribing Information. **Uses.** Topical ophthalmic suspension for steroid responsive inflammation of the palpebral and bulbar conjunctiva, cornea and anterior segment of the globe. **Dosage and administration.** 1 to 2 drops instilled into the conjunctival sac two to four times daily. **Contra-indications, warnings, etc.** *Contra-indications:* Acute superficial Herpes simplex keratitis Fungal diseases of ocular structures. Vaccinia, varicella and most other viral diseases of the cornea and conjunctiva. Tuberculosis of the eye. *Warnings:* Steroid medication in the treatment of Herpes simplex keratitis (involving the stroma) requires great caution: frequent slit-lamp microscopy is mandatory. Prolonged use may result in glaucoma, damage to the optic nerve, defects in visual acuity and fields of vision, posterior subcapsular cataract formation, or may aid in the establishment of secondary ocular infections from fungi or viruses liberated from ocular tissue. In those diseases causing thinning of the cornea or sclera, perforation has been known to occur with use of topical steroids. This preparation contains benzalkonium chloride and should be used with caution in association with hydrophilic contact lenses. *Precautions:* As fungal infections of the cornea are particularly prone to develop coincidentally with long-term local steroid applications, fungus invasion must be suspected in any persistent corneal ulceration where a steroid has been used or is in use. *Adverse reactions:* Glaucoma with optic nerve damage, visual acuity or field defects, posterior subcapsular cataract formation, secondary ocular infection from pathogens liberated from ocular tissues, perforation of the globe. Local side-effects of steroid therapy, i.e. skin atrophy, striae and telangiectasia, are especially likely to affect facial skin. Legal Category: POM. Basic NHS cost: £1.62 for 5ml, £2.57 for 10ml. Product Licence No: 0426/0028. References: 1. Kupferman and Leibowitz, Arch. Opthal., Vol 93 1011-3, Oct 1975. 2. Fairbairn and Thorson, Arch. Ophthal., Vol 86, 138-140, Aug 1971. 3. Mindel et al., Arch. Ophthal., Vol 98, 1577-8, Sept 1980. Further information is available from the Company. AL/1.

ALLERGAN

Allergan Limited, Fennels Lodge, St. Peters Close, Loudwater, High Wycombe, Bucks. HP11 1JT. Tel: Bourne End (06285) 27778

**FML has comparable efficacy to dexamethasone[1] and prednisolone[1,2] with less tendency to raise IOP than prednisolone,[2] dexamethasone[3] or betamethasone.[2]**

# FML

# Improve on your most frequent choice




# This blue nozzle† makes it easier to apply

# Chloromycetin

chloramphenicol eye ointment BP

# Ophthalmic ointment

Further information (including data sheet) is available on request:
Parke, Davis and Company, Usk Road, Pontypool, Gwent NP4 0YH. Tel: Pontypool (04955) 2468.

Chloromycetin and the device showing a tube having a blue nozzle are the trade marks of Parke, Davis and Company for ophthalmic preparations containing chloramphenicol. † Blue Nozzle patent no. 8018334 pending.

P456-UK-May 81

**PARKE-DAVIS**

A major research development
from Pharmacia.

# HEALONID

**sodium hyaluronate (1%)**

Healonid facilitates
IOL implantation, corneal transplantation
and trauma surgery by:

* maintaining space
* protecting tissues
* gently manoeuvring tissues
  into desired position
* aiding visibility

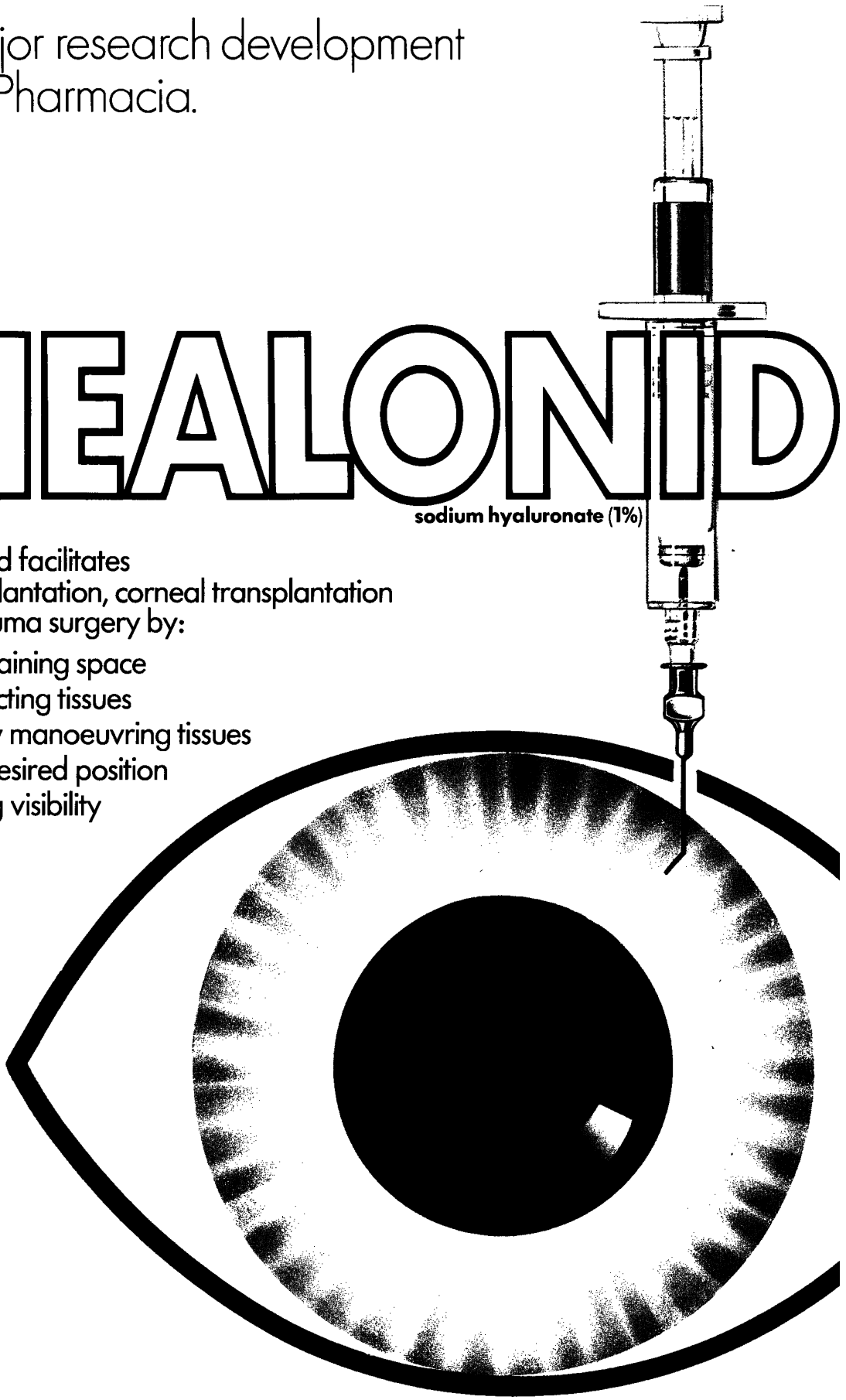

# Healonid

**Healonid is a pure high molecular weight fraction of sodium hyaluronate, with visco-elastic properties that make it a unique and valuable aid to many ophthalmic surgical procedures. Injected into an open anterior chamber, it restores and maintains chamber depth to ease surgical manipulation and provides mechanical protection to delicate cells and tissues. Healonid causes no intraocular inflammation and has been described as offering the ophthalmic surgeon "...advantages and safety margins not available with any other known technique."** Pape & Balazs (1980) Ophthalmology, 87, 7, 699.

**PRESCRIBING INFORMATION**

PRESENTATION
Disposable 0.4 ml syringes containing 1% sodium hyaluronate in aqueous buffer.

USES
Sodium hyaluronate is a visco-elastic polymer normally found in the aqueous and vitreous humour. HEALONID, which contains sodium hyaluronate is a highly viscous clear solution at rest, yet it will readily flow through a fine cannula or needle under pressure. Introduction of HEALONID into the anterior or posterior chamber keeps tissues separated during the operative procedure and protects them from trauma from other tissues or instruments. The anterior chamber depth is maintained, vitreous bulge can be reduced, and the loss of irreplaceable endothelial cells which inevitably accompanies surgery can be greatly reduced.

INDICATIONS
Surgical procedures on the eye, including intraocular lens insertion, intra and extra capsular lens extraction, glaucoma surgery, corneal graft, surgery for accidental trauma, retinal detachment and vitreal replacement procedures.

DOSAGE AND ADMINISTRATION
The syringe is assembled and made ready for use according to the instruction sheet with each syringe.
The indication for use will govern the timing and quantity of HEALONID used. See Data Sheet or HEALONID monograph.

PRECAUTIONS
The anterior chamber should not be over-filled with HEALONID, except in glaucoma surgery. At close of surgery some of the HEALONID should be removed by irrigation or aspiration. Intraocular pressure should be monitored during the post operative period and any excessive rises treated with appropriate therapy.

CONTRA-INDICATIONS, WARNINGS
There are no known contra-indications to HEALONID. Because the drug is extracted from avian tissues, despite rigorous purification procedures minute amounts of protein are present, and thus the remote possibility of idiosyncratic reactions remains.

ADVERSE REACTIONS
The drug is very well tolerated and the only untoward effect reported has been a transient rise in intraocular pressure in a few cases.

PHARMACEUTICAL PRECAUTIONS
Store at 2–8°C protected from light and freezing. Shelf life 3 years.

LEGAL CATEGORY POM.

PACKAGING QUANTITIES AND BASIC NHS PRICE
Disposable syringes containing 0.4 ml. £26.76 each.

FURTHER INFORMATION
HEALONID does not interfere with the healing process. Its use may reduce incidence of synechiae and adhesions. Evidence from animal experiments indicates that HEALONID is no longer present in the anterior chamber six days after introduction.

PRODUCT LICENCE NUMBER 0009/0045.

**Pharmacia**

Healonid (regd) sodium hyaluronate (1%) is a product of Pharmacia (Great Britain) Limited,
Prince Regent Road, Hounslow, Middx. TW3 1NE. Tel: 01-572 7321.
Further information is available on request to the company.

DIXEY

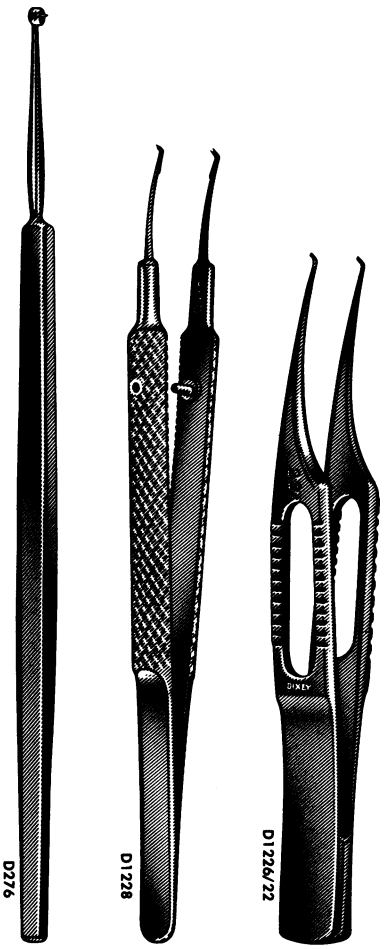


**D276** Govan's Depressor/Marker, Scleral
**D1228** Birks Micro 'Colibri' Forceps
**D1226/22** Beaked (Colibri) Micro Forceps:

DIXEY INSTRUMENTS LIMITED
Ophthalmic Instruments & Apparatus
19 Wigmore Street
London W1A 4DU England
Telephone: 01-580 1713 Telex: 268312

# A spectrum of activity that's a real eye opener.

A unique, synergistic combination of trimethoprim and polymyxin offering an unrivalled spectrum of effectiveness in the treatment of all common eye infections, including *Pseudomonas*.

In trials, 95% of patients showed clinical cure or improvement.[1]
New and special nozzle makes administration easy.
Isotonic with tears, so minimising stinging.

**new**

**Polytrim*** eye drops

Trimethoprim BP
Polymyxin B Sulphate BP

**Presentation** A clear, colourless, sterile aqueous solution containing in each ml: Trimethoprim BP 1mg, Polymyxin B Sulphate BP 10,000 units. **Uses** Antibacterial agent for treatment and prophylaxis of external bacterial infections of the eye, including conjunctivitis, keratitis, corneal ulceration, ulcerative blepharitis with associated conjunctivitis, and chronic dacryocystitis. Also, prophylactically following removal of foreign bodies, and before and after ophthalmic surgery. **Dosage:** *Adults and children* One drop four times daily, continued for at least 48 hours after eye has apparently returned to normal. More frequent administration may be required, depending on the severity of the condition. **Contra-indications** History of hypersensitivity to trimethoprim or to polymyxins. **Precautions** Prolonged use may result in the overgrowth of non-susceptible organisms, including fungi. **Side - and adverse effects** Isotonic with tear fluid, and well-tolerated. Rarely a hypersensitivity reaction, in which case administration should be discontinued. **Basic NHS Cost** 5ml dropper bottle, £1.66 (PL3/0153). Further information is available on request.

Wellcome

Wellcome Medical Division, The Wellcome Foundation Ltd., Crewe, Cheshire

1 Data on file.
*Trade Mark




# MS6 has the answers



The versatile MS6 electrophysiological system is ideal for neuro-ophthalmological investigation of electrical activity in the visual pathways. Visually evoked responses from the eye (electro-retinography) and brain (electro-encephalography) and eye movements (electro-oculography) can be quantified, and hard copies of the recorded waveforms made as required.

The MS6 assists objective diagnosis of diseases and malfunctions affecting any region of peripheral and central visual areas: retinal degeneration, amblyopia, multiple sclerosis and neuromyelitis optica.

The Medelec video stimulators allow presentation of vertical and horizontal bars or checkerboards. Wide control of retinal area of stimulation, pattern configuration, spatial frequency (for testing acuity) and contrast is available.

For detailed technical and applications information write or phone for Medelec's Technical Information Service sheets.

**medelec**

A Vickers Medical Company

**Medelec Ltd, Manor Way, Old Woking, Surrey GU22 9JU England. Tel: (04862) 70331. Telex: 859141 Medlec G.**

In North and South America, enquiries about comparable equipment to: Teca Corporation, 3 Campus Drive, Pleasantville, New York 10570, U.S.A.

# HAMBLIN

# DISPENSING

## London & Home Counties

**LONDON, Central**
106 Baker Street, W1M 1LA 01-935 5668
11b Hay Hill, Berkeley Square W1X 7LJ 01-493 0945
Draper House, 17 & 18 Elephant & Castle SE1 01-703 7121
Hamblin House, 1 Langham Place W1N 8HS 01-580 4343
47 Notting Hill Gate W11 3JS 01-727 0250
1a Old Bond Street W1X 3TD 01-493 5778/9
19 Royal Exchange EC3V 3LP 01-626 5000
52 Sloane Square SW1X 8AX 01-730 7900
28 Lower Marsh, Waterloo SE1 7RG 01-928 5343 & 5760
7-9 Wigmore Street W1H 9LA 01-935 3615 & 4730
108 King Street, Hammersmith W6 0QP 01-741 3472

**BARKING, Essex**
16 London Road 01-594 1919 & 3700

**BASILDON, Essex**
1-3 East Walk 0268 20340

**BECKENHAM, Kent**
64 High Street 01-650 0033

**BOREHAM WOOD, Herts**
181 Shenley Road 01-953 3120

**BOURNEMOUTH, Dorset**
107 Old Christchurch Road 0202 22801

**BRISTOL, Avon**
21a Queens Road 0272 23950

**BROMLEY, Kent**
1 Broadway Buildings, Elmfield Road BR1 1LW 01-460 5511 & 4066

**CATFORD, London SE6**
125 Rushey Green 01-697 4717

**CROYDON, Surrey**
7 Essex House, George Street CR0 1PG 01-688 0555

**EAST HAM, London E6**
114 High Street North 01-472 3720

**EAST SHEEN, London SW14**
210 Upper Richmond Road West 01-876 2462

**EDGWARE, Middx**
118 Station Road 01-952 3926

**EXETER, Devon**
5 South Street 0392 77698

**GOLDERS GREEN, London NW11**
55 Golders Green Road 01-455 8418 & 4694

**GUILDFORD, Surrey**
21 Swan Lane 0483 505488

**HAMPSTEAD, London NW3**
26 Heath Street 01-435 6658

**HARLESDEN, London NW10**
34 Craven Park Road 01-965 5455

**HARROW, Middx**
30 College Road 01-427 4113
250 Imperial Drive, Rayners Lane 01-868 8922

**HATFIELD, Herts**
7 The Arcade 070 72 62954

**HEMEL HEMPSTEAD, Herts**
59 High Street 0442 55723

**HIGH WYCOMBE, Bucks**
37 Crendon Street 0494 27732 & 29543

**HOLLOWAY, London N7**
6 Seven Sisters Road 01-607 2826

**HORLEY, Surrey**
16 High Street 029-34 2668

**HOUNSLOW, Middx**
116 High Street 01-570 9955 & 2138

**IPSWICH, Suffolk**
6 High Street 0473 56979 & 52607

**KINGSTON-ON-THAMES, Surrey**
King's Stone House, 14 High Street KT1 1EY 01-546 5236 & 01-549 3700

**LETCHWORTH, Herts**
The Colonnade, Station Place 046-26 4687

**MAIDENHEAD, Berks**
4 Nicholson's Walk 0628 23088

**MARLOW, Bucks**
93 High Street 06284 3052

**MORDEN, Surrey**
35 London Road 01-648 3161

**ORPINGTON, Kent**
280 High Street 0689 2084E

**PUTNEY, London SW15**
151 Upper Richmond Road 01-788 4437

**REDHILL, Surrey**
8 High Street 0737 6560C

**REIGATE, Surrey**
25 Church Street 073 72 43577

**RICHMOND, Surrey**
7 Lichfield Terrace, Sheen Road 01-940 351E

**RUISLIP, Middx**
33 High Street 089 56 34234

**RUSTINGTON, West Sussex**
8 Churchill Parade, The Street 090 62 633C

**SALISBURY, Wilts**
1 High Street 0722 2200E

**SLOUGH, Berks**
267 High Street 0753 21122

**STAINES, Middx**
33 Clarence Street 0784 53113

**THORNTON HEATH, Surrey**
87a High Street 01-684 115E

**WANDSWORTH, London SW18**
101 The Mall, Arndale Centre 01-874 2187

**WELLING, Kent**
35 Bellegrove Road 01-303 890E

**WELWYN GARDEN CITY, Herts**
36 Church Road 070 73 2713C

**WEMBLEY, Middx**
6 Central Square 01-902 5051

**WEST WICKHAM, Kent**
115 Station Road 01-777 2211

**WIMBLEDON, London SW19**
15 The Broadway 01-946 553C

**WINDSOR, Berks**
44 Thames Street 075 36 6555E

**WORTHING, West Sussex**
Revenue Buildings, Chapel Road 0903 20185E
6 Wallace Parade, Goring Road 0903 49177

## FOR SERVICE AND RELIABILITY

# WIGMORES

## OPTICIANS

### North & Midlands

**URNLEY, Lancashire**
24 Keirby Walk 0282 28490

**URY, Greater Manchester**
15 Princess Parade 061-764 4495

**ARLISLE, Cumbria**
3 Devonshire Street 0228 25240

**HESTERFIELD, Derbyshire**
2 Corporation Street 0246 32768

**INGS LYNN, Norfolk**
25 New Conduit Street 0553 2210

**ANCASTER**
8 King Street 0525 32938

**EEDS, WEST YORKSHIRE**
151 The Headrow 0532 454304 & 0532 457050

**EICESTER**
8 Granby Street 0533 20058

**IVERPOOL, Merseyside**
116 Bold Street 051-709 6961

**IACCLESFIELD, Cheshire**
24 Castle Street 0625 24035

**IANCHESTER**
4 King Street 061-834 6813

**IIDDLESBROUGH, Cleveland**
38 Dundas Street 0642 246144

**EWCASTLE-UPON-TYNE, Tyne & Wear**
9 St. Mary's Place 0632 323406

**CARBOROUGH, North Yorkshire**
46 Huntriss Row 0723 62008

**HEFFIELD, South Yorkshire**
100 The Moor 0742 22693

**PALDING, Lincolnshire**
16 Bridge Street 0775 3479

**UNDERLAND, Tyne & Wear**
94 High Street West 0783 74315

**/HITEHAVEN, Cumbria**
28 King Street 0946 3648

**/IGAN, Greater Manchester**
6 King Street 0942 43158

**/ILMSLOW, Cheshire**
55 Alderley Road 0625 525858

### Scotland

**ABERDEEN, Grampian**
472/474 Union Street 0224 22724

**AIRDRIE, Strathclyde**
1 Buchanan Street 023 64 52800

**ARBROATH, Tayside**
215 High Street 0241 73782

**BERWICK UPON TWEED, Northumberland**
7 Castlegate 0289 7275

**DUMFRIES**
94/96 Friars Vennel 0387 2219

**DUNDEE, Tayside**
92 Nethergate 0382 26987

**DUNFERMLINE, Fife**
12/14 Maygate 0383 22480

**EDINBURGH**
13 Queensferry Street 031-225 6722 & 2117/8

**GALASHIELS, Borders**
51 Bank Street 0896 2728

**GLASGOW, Strathclyde**
133 Wellington Street 041-248 5402

**GLENROTHES, Fife**
6 Lyon Way, Kingdom Centre 0592 758091

**HAMILTON, Strathclyde**
33 Regent Way 0698 281704

**HAWICK, Borders**
25 High Street 0450 2333

**INVERNESS, Highland**
21/23 Union Street 0463 39658

**KIRKCALDY, Fife**
83 High Street 0592 61078

**MUSSELBURGH, Lothian**
47 Bridge Street 031-665 3377

**PERTH, Tayside**
143 South Street 0738 21338

**ST. ANDREWS, Fife**
7 Bell Street 0334 72437

**STIRLING, Central**
54/56 Barnton Street 0786 2864

**1323 COVENTRY ROAD**
**YARDLEY**
**BIRMINGHAM B25 8LP**
**Telephone: 021-706 6133 (20 lines)**
**Telex: 339435**

SMITH & NEPHEW PHARMACEUTICALS LTD. OPHTHALMOLOGICAL PRODUCTS

# Sno® pilo

Pilocarpine Hydrochloride B.P.

## FOR THE TREATMENT OF GLAUCOMA

Improved therapeutic activity with increased patient acceptability.
Five strengths for flexibility in treatment.

Sno pilo, supplied as a sterile ophthalmic solution of Pilocarpine Hydrochloride B.P., is presented in a 10ml plastic dropper bottle. There are five strengths available 0.5% w/v, 1.0% w/v, 2.0% w/v, 3.0% w/v and 4.0% w/v.

**DOSAGE AND ADMINISTRATION**

ADULTS: One or two drops to be instilled into each eye 4 times daily, or as prescribed by the consultant.
CHILDREN: At the discretion of the physician.

**CONTRA-INDICATIONS AND WARNINGS ETC.**

CONTRA-INDICATIONS. Sno-Pilo is contra-indicated where pupillary constriction is undesirable, e.g. in cases of acute iritis.
SIDE EFFECTS. Ciliary spasm with a temporary reduction of visual acuity occurs. Sensitivity is only rarely observed but if reaction occurs the use of the drops should be discontinued.

PL 33/64-68

# THE ORIGINAL SINSKEY POSTERIOR CHAMBER LENS




*IOLAB Model 103 Series designed in cooperation with Robert M. Sinskey, M.D.*

## OLAB "Sinskey" style lenses

Capsular bag and/or ciliary sulcus fixation.

Loop configuration designed for flexibility.

Posterior blue loops for visualization.

10° loop angle to place optic away from iris.

Rounded loop tips.

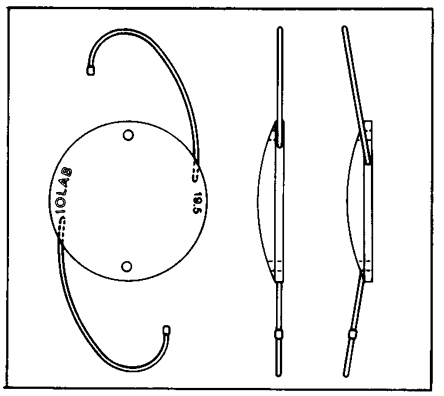


Compressible Prolene* loop suspension system.

0.4mm positioning holes.

**Trademark of ETHICON, Inc.*

IODENTIFICATION™ clearly marks each lens with its dioptric power.

AcuMold™ is a unique system of injection molding for IOLs.

Videotapes, Course details, and Literature available from:–

IOLAB, 110-112 High Street, Maidenhead, Berkshire SL6 1QQ
Telephone: (0628) 74811
Telex: 849400 CODMAN

EUROPE ®

# Hamblin (Instruments) Ltd

We are returning our Instrument Showroom and Accounts Office to refurbished premises in Hamblin House.

From 31st August 1982 therefore our new address will be:

**Hamblin (Instruments) Limited**
**1 Langham Place**
**LONDON W1N 8HS**

Telephone: **01-636 5100**
**01-636 5300**

UNIVERSITY OF LONDON

## INSTITUTE OF OPHTHALMOLOGY

**JUDD STREET, LONDON WC1H 9QS**

**Associated with**

MOORFIELDS EYE HOSPITAL

General and Special Courses in the various aspects of ophthalmology take place throughout the year. These include both a General Course and short courses on specialist subjects at an advanced level. Facilities are available for those accepted for studies leading to Higher University degrees.

*For further details, apply to the Dean.*

EXAMINATION OF PATHOLOGICAL SPECIMENS

The Department of Pathology will be pleased to provide a diagnostic service in respect of certain types of specimen. Where appropriate these should be sent through, or with the approval of, the local hospital pathologist.

# The Crawford Lacrimal Intubation Set

## Simple and Fast

A simple procedure designed by J.S. Crawford, M.D., which speeds up the process of inserting the lacrimal intubation tubing with less trauma and tearing of the nasal floor.

Achieved with two flexible stainless steel wires .016" diameter, silastic tubing .025" diameter and a specially designed hook. The s/s wires have silver olive shape tips for grasping with the special hook and permits ease of extraction from the inferior meatus of the nose.

Is particularly helpful in those cases where repeated probings have failed. Useful in the reconstruction of the lacrimal outflow system and dacryocystorhinostomy.

**REFERENCES:**

1. Crawford, J.S. Intubation of Obstuctions in the Lacrimal System. Canadian J. Ophthal. 12:189. 1977

**Available immediately as follows:**

**No. 38755 Crawford Lacrimal Intubation Set in a convenient pre-sterile "peel" package. £16.50**

**No. 38760 Crawford's Special Hook £16.50**

**IMPERIAL OPTICAL ENGLAND**
9 Gayford Road, London W12 9BY
Telephone: 01-749-1996/7 Telex: 264377 IMPOPCO G