The Simcoe II posterior chamber lens from CILCO.™



CILCO's second-generation Simcoe posterior chamber lens has shortened loops, four manipulation holes of 0.30 mm diameter and blue Prolene™ polypropylene loops.

The lenticular is lathe cut from Perspex® CQ polymethylmethacrylate and measures 6.0 mm in diameter. Overall length is 14.0 mm. Diameter of loops is 0.15 mm.

Surgical protocol and videotape on implantation of the Simcoe II lens are available from CILCO's United Kingdom office. Write or telephone for further information.

CILCO®

U.K., Ireland and Scandinavia:
CILCO, Inc., 3 Waterdene House
Water Lane, Leighton Buzzard
Bedfordshire, England LU77AW
Telephone: (0525) 381122
TLX: 848 507

Europe, Middle East and Africa:
CILCO SARL, 99 rue Georges
Clemenceau, Cannes, France 06400
Telephone: (93) 38 06 99
TLX: 470 900

Canada: CILCO Canada, Simcoe Building
Suite 206, 345 Kingston Road
Pickering, Ontario L1V1A1
Telephone: 416/286-1416

U.S.A.: CILCO, Inc., 1616 13th Avenue
Box 1680, Huntington WV 25717
Telephone: 304/697-4422
TLX: 886-453

AN IMPORTA
IN THE TR
OF HERPES SIMF

ZOVIRAX is a highly selective antiherpes agent with a fundamentally different mode of action, and extremely low toxicity.

● Unique mode of action
A Wellcome discovery, ZOVIRAX is the first antiherpes agent that is activated to any significant extent only when the herpes simplex virus is present. ZOVIRAX is converted to a monophosphate form by a herpes-specific thymidine kinase enzyme. This starts a chain of events resulting in the active compound, the triphosphate form, which inhibits viral replication. In chemically signalling its presence the virus thus seals its own fate.

● Highly effective with rapid action
In clinical studies ZOVIRAX has been shown to be superior to idoxuridine.[1] In the trial, healing time was quicker with ZOVIRAX.

Antiviral activity has been well demonstrated in *in vitro* studies. ZOVIRAX ". . . was found to be between 5 and 10 times more active than cytarabine, idoxuridine and trifluorothymidine, and more than 100 times more active than vidarabine."[2]

● Greater selectivity
Because of its unique mode of action, ZOVIRAX can be regarded as an ultra-selective agent. Once "bioactivated" it has a 10 to 30-fold greater affinity for viral DNA polymerase than for cellular polymerase. In tissue culture experiments it was 3,000 times more active against the herpes simplex virus than it was against the host cell[3]

● Low toxicity in normal cells
Because of its ultra-selectivity, ZOVIRAX has extremely low toxicity. A report on this selectivity describes ZOVIRAX as ". . . a new class of antiviral agent that has extremely low toxicity for normal cells while having an inhibitory activity against HSV which is greater than that of any hitherto known compound."[3]

● An agent of promise
Wellcome take particular pride in introducing ZOVIRAX, a preparation which we believe heralds a new era in antiviral chemotherapy.

1. Collum, L M T *et al Brit. J. Ophthalmol.*, (1980), **64**, 766 **2.** *J. Antimicrob. Chemother.*, (1979), **5**, 431 **3.** *Proc Natl Acad Sci USA.*, (1977), **74**/12, 5716

PRESCRIBING INFORMATION **Presentation** Acyclovir 3 per cent w/w in a white soft paraffin base. **Uses** Treatment of herpes simplex keratitis. **Dosage and administration** A 1 cm ribbon of ointment should be placed inside the lower conjunctival sac five times a day at approximately four-hourly intervals. Treatment should continue for at least 3 days after healing is complete. **Contra-indications** Patients with a known hypersensitivity to acyclovir. **Warnings and adverse effects** For ophthalmic use only. Transient mild stinging immediately following administration occurs in a small proportion of patients. Superficial punctate keratopathy has been reported but has not resulted in patients being withdrawn from therapy, and healing has occurred without apparent sequelae. (PL 3/0150)

Further information is available on request. Wellcome Medical Division, The Wellcome Foundation Ltd., Crewe, Cheshire

NT ADVANCE
:ATMENT
.EX INFECTIONS

NEW

OPHTHALMIC OINTMENT

The effective, selective antiviral

* Trade Mark

Wellcome

Wills Eye Hospital

Sesquicentennial Symposium: Eye Care for Children

A conference on the current state of eye health for children and how it can be improved

Wednesday, September 29, 1982
Bellevue Stratford Hotel, Philadelphia, PA

AMA-CME 7 Credit Hours in Category I

Guest Faculty:

ANTHONY R. CAPUTO, M.D.
Newark, New Jersey

W. W. deDECKER, M.D.
Kiel, West Germany

AUGUST F. DEUTMAN, M.D.
Nijmegen, Holland

JOHN T. FLYNN, M.D.
Miami, Florida

ANNE B. FULTON, M.D.
Boston, Massachusetts

HERMANN K. GOLDBERG, M.D.
Annapolis, Maryland

H. DUNBAR HOSKINS, JR., M.D.
San Francisco, California

MARSHALL M. PARKS, M.D.
Washington, D.C.

M. J. ROPER-HALL, Ch.M., F.R.C.S.
Birmingham, England

GEORGE O. WARING, M.D.
Atlanta, Georgia

SIR JOHN FOSTER WILSON
London, England

LORENZ E. ZIMMERMAN, M.D.
Washington, D.C.

Wills Eye Hospital Faculty

ROBISON D. HARLEY, M.D.
ROBERT D. REINECKE, M.D.
JOSEPH H. CALHOUN, M.D., PROGRAM CHAIRMAN

Sesquicentennial Gala:

Lively entertainment, a champagne supper and an evening of dancing to celebrate our 150th Anniversary

Further Information:
Ms. Lucia M. Manes
Program Coordinator
Department of Continuing Medical Education
Wills Eye Hospital
9th & Walnut Streets, Philadelphia, PA 19107
215-928-3378

Wills Eye Hospital
150th Anniversary 1832-1982
A Time for Vision



ULTRASONIC, NON-INVASIVE DIAGNOSIS

With the aid of this portable, high quality scanner the practitioner is able to diagnose pathologies obscured to visual or radiographic methods. Using both A and B scans, the specialist can quickly diagnose retinal detachment, vitreous haemorrhage and tumours. The resolution of the Ocuscan is exceptional ensuring positive interpretation of the images which may be recorded with the aid of a polaroid camera attached to the instrument. Using the compact handpiece, examinations are completed rapidly through the closed lid ensuring a minimum of patient discomfort.

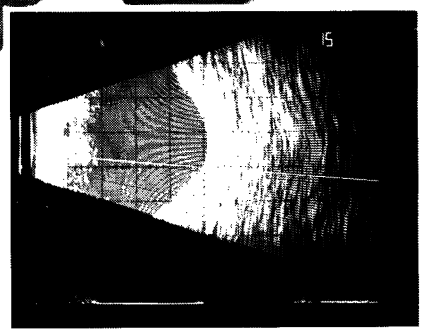

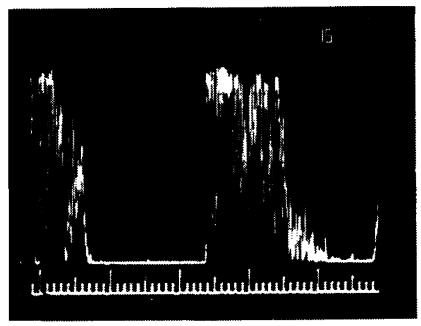

Details on request to sole UK agents:-

Clement Clarke International Ltd.

15 Wigmore Street London W1H 9LA, England.

Telephone 01-580 8053 Telex 298626 Cables Clemclarke London

PILOCARPINE?

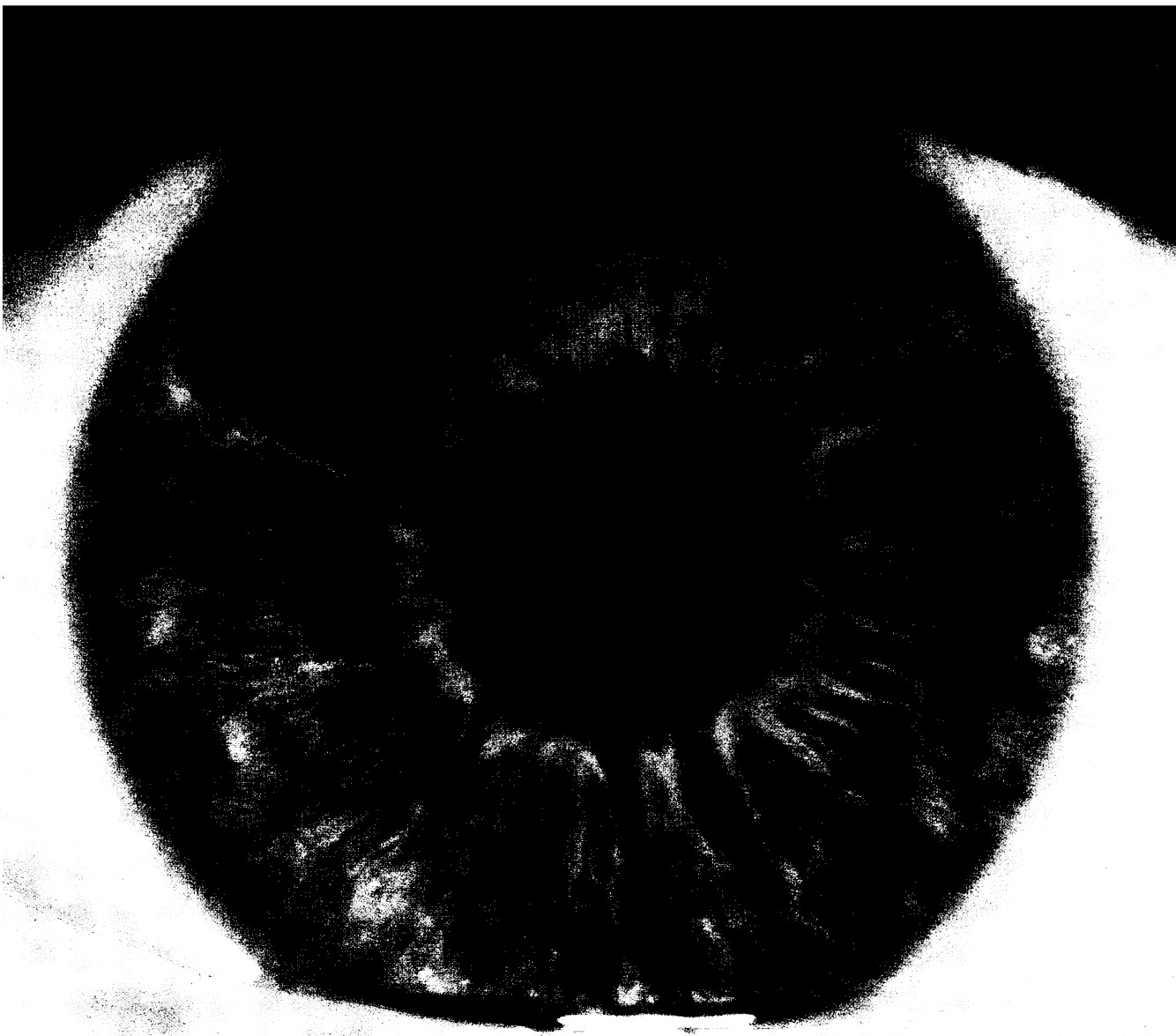

Switch to 'Timoptol'. A positive answer to glaucoma

There's no doubt that 'Timoptol' has positive advantages over pilocarpine in the treatment of glaucoma, and particularly in established patients. 'Timoptol' offers superior control of intra-ocular pressure throughout 24 hours, and avoids the disturbing side effects of pilocarpine, such as pupil constriction.

The simple drop twice-daily dose of 'Timoptol' (0.25% or 0.5%), encourages much greater patient compliance. It's time you let your established glaucoma patients see things your way.

Ophthalmic Solution

Timoptol®

Timolol maleate, MSD

For prescribing information please see overleaf

MSD MERCK SHARP DOHME Merck Sharp & Dohme Limited, Hoddesdon, Hertfordshire, EN11 9BU

83.TOT.82.GB.8365.1

Ophthalmic Solution

Timoptol®

Timolol maleate, MSD

ABRIDGED PRODUCT INFORMATION

Full prescribing information is available on request and should be consulted before prescribing.

USES
Elevated intra-ocular pressure including: ocular hypertension, chronic open-angle glaucoma (including aphakia); secondary glaucoma.

DOSAGE AND ADMINISTRATION
Usually one drop 0.25% solution in affected eye twice a day. If necessary change to one drop 0.5% solution twice a day.

CONTRA-INDICATIONS
Bronchospasm, bronchial asthma, chronic obstructive pulmonary disease. Uncontrolled cardiac failure. Hypersensitivity.

PREGNANCY
Not studied; weigh benefit against possible hazards.

PRECAUTIONS
'Timoptol' may be absorbed systemically.
Known contra-indications to systemic use of beta-blockers require caution. These include sinus bradycardia, greater than first-degree block; cardiogenic shock; diabetes. Cardiac failure should be adequately controlled before prescribing. History of severe cardiac disease requires monitoring for cardiac failure and checking of pulse rates. There have been reports of skin rashes and/or dry eyes associated with beta-blocking drugs; discontinuation should be considered.
Patients receiving a beta-blocker orally and 'Timoptol' may experience an additive effect on IOP or on known systemic effects of beta-blockade.
Mydriasis resulting from use of 'Timoptol' with adrenaline reported occasionally.

Children
Not currently recommended.

SIDE EFFECTS
Ocular irritation, including conjunctivitis, belpharitis, and keratitis reported occasionally. Visual disturbances reported infrequently. Rash and urticaria reported rarely.
Certain cardiovascular, pulmonary and other disorders reported, including bradyarrhythmia, hypotension, syncope, and bronchospasm. Respiratory failure, congestive heart failure and, in diabetics, masked symptoms of hypoglycaemia reported rarely. Slight reduction in resting heart rate observed.
Rare effects reported are aphakic cystoid macular oedema, headache, dry mouth, anorexia, dyspepsia, nausea, dizziness, CNS effects, palpitation, and hypertension.

BASIC NHS COST
0.25% Ophthalmic Solution 'Timoptol', £5.18 per 5 ml pack.
0.5% Ophthalmic Solution 'Timoptol', £5.82 per 5 ml pack.

PRODUCT LICENCE NUMBERS
0.25% Ophthalmic Solution 'Timoptol', 0025/0134
0.5% Ophthalmic Solution 'Timoptol', 0025/0135.
® denotes registered trademark.
Issued February 1982.

MSD MERCK SHARP DOHME

Merck Sharp & Dohme Limited
Hoddesdon, Hertfordshire, EN11 9BU



1898

1982

Eyecare:
Still a family care

Melson Wingate

31 Abbott Road, Bournemouth
and practices in:

AVON DERBYSHIRE DORSET HAMPSHIRE
HERTFORDSHIRE KENT NORTHAMPTONSHIRE
NOTTINGHAMSHIRE OXFORDSHIRE SOMERSET
SURREY SUSSEX WARWICKSHIRE
SOUTH YORKSHIRE

Topcon...the ONLY alternative

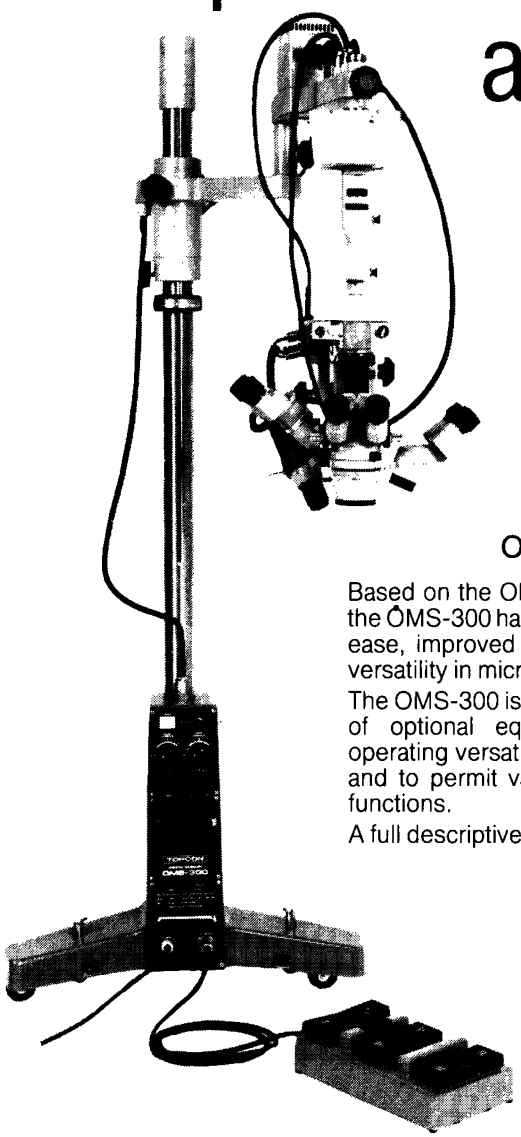

The Topcon OMS-300 Operating Microscope System

Based on the OMS-100 and OMS-80 Microscopes, the OMS-300 has been designed for greater handling ease, improved optical performance and increased versatility in microsurgery.

The OMS-300 is fully complemented by a wide range of optional equipment, developed to increase operating versatility, to allow greater viewing options and to permit various photographic data recording functions.

A full descriptive brochure is available upon request.

TOPCON

Keeler

European Distribution Centre: Topcon Europe B.V.
Groothandelsgebouw, P.O. Box 29039, 3001
GA Rotterdam The Netherlands.
Tel: 010-127279/147691. Telex: 23783.

Exclusive U.K. Distributor
Keeler Instruments Limited
21-27 Marylebone Lane London
W1M 6DS Tel: 01-935 8512

MOST ACCEPTABLE

Diamox Sustets – sustained release acetazolamide has a far longer duration of effect in glaucoma than any other treatment. Diamox Sustets provides smooth and predictable control of intra-ocular pressure – with significant reduction in the adverse effects associated with systemic therapies for this condition.[1]

Diamox Sustets, with a simple b.d. dosage is well accepted by patients.....



.....and physicians, alike.

"Fifty-eight percent of the patients could be expected to tolerate [Diamox Sustets] beyond six weeks.... This is greater than any of the other agents. ...it seems worthwhile to begin treatment with this drug at the dosage levels used in this study".[2]

Diamox* Sustets*

acetazolamide

THE SYSTEMIC TREATMENT FOR GLAUCOMA

INDICATIONS Glaucoma. **DOSAGE Adults:** One capsule at night and in the morning. **Contra-indications:** Idiopathic renal hyperchloraemic acidosis, Addison's disease or all types of suprarenal gland failure. Long-term administration in patients with chronic congestive angle-closure glaucoma. **Precautions:** The patient should be cautioned to report any unusual skin rash. Periodic blood cell counts are recommended. The transitory loss of hearing calls for immediate cessation of medication. **Side-effects:** Drowsiness, paraesthesia of extremities and face may occur. Diamox is a sulphonamide derivative and therefore some side-effects similar to those caused by sulphonamides have occasionally been reported. **Drug interactions:** Possible potentiation of the effects of folic acid antagonists, hypoglycaemics and oral anticoagulants may occur. **Package quantities:** Transparent orange capsules each containing 500mg. of acetazolamide and printed 'Lederle 4309' in bottles of 30, 100 and 500. **Basic N.H.S.** cost: £21.70 per 100. PL 0095 5074.

*Trademark. **References:** 1. Garner, L.L. et al. Amer. J. Ophthalmol. 1963, 55, 2, 323-327. 2. Lichter, P.R. et al. Amer. J. Ophthalmol. 1978, 85, 4, 495-502.

Lederle Laboratories. A division of Cyanamid of Great Britain Limited. Fareham Road, Gosport, Hampshire PO13 0AS. Tel. no. (0329) 236131.

Builds tear film back to normal thickness

Diminishes stickiness, blurring and crusting

Long duration of activity, 90 minutes

Long break-up time with low viscosity

Convenient and comforting

TEARS Naturale

an excellent choice in dry eye therapy

Alcon

Further information is available from Alcon Laboratories (U.K.) Ltd., Imperial Way, Watford, Herts. WD2 4YR.
Telephone: Watford 46133. Telex: 923709.
Cable: Alcon, Watford.

P.L. 0649/0031.

Friedmann 2

VISUAL FIELD ANALYSER

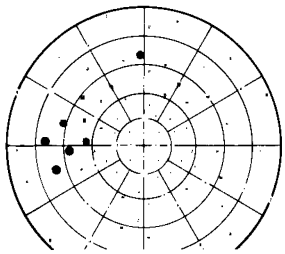

Earlier
at
threshold





- ★ Increased number of stimuli
- ★ Automatically illuminated registration
- ★ Digital display of filter value setting
- ★ Colour filters
- ★ Patient alerting signal
- ★ Fast macula threshold evaluation
- ★ Controlled stimulus energy
- ★ Controlled background illumination

Clement Clarke International Ltd.
15 Wigmore Street,
London W1H 9LA,
England.

Telephone 01-580 8053 Telex 298626 Cables Clemclarke London


Non-returnable
new from ALCON
OPULETS
true, single-dose, sterile eye drop system
Snap-off non-returnable cap
Minimal risk of contamination
Dose measurement simplified
Simplicity of application assured
Economical
Opulets from Alcon—a true single dose, sterile eye drop system. Each sterile unit contains sufficient solution for just one dose and the non-returnable cap makes disposal essential. The risk of contamination is minimized, dose measurement is simplified and ease of use is assured.
Now available in packs of twenty: Chloramphenicol 0.5%, Cyclopentolate 1.0%, Fluorescein 1.0%, Sodium Chloride 0.9%, Atropine 1.0%, and Benoxinate 0.4%.
Future additions to the range will be made at regular intervals.
ALCON
a reputation for excellence

THE ORIGINAL SINSKEY POSTERIOR CHAMBER LENS

IOLAB Model 103 Series designed in cooperation with Robert M. Sinskey, M.D.

IOLAB "Sinskey" style lenses

- Capsular bag and/or ciliary sulcus fixation.
- Loop configuration designed for flexibility.
- Posterior blue loops for visualization.
- 10° loop angle to place optic away from iris.
- Rounded loop tips.

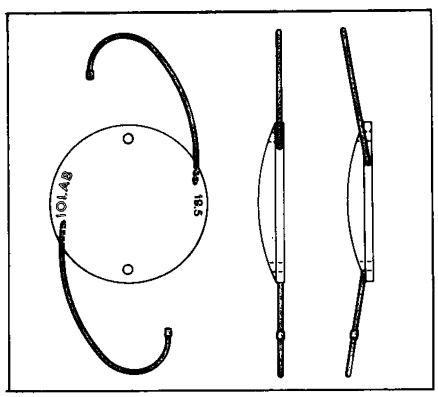

- Compressible Prolene* loop suspension system.
- 0.4mm positioning holes.

**Trademark of ETHICON, Inc.*

- IODENTIFICATION™ clearly marks each lens with its dioptric power.
- AcuMold™ is a unique system of injection molding for IOLs.
- Videotapes, Course details, and Literature available from:–

IOLAB, 110-112 High Street,
Maidenhead, Berkshire
SL6 1QQ
Telephone: (0628) 74811
Telex: 849400 CODMAN

EUROPE ®

Cover every move with MINIMS™

The range of single use eye drops with the following advantages

includes 19 different agents* for Mydriasis, Cycloplegia, Miosis, Local Anaesthesia, Staining, Antibacterial action and Irrigation.

when applicable more than one strength is available.

new additions are regularly introduced in order to meet the everchanging demands of ophthalmology.

each unit is individually overwrapped to ensure sterility at the time of use.

a comprehensive guide to the range is available from

SMITH & NEPHEW Pharmaceuticals Ltd
Bampton Road, Harold Hill, Romford, Essex, RM3 8SL
Tel: Ingrebourne (04023) 49333

*The current Minims range comprises the following:-
Atropine Sulfate Ph.Eur. 1.0%, Cyclopentolate Hydrochloride BP 0.5 & 1.0%, Homatropine Hydrobromide Ph.Eur. 2%, Hyoscine Hydrobromide Ph.Eur. 0.2%, Phenylephrine Hydrochloride BP 10%, Tropicamide BP 0.5 & 1.0%, Pilocarpine Nitrate Ph.Eur. 1.0, 2.0 & 4.0%, Amethocaine Hydrochloride Ph.Eur. 0.5 & 1.0%, Benoxinate Hydrochloride U.S.P. 0.4%, Lignocaine Hydrochloride Ph.Eur. 4.0% + Fluorescein Sodium BP 0.25%, Fluorescein Sodium BP 1.0 & 2.0%, Rose Bengal 1.0%, Chloramphenicol Ph.Eur. 0.5%, Neomycin Sulfate Ph.Eur. 0.5%, Sulfacetamide Sodium BP 10.0%, Gentamicin 0.3%, Prednisolone Sodium Phosphate BP 0.5%, Sodium Chloride Ph.Eur. 0.9%, Castor Oil Ph.Eur.



full field lenses

FUL-VUE lenses – looking better, seeing better

Here is visual evidence of how FUL-VUE lenses improve off-axis acuity. See for yourself: the rotating eye sees more clearly through the FUL-VUE lens than it can through a commonly used full-field lens. And FUL-VUE lenses are more attractive than lenticular style lenses too.

FUL-VUE lenses

The cataract lens system with a demonstrable difference

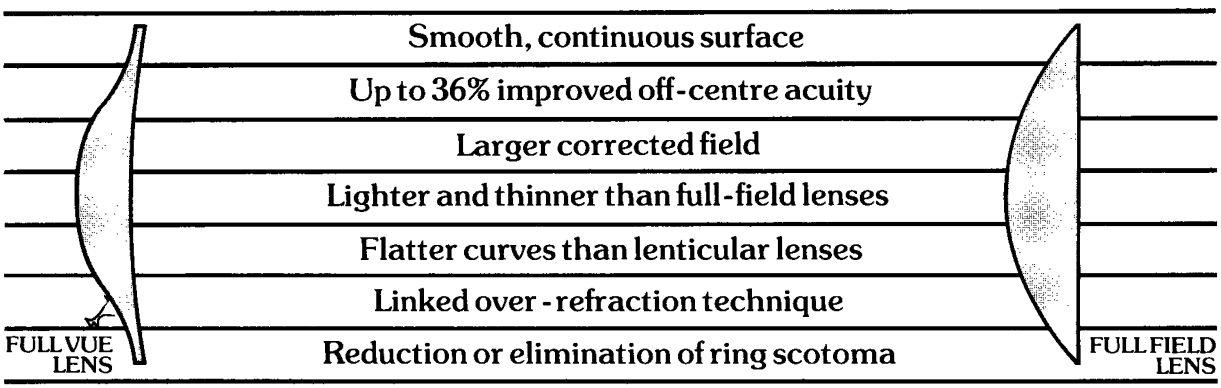

Further information is available on request.

AO British American Optical Company. Radlett Road. Watford. Herts WD2 4LJ. Telephone: Watford (0923) 33522



First....
and still No.1

Rayner®

Intraocular Lenses Ltd.

To order or for further information:
Wilbury Villas, Hove,
East Sussex, England, BN3 6GG
Tel: Brighton (0273) 772972 and 720815/6

(Wet and dry sterilisation available)

FACULTY POSITIONS OPEN

Colleges of Medicine & Medical Sciences
King Faisal University, Dammam, Saudi Arabia

TEACHING APPOINTMENTS

The expanding Colleges of Medicine & Medical Sciences invite applications for their Ophthalmology Department, with any of the following sub-specialities:

VITREO RETINAL **EXTERNAL DISEASES**
STRABISMUS **ANTERIOR SEGMENT**

Candidates should have a minimum of 2 years' teaching experience, and FRCS membership.
Language of instruction is English.
Salaries are highly competitive and negotiable.

Benefits:

Free furnished accommodation. Local transport allowance. Educational assistance for up to 4 children. Airfare to and from Saudi Arabia once a year for husband, wife and 2 children, plus a 60-day paid holiday.
Interviews will be held in the United Kingdom and the United States. Please send 3 copies of complete curriculum vitae and names, addresses and telephone numbers of 3 references to:

Dr. Tawfik Tamimi, M.B.Ch.B., Ph.D.
Dean, Colleges of Medicine & Medical Sciences,
King Faisal University
at the appropriate address below:

c/o Saudi Arabian Educational Office,
29 Belgrave Square,
London, SW1X 8QB

2425 West Loop South,
Suite 540,
Houston, Texas 77027, U.S.A.

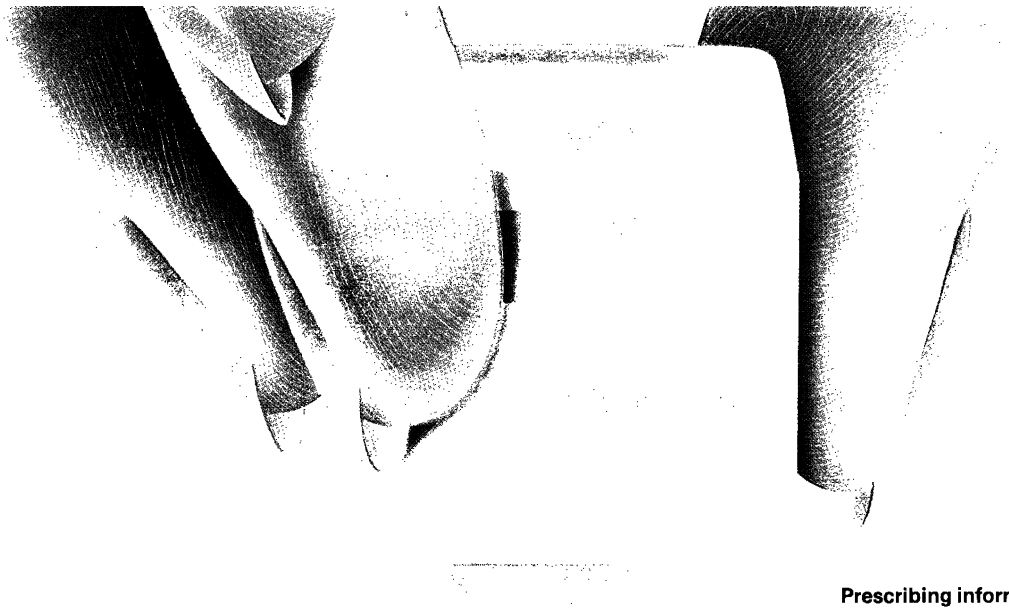

With significantly less effect on intra-ocular pressure

Eumovate Eye Drops have significantly less effect on intra-ocular pressure than hydrocortisone, betamethasone, prednisolone or dexamethasone eye drops.

'It is therefore of some significance that with clobetasone butyrate it has been possible to dissociate the adverse intra-ocular pressure effect from the advantageous anti-inflammatory effects, and thus we may well have a "safer" steroid for use in ophthalmology.'

Ramsell TG, Bartholomew RS, Walker SR. Br J Ophthalmol 1980; 64: 43-5.

Eumovate Eye Drops
(clobetasone butyrate)

Eumovate-N Eye Drops
(clobetasone butyrate and neomycin)

Prescribing information

Indications
Eumovate Eye Drops are indicated for the treatment of non-infected inflammatory conditions of the eye. Eumovate-N Eye Drops are indicated for inflammatory conditions of the eye where secondary bacterial infection is likely to occur.

Dosage and administration
The usual dosage is one to two drops four times a day: for severe inflammatory conditions one or two drops should be instilled into the eye every one or two hours until control is achieved, when the frequency may be reduced.

Contra-indications
Viral, fungal, tuberculous or purulent conditions of the eye, hypersensitivity to any component of the preparation. Use is contra-indicated if glaucoma is present. Eumovate Drops and Eumovate-N Drops contain benzalkonium chloride as a preservative and therefore should not be used to treat patients who wear soft contact lenses

Precautions
Although Eumovate Eye Drops have been shown to have little effect on intra-ocular pressure in most patients, those receiving long term treatment should have their intra ocular pressure monitored frequently
Cataract is reported to have occurred after unduly prolonged treatment with some topical corticosteroids and in those diseases which cause thinning of the cornea, perforation has been known to occur.
In general, topical steroids should not be used extensively in pregnancy, i.e., in large amounts or for prolonged periods.

Side effects
Rises in intra-ocular pressure have been reported in susceptible patients but these are generally much less than with other corticosteroid eye preparations, including hydrocortisone.

Product Licence numbers

Eumovate Drops	4/0260
Eumovate-N Drops	4/0276

Presentation		**Basic NHS cost** (exclusive of VAT) £
Eumovate Eye Drops (in plastic dropper bottles)	5ml	1·80
	10ml	3·33
Eumovate-N Eye Drops (in plastic dropper bottles)	5ml	1·80
	10ml	3·33

Glaxo

Further information on Eumovate Eye Drops and Eumovate-N Eye Drops is available from Glaxo Laboratories Limited Greenford, Middlesex UB6 0HE
Eumovate is a Glaxo trade mark



SMITH & NEPHEW
Pharmaceuticals Ltd.
Bessemer Road, Welwyn Garden City, Hertfordshire, England AL7 1HF. Tel: (070 73) 25151

DOSAGE AND ADMINISTRATION *Adults:* One drop to be instilled into the eye once or twice daily or at the discretion of the physician.
Children: At the discretion of the physician.

CONTRA-INDICATIONS, WARNINGS ETC. Ganda 1+0.2 should not be used in the case of a narrow angle between the iris and cornea as pupillary dilation may precipitate angle closure. Occasionally, orbital discomfort or red eye (hyperaemia) may occur. Other side effects, such as local irritation and headache are rare. When used in conjunction with miotics, Ganda 1+0.2 should follow the miotic after an interval of 5-10 minutes. Ganda 1+0.2 should not be used if the solution has become dark amber. The contents of the bottle should be discarded one month after the pouch has been opened. Ganda 1+0.2 is fully potent for two years providing the pouch remains unopened.

PRODUCT LICENCE NUMBER 0033/0075 Full prescribing information is available on request

References 1 Romano J., Nagasubramanian S., and Poinoosawmy D. Double-masked cross-over comparison of Ganda 1.02 (Guanethidine 1% and Adrenaline 0.2% mixture) with Guttae Adrenaline 1% (Simplene 1%) and with Pilocarpine 1% (Sno-Pilo 1%). British Journal of Ophthalmology - in press.
2 Mills K. B. Personal communication. 3 Urner-Bloch U., Aeschlimann J. E., and Gloor B. P. (1980) Treatment of Chronic Simple Glaucoma with an Adrenaline/Guanethidine Combination at Three Different Dosages (Comparative Double-Blind Study) Albrecht v. Graefes Arch. klin. exp. Ophthal. 213, 175-185.

DIXEY

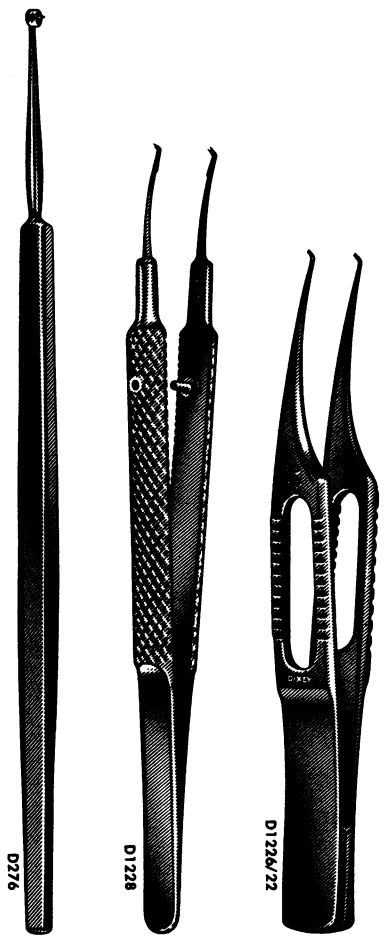

D276 Govan's Depressor/Marker, Scleral
D1228 Birks Micro 'Colibri' Forceps
D1226/22 Beaked (Colibri) Micro Forceps:

DIXEY INSTRUMENTS LIMITED
Ophthalmic Instruments & Apparatus
19 Wigmore Street
London W1A 4DU England
Telephone: 01-580 1713 Telex: 268312

UNIVERSITY OF LONDON

INSTITUTE OF OPHTHALMOLOGY

JUDD STREET, LONDON WC1H 9QS

Associated with

MOORFIELDS EYE HOSPITAL

General and Special Courses in the various aspects of ophthalmology take place throughout the year. These include both a General Course and short courses on specialist subjects at an advanced level. Facilities are available for those accepted for studies leading to Higher University degrees.

For further details, apply to the Dean.

EXAMINATION OF PATHOLOGICAL SPECIMENS

The Department of Pathology will be pleased to provide a diagnostic service in respect of certain types of specimen. Where appropriate these should be sent through, or with the approval of, the local hospital pathologist.

OPHTHALMOLOGIST REQUIRED FOR CANADIAN MARITIMES

Very busy practice with excellent surgical facilities available in Prince Edward Island.

Very pleasant living conditions.

Canadian L.M.C.C. and F.R.C.S. eventually necessary.

For personal interview in London please reply to:

Imperial Optical England,
9 Gayford Road,
London W12 9BY

INTRACAPSULAR AND EXTRACAPSULAR POSTERIOR CHAMBER LENS

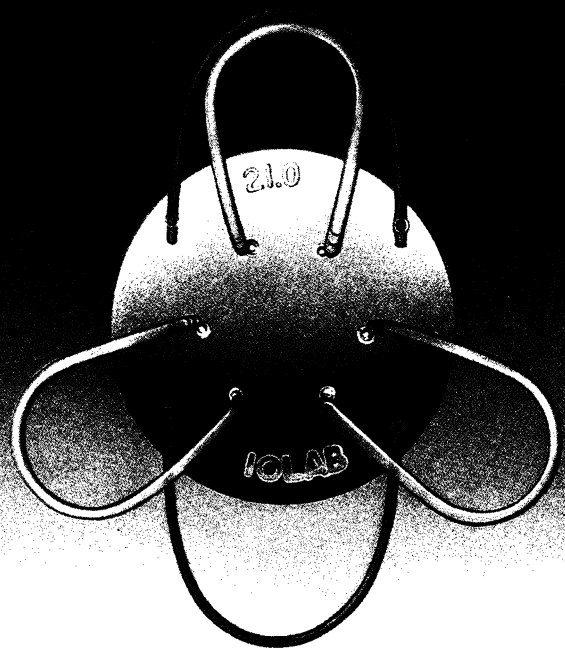

IOLAB Model 103S
designed in cooperation with
Sanford L. Severin, M.D.

IOLAB MODEL 103S

Posterior chamber placement of optic following intracapsular surgery.

Also suitable for extracapsular surgery.

Stable alternative to pre-pupillary lens following intracapsular surgery.

Easier insertion of the lens behind the iris.

Posterior blue loops for visualization.

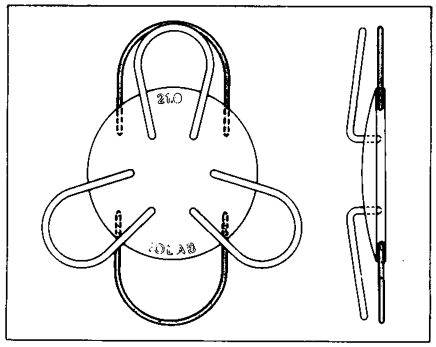

IODENTIFICATION™ clearly marks each lens with its dioptric power.

Iris plane support for posterior chamber optic.

- AcuMold™ is a unique system of injection molding for IOLs.
- Choice of suture or clip fixation.
- Videotapes, Course details, and Literature available from:–

IOLAB, 110-112 High Street,
Maidenhead, Berkshire
SL6 1QQ
Telephone: (0628) 74811
Telex: 849400 CODMAN

IOLAB® EUROPE

Improve on your most frequent choice



This blue nozzle† makes it easier to apply

Chloromycetin

chloramphenicol eye ointment BP

Ophthalmic ointment

Further information (including data sheet) is available on request:
Parke, Davis and Company, Usk Road, Pontypool, Gwent NP4 0YH. Tel: Pontypool (04955) 2468.

Chloromycetin and the device showing a tube having a blue nozzle are the trade marks of Parke, Davis and Company for ophthalmic preparations containing chloramphenicol. † Blue Nozzle patent no. 8018334 pending.

P456-UK-May 81

PARKE-DAVIS

PREDNISOLONE SODIUM PHOSPHATE B.P. 0.5%w/v

For the treatment of non-infected inflammatory conditions of the eye

The Minims range now includes a steroid for the alleviation of ophthalmic inflammations.

Further information available from

SMITH & NEPHEW Pharmaceuticals Ltd

Bampton Road, Harold Hill, Romford, Essex, RM3 8SL

FML, the potent steroid, that's gentle on pressure.

FML (FLUOROMETHOLONE) LIQUIFILM STERILE OPHTHALMIC SUSPENSION. Abbreviated Prescribing Information. **Uses.** Topical ophthalmic suspension for steroid responsive inflammation of the palpebral and bulbar conjunctiva, cornea and anterior segment of the globe. **Dosage and administration.** 1 to 2 drops instilled into the conjunctival sac two to four times daily. **Contra-indications, warnings, etc.** *Contra-indications.* Acute superficial Herpes simplex keratitis. Fungal diseases of ocular structures. Vaccinia, varicella and most other viral diseases of the cornea and conjunctiva. Tuberculosis of the eye. *Warnings.* Steroid medication in the treatment of Herpes simplex keratitis (involving the stroma) requires great caution; frequent slit-lamp microscopy is mandatory. Prolonged use may result in glaucoma, damage to the optic nerve, defects in visual acuity and fields of vision, posterior subcapsular cataract formation, or may aid in the establishment of secondary ocular infections from fungi or viruses liberated from ocular tissue. In those diseases causing thinning of the cornea or sclera, perforation has been known to occur with use of topical steroids. This preparation contains benzalkonium chloride and should be used with caution in association with hydrophilic contact lenses. *Precautions.* As fungal infections of the cornea are particularly prone to develop coincidentally with long-term local steroid applications, fungus invasion must be suspected in any persistent corneal ulceration where a steroid has been used or is in use. *Adverse reactions.* Glaucoma with optic nerve damage, visual acuity or field defects, posterior subcapsular cataract formation, secondary ocular infection from pathogens liberated from ocular tissues, perforation of the globe. Local side-effects of steroid therapy (i.e. skin atrophy, striae and telangiectasia) are especially likely to affect facial skin. Legal Category: POM. Basic NHS cost: £1.62 for 5ml, £2.57 for 10ml. Product Licence No.: 0426/0028. References: 1. Kupferman and Leibowitz, Arch. Opthal., Vol 93:1011-3, Oct 1975. 2. Fairbairn and Thorson, Arch. Ophthal. Vol 86: 138-140, Aug 1971. 3. Mindel et al., Arch. Ophthal., Vol 98: 1577-8, Sept 1980. Further information is available from the Company. AD/1



FML has comparable efficacy to dexamethasone[1] and prednisolone[1,2] with less tendency to raise IOP than prednisolone,[2] dexamethasone[3] or betamethasone.[2]

FML

ALLERGAN

Allergan Limited, Fennels Lodge, St. Peters Close, Loudwater, High Wycombe, Bucks. HP11 1JT. Tel: Bourne End (06285) 27778

A spectrum of activity that's a real eye opener.

A unique, synergistic combination of trimethoprim and polymyxin offering an unrivalled spectrum of effectiveness in the treatment of all common eye infections, including *Pseudomonas*.

In trials, 95% of patients showed clinical cure or improvement.[1]
New and special nozzle makes administration easy.
Isotonic with tears, so minimising stinging.

new

Polytrim* eye drops

Trimethoprim BP
Polymyxin B Sulphate BP

Presentation A clear, colourless, sterile aqueous solution containing in each ml: Trimethoprim BP 1mg, Polymyxin B Sulphate BP 10,000 units. **Uses** Antibacterial agent for treatment and prophylaxis of external bacterial infections of the eye, including conjunctivitis, keratitis, corneal ulceration, ulcerative blepharitis with associated conjunctivitis, and chronic dacryocystitis. Also, prophylactically following removal of foreign bodies, and before and after ophthalmic surgery. **Dosage:** *Adults and children* One drop four times daily, continued for at least 48 hours after eye has apparently returned to normal. More frequent administration may be required, depending on the severity of the condition. **Contra-indications** History of hypersensitivity to trimethoprim or to polymyxins. **Precautions** Prolonged use may result in the overgrowth of non-susceptible organisms, including fungi. **Side - and adverse effects** Isotonic with tear fluid, and well-tolerated. Rarely, a hypersensitivity reaction, in which case administration should be discontinued. **Basic NHS Cost** 5ml dropper bottle, £1.66 (PL3/0153). Further information is available on request.

Wellcome Wellcome Medical Division, The Wellcome Foundation Ltd., Crewe, Cheshire

1 Data on file.
*Trade Mark

CANADA

The Grenfell Regional Health Services are responsible for staffing an area, approximately the size of the British Isles, involving most of Labrador and Northern Newfoundland. It has a mixed population of 40,000 served by four hospitals and one of these is a teaching hospital affiliated to the Memorial University, Newfoundland. There are also medical centres and nursing stations.

Hospital staff enjoy excellent personal benefits including liberal vacations, sick leave, pension plan and group life health insurance. Accommodation is provided at reasonable rates.

Travel expenses from UK to Newfoundland are paid for those on a one year contract and return fare is paid on completion of two years' service.

Written applications are invited for the following position:

OPHTHALMOLOGIST

Required as soon as possible. The post entails travelling with an Optometrist, Ophthalmic Nurse and Dispensing Optician and includes surgery, which is undertaken in a modern, well-equipped hospital in St Anthony. FRCS essential. Salary: Canadian $54,073-$66,209 per annum.

Written applications should be sent to:

Grenfell (UK) Office,
c/o Professor I. Curson,
KCH Dental School,
Denmark Hill,
London SE5 8RX

CENTRAL NOTTINGHAMSHIRE HEALTH AUTHORITY

KING'S MILL HOSPITAL

FULL-TIME BASIC GRADE ORTHOPTIST

required to be based solely at King's Mill Hospital. The successful applicant will work closely with the Senior II Orthoptist and under the direction of two Consultants. Accommodation can be provided on a temporary basis.

Application form from Administration, King's Mill Hospital, Mansfield Road, Sutton-in-Ashfield, Notts.
Tel: Mansfield (0623) 22515 Ext. 387.

Drugs and Disease

The Proceedings of a Symposium organised by the Royal College of Pathologists

Edited by
Sheila Worlledge

Price: Inland £3·00
Abroad US $7·50
including postage

The Publishing Manager, JOURNAL OF CLINICAL PATHOLOGY, BMA House, Tavistock Square, London WC1H 9JR

Just published

STATISTICS IN PRACTICE

No doctor can afford to ignore statistics: most modern medical research uses statistics. This important and authoritative book, which is a collection of articles that have appeared in the BMJ, provides clear information on designing studies, applying statistical techniques, and interpreting studies that use statistics. It can be easily understood by those with no statistical training and should be read by all those who want to keep abreast of new developments.

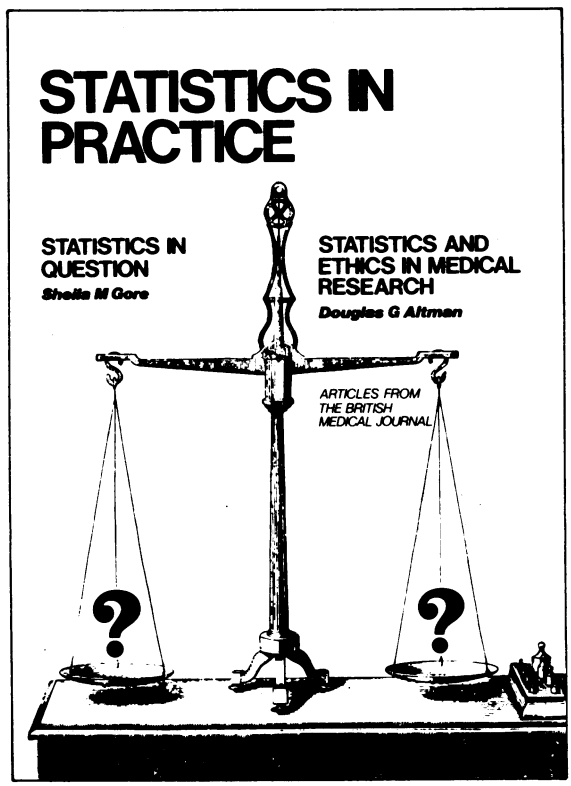

Price: Inland £7.00
Overseas US$27.50*
(Inland £6.00;
Overseas US$25.00*
for BMA members)
**including air mail postage*

Order your copy now
From: The Publisher
British Medical Journal
BMA House
Tavistock Square
London WC1H 9JR
or any leading bookseller

Published by British Medical Association, Tavistock Square, London WC1H 9JR.
Typesetting by Bedford Typesetters Ltd., Bedford, England. Printed by Paramount Printing Co. Ltd., Hong Kong