

Editors-in-Chief

Harminder S Dua (UK)
Arun D Singh (USA)

Website Editor

Robert Bhisitkul (USA)

Translation Editors

Evelyn Fu (USA)
Jose Gomes (Brazil)
Alvin Kwok (Hong Kong)
Jonathan Lake (Brazil)
Merce Morral Palau (Spain)
David Pelayes (Argentina)

Section Editors

J Alio (Spain)	N Newman (USA)
A Azuara-Blanco (UK)	K Nischal (UK)
J Bena (USA)	B Patel (USA)
C C Chan (USA)	C Pavesio (UK)
V Costa (Brazil)	J Pulido (USA)
P Desai (UK)	V Sangwan (India)
J-J Gicquel (France)	U Schmidt-Erfurth (Austria)
I Gottlob (UK)	J Schuman (USA)
J Guell (Spain)	I Schwab (USA)
E Kemp (UK)	J Sears (USA)
F Larkin (UK)	S Seregard (Sweden)
I Maumenee (USA)	S Shah (UK)
H Mudhar (UK)	D Wong (UK and Singapore)
P Murray (UK)	Editor, <i>BMJ</i>

Guidelines for authors and reviewers

Full instructions are available online at <http://bj.o.bmj.com/fora>
All papers must be submitted via Bench > Press at <http://submit-bjo.bmj.com>

Subscription Information

British Journal of Ophthalmology is published monthly (subscribers receive all supplements)

Institutional Rates

Print – 2007: £371; US\$686; €549
Online – Site licences are priced on FTE basis and allow access by the whole institution. Print is available at deeply discounted rates for online subscribers; details available online at <http://journals.bmj.com/subscriptions> or contact the Subscription Manager in London

Personal Rates

Print (includes online access) – £148; US\$274; €219
Online only – £95; US\$176; €141
• ISSN: 0007-1161 (print version)
• ISSN: 1468-2079 (electronic version)

Disclaimer

British Journal of Ophthalmology is published by BMJ Publishing Group Ltd, a wholly owned subsidiary of the British Medical Association. The BMA grants editorial freedom to the Editor of *British Journal of Ophthalmology*. *British Journal of Ophthalmology* follows guidelines on editorial independence produced by the World Association of Medical Editors and the code on good publication practice of the Committee on Publication Ethics. *British Journal of Ophthalmology* is intended for medical professionals and is provided without warranty, express or implied. Statements in the journal are the responsibility of their authors and advertisers and not authors' institutions, the BMJ Publishing Group Ltd or the BMA unless otherwise specified or determined by law. Acceptance of advertising does not imply endorsement. To the fullest extent permitted by law, the BMJ Publishing Group Ltd shall not be liable for any loss, injury or damage resulting from the use of *British Journal of Ophthalmology* or any information in it whether based on contract, tort or otherwise. Readers are advised to verify any information they choose to rely on.


Copyright

© 2007 BMJ Publishing Group Ltd. All rights reserved; no part of this publication may be reproduced, stored in a retrieval system or transmitted in any form or by any means, electronic, mechanical, photocopying, recording or otherwise without the prior permission of *British Journal of Ophthalmology*.

- Authors are required to grant the *British Journal of Ophthalmology* an exclusive licence to publish; further details available online at www.bjo.bmj.com/fora/licence.dtl
- *British Journal of Ophthalmology* is published by BMJ Publishing Group Ltd, typeset by The Charlesworth Group and printed in the UK on acid-free paper by Latimer Trend & Co Ltd, Plymouth
- Periodicals postage paid, Rahway, New Jersey, USA. Postmaster: send address changes to: *British Journal of Ophthalmology*, c/o Mercury Airfreight International Ltd, 365 Blair Road, Avenel, NJ 07001, USA

www.publicationethics.org.uk

This journal is a member of and subscribes to the principles of the Committee on Publication Ethics



VISION 2020: The Right to Sight

Editorials

- 1257 New editorship *H S Dua, A D Singh*
1257 Ageing and visual field data *P Brusini*
1259 Anti-VEGF for neovascular ARMD: visual improvement as the goal of therapy? *S Bopp*
1260 "Small bubble technique" helps "big bubble technique" *F W Price Jr*
1261 Spectral transmission of IOLs expressed as a virtual age *D H Sliney*

Commentary

- 1263 Ocular blood flow in glaucoma: the need for further clinical evidence and patient outcomes research
W C Stewart, R Feldman, M A Mychaskiw

World view

- 1265 Microbial contamination of multi-use ophthalmic solutions in Kenya *M M Nentwich, K H M Kollmann, J Meshack, D R Ilako, U C Schaller*
1269 Cataract prevalence, cataract surgical coverage and barriers to uptake of cataract surgical services in Pakistan: the Pakistan National Blindness and Visual Impairment Survey *Z Jadoon, S P Shah, R Bourne, B Dineen, M A Khan, C E Gilbert, A Foster, M D Khan on behalf of the Pakistan National Eye Survey Study Group*
1274 The socioeconomic impact among Egyptian glaucoma patients *M Eldaly, M Hunter, M Khafagy*

Clinical science

Scientific reports

- 1276 Influence of ageing on visual field defects due to stable lesions *T Rudolph, L Frisén*
1279 Formal and informal care utilisation amongst elderly persons with visual impairment *K M Ke, A-M Montgomery, M Stevenson, C O'Neill, U Chakravarthy*
1282 Ten-year outcomes in newly diagnosed glaucoma patients: mortality and visual function *T Sharma, J F Salmon*
1285 A comparison of global indices between the Medmon Automated Perimeter and the Humphrey Field Analyzer *J Landers, A Sharma, I Goldberg, S Graham*
1288 The relationship between HLA-DRB1 alleles and optic neuritis in Irish patients and the risk of developing multiple sclerosis *I Tuwir, C Dunne, J Crowley, T Saddik, R Murphy, L Cassidy*
1293 Is silicone oil optic neuropathy caused by high intraocular pressure alone? A semi-biological model *P Knecht, P Groscurth, U Ziegler, H R Laeng, G P Jaggi, H E Killer*
1296 The lazy shadow: a monocular counterpart to the Pulfrich stereo phenomenon *L Frisén*
1299 Fundus autofluorescence of choroidal nevus and melanoma *D Lavinsky, R N Belfort, E Navajas, V Torres, M C Martins, R Belfort Jr*
1303 Burden of illness, visual impairment and health resource utilisation of patients with neovascular age-related macular degeneration: results from the UK cohort of a five-country cross-sectional study *A Lotery, X Xu, G Zlatava, J Loftus*

- 1308 Bacterial contamination of ophthalmic solutions used in an extended care facility *D H-K Jokl, G P Wormser, N S Nichols, M A Montecalvo, C L Karmen*
- 1311 Ocular involvement in children with localised scleroderma: a multi-centre study *M E Zannin, G Martini, B H Athreya, R Russo, G C Higgins, F Vittadello, M G Alpigiani, M Alessio, M Paradisi, P Woo, F Zulian, for the Juvenile Scleroderma Working Group of the Pediatric Rheumatology European Society (PRES)*
- 1315 Complications in resident-performed phacoemulsification cataract surgery at New Jersey Medical School *N Bhagat, N Nissirios, L Poidevin, J Chung, P Lama, M A Zarbin, R Fechtner, S Guo, D Chu, P Langer*

Clinical science

Extended reports

- 1318 Non-responders to bevacizumab (Avastin) therapy of choroidal neovascular lesions *A Lux, H Ullmer, F M A Heussen, A M Jousseaume*
- 1323 Efficacy and safety of multiple intravitreal triamcinolone injections for refractory diabetic macular oedema *M C Gillies, F M A Islam, M Zhu, J Larsson, T Y Wong*
- 1327 Incidence of retinal detachment after macular surgery: a retrospective study of 634 cases *A Guillaubey, L Malvitte, P O Lafontaine, I Hubert, A Bron, J P Berrod, C Creuzot-Garcher*
- 1331 Early detection of glaucoma by means of a novel 3D computer-automated visual field test *P P Nazemi, W Fink, A A Sadun, B Francis, D Minckler*
- 1337 Comitant horizontal strabismus: an Asian perspective *A Chia, L Roy, L Seenyen*
- 1341 Biological response modifier therapy for refractory childhood uveitis *M Gallagher, K Quinones, R A Cervantes-Castañeda, T Yilmaz, C S Foster*
- 1345 Performance of the 24-2-5 frequency doubling technology screening test: a prospective case study *P G D Spry, H M Hussin, J M Sparrow*
- 1350 Pharmacokinetics of vancomycin following intracameral bolus injection in patients undergoing phacoemulsification cataract surgery *C C Murphy, S Nicholson, S A Quah, M Batterbury, T Neal, S B Kaye*
- 1354 Intravenous administration of clonidine reduces intraocular pressure and alters ocular blood flow *G Weigert, H Resch, A Luksch, H A Reitsamer, G Fuchsjaeger-Mayrl, L Schmetterer, G Garhofer*
- 1359 Impact of cataract surgery on health-related quality of life in nursing home residents *C Owsley, G McGwin Jr, K Scilley, G C Meek, D Seker, A Dyer*
- 1364 Novel pressure-to-cornea index in glaucoma *M E Iliev, A Meyenberg, E Buerki, G Shafranov, M B Shields*

Surgical techniques

- 1369 Use of a 'small-bubble technique' to increase the success of Anwar's 'big-bubble technique' for deep lamellar keratoplasty with complete baring of Descemet's membrane *A Parthasarathy, Y M Por, D T H Tan*

Laboratory science

Scientific reports

- 1374 Spectral transmission of intraocular lenses expressed as a virtual age *D van Norren, J van de Kraats*
- 1376 Expression of erythropoietin receptor in human epiretinal membrane of proliferative diabetic retinopathy *S Kase, W Saito, K Ohgami, K Yoshida, N Furudate, A Saito, M Yokoi, M Kase, S Ohno*
- 1379 Nuclear magnetic resonance analysis of emulsified silicone oil RMN-3 (Oxane HD) *P J Tomlins, M G L Woodcock, N Spencer, G R Kirkby*
- 1382 Protective effects of the sigma agonist Pre-084 in the rat retina *G Cantarella, C Bucolo, G Di Benedetto, S Pezzino, L Lempereur, R Calvagna, S Clementi, P Pavone, L Fiore, R Bernardini*

Laboratory science

Extended reports


- 1385 Reduced expression of autotaxin predicts survival in uveal melanoma *A D Singh, K Sisley, Y Xu, J Li, P Faber, S J Plummer, H S Mudhar, I G Rennie, P M Kessler, G Casey, B R Williams*
- 1393 Pars planitis is associated with an increased frequency of effector-memory CD57+ T cells *M Pedroza-Seres, M Linares, S Voorduin, R-R Enrique, R Lascurain, Y Garfias, M C Jimenez-Martinez*
- 1399 The unique paired retinal vascular pattern in marsupials: structural, functional and evolutionary perspectives based on observations in a range of species *P G McMenamin*
- 1406 Hypoxia-inducible factor expression in human RPE cells *F Forooghian, R Razavi, L Timms*


PostScript

- 1411 Letters
- 1414 Notices

Video report

- 1373 Sub-epithelial gas breakthrough during femtosecond laser flap creation for LASIK *S Srinivasan, S Herzig*

Articles carrying the  logo are available free online under the BMJ Journals unlocked scheme, see <http://bjo.bmj.com/info/unlocked.dtl>



See online video reports