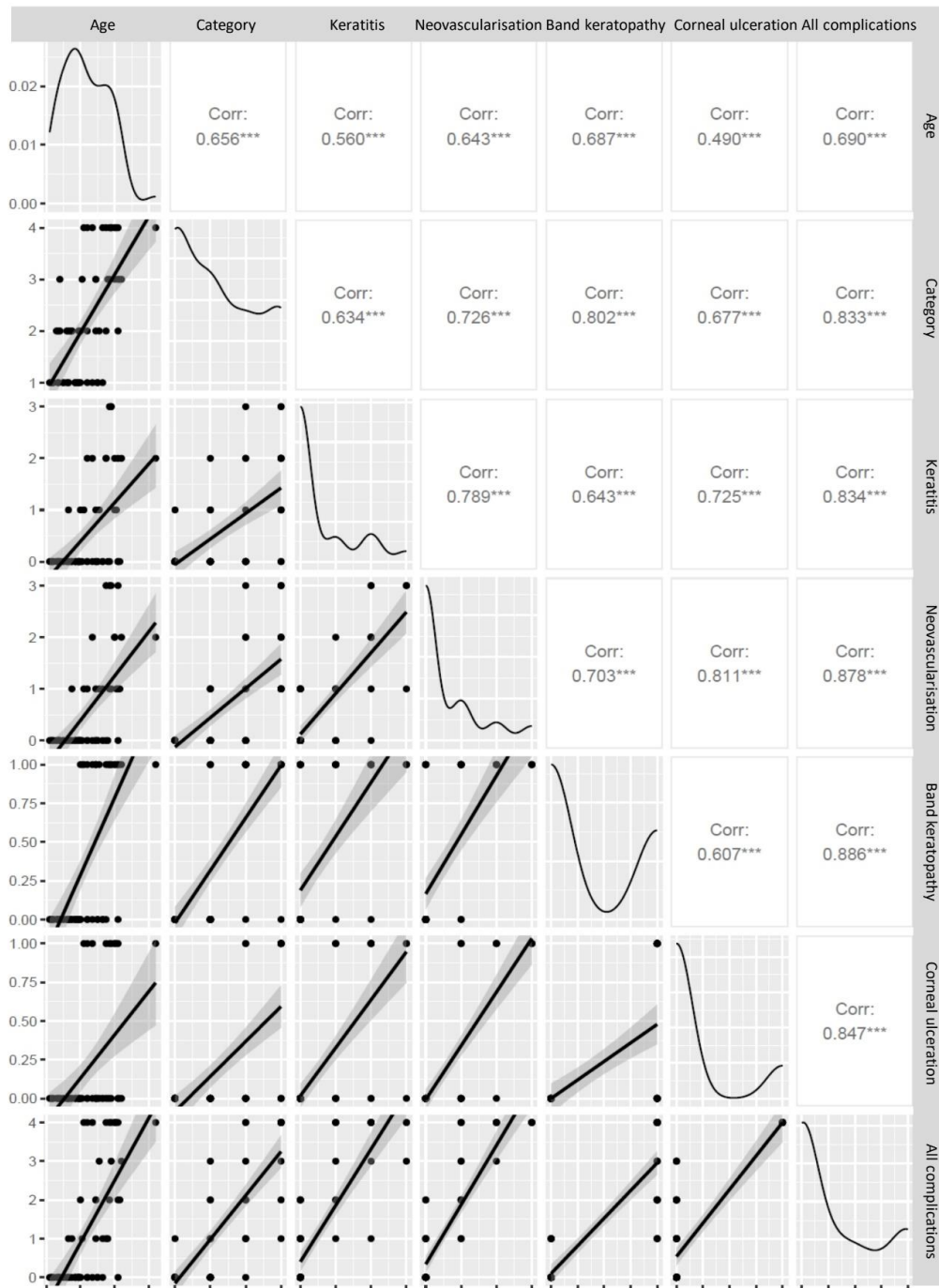


Supplementary Figures/Tables


Figure 1 Pairs analysis

1a Pairs analysis: Age, categories, and corneal complications



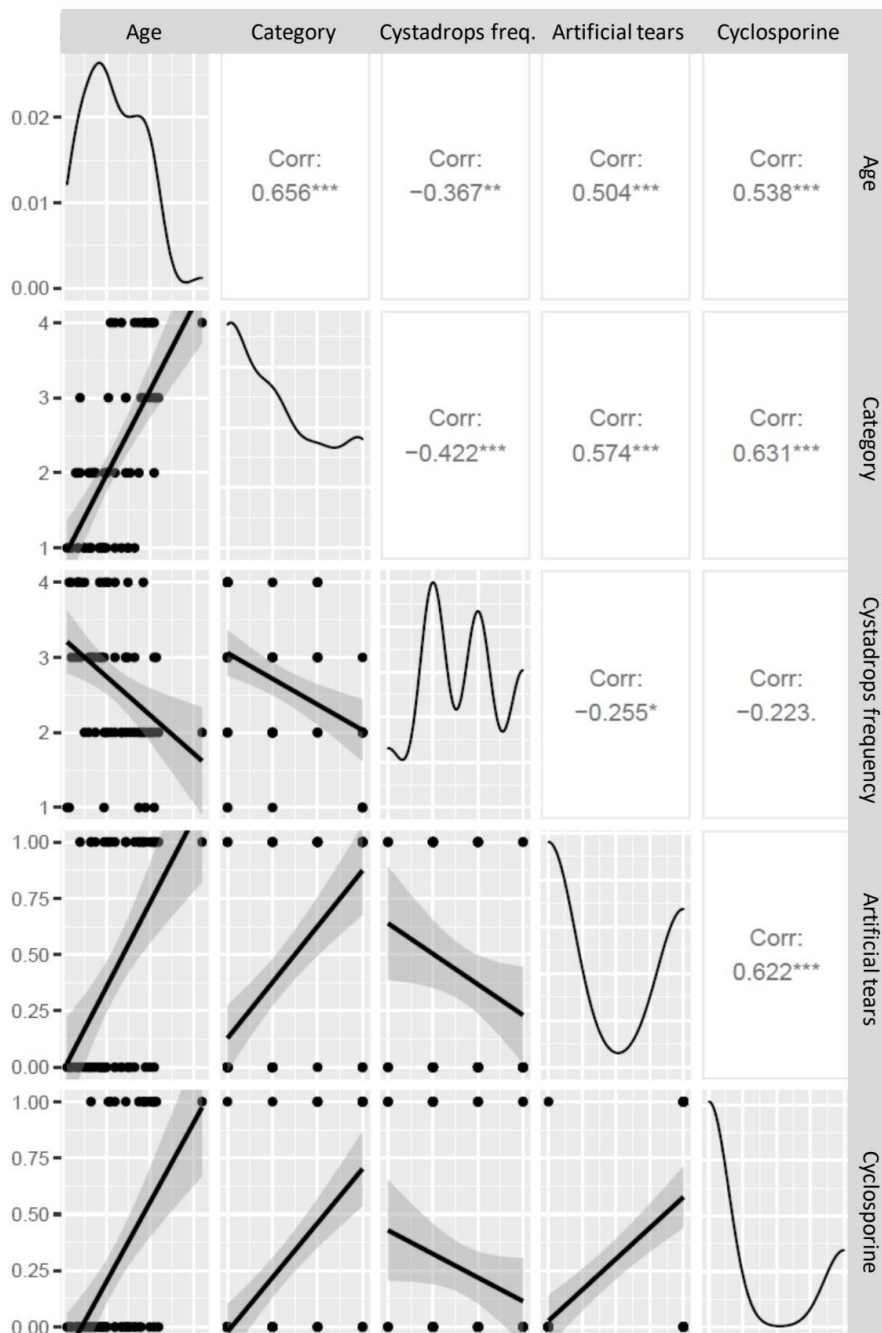
*** p<0.001
 ** p<0.01
 *p<0.1

1b Pairs analysis: Symptoms and signs



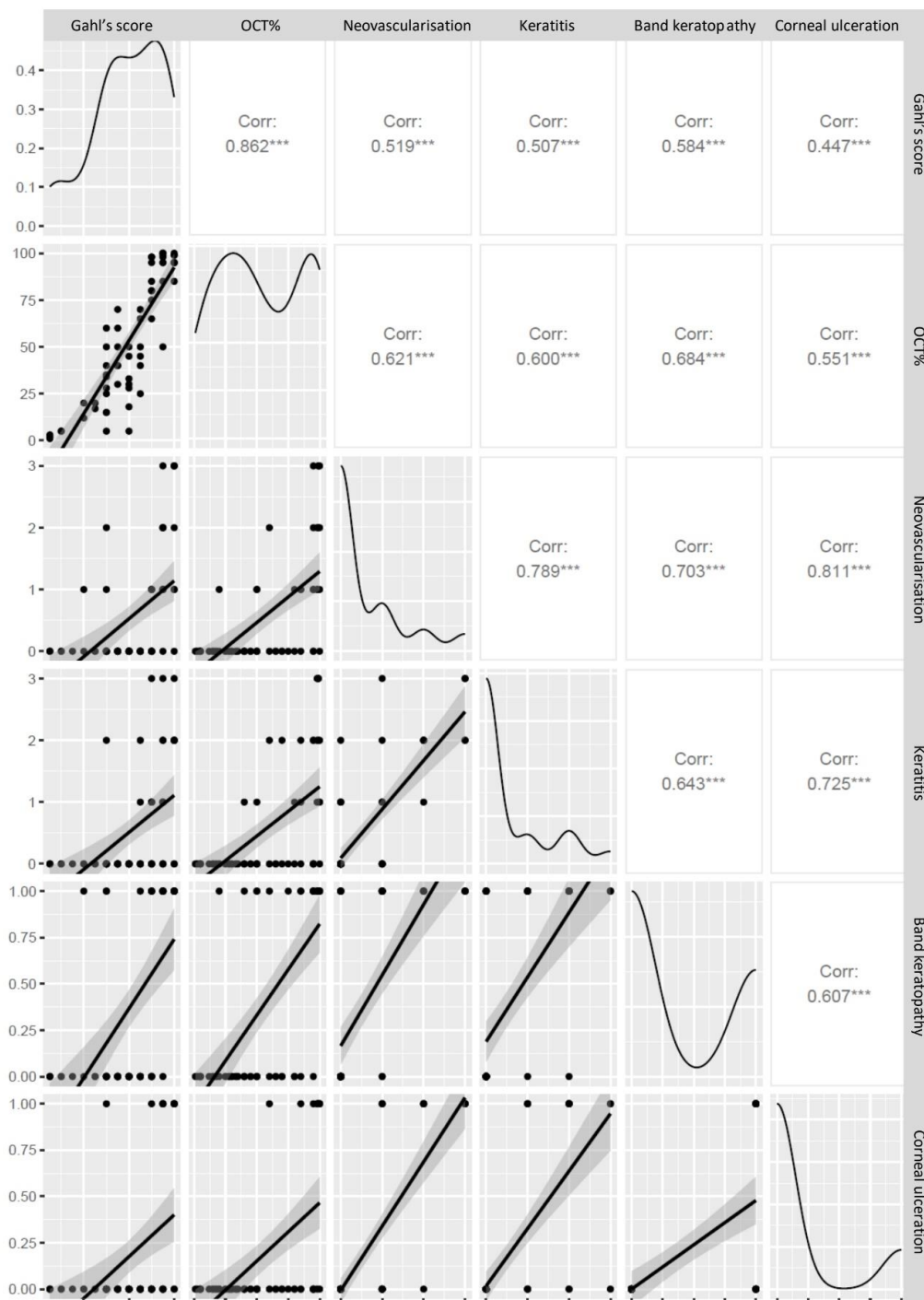
*** p<0.001
 ** p<0.01
 *p<0.1

1c Pairs analysis: Treatment



*** p<0.001
 ** p<0.01
 *p<0.1

1d Pairs analysis: Corneal complications and corneal crystal scores (OCT% and Gahl's score)



*** p<0.001
 ** p<0.01
 *p<0.1

Table 1 – Characterisation of Categories based on 63 patients by crystals, complications and compliance**Characteristics by Category**

		Category 1	Category 2	Category 3	Category 4
Age	Mean	15.12	19.38	32.90	36.75
	Observation	80% <21y	69% <21y	80% ≥21y	All ≥21y
Crystals					
Gahl's Score (0-3)	Mean	1.70	2.13	2.39	2.73
	Observation	64% ≤1.5	0% ≤1.5	70% ≥2.5	92% ≥2.5
OCT Score (%)	Mean	30.0	49.8	72.2	92.8
	Observation	88% ≤50	63% ≤50	80% ≥50	100% >50
IVCM score (0-28)	Mean	8.27	16.33	23.57	25.45
	Observation	Range 2-16	Range 9-26	Range 18-26	Range 17-28
Complications					
BCVA (0-1)	Mean	1.00	0.98	0.78	0.47
Photophobia (0-5)	Mean	0.58	1.69	1.70	2.83
	Observation	52% = 0			83% ≥3
Neovascularisation (0-3)	Presence	0.0%	18.8%	50.0%	100.0%
	Observation		100% ≤1	30% ≥2	50% ≥2
Keratitis (0-5)	Presence	4.0%	18.8%	40.0%	83.3%
	Observation	100% ≤1	94% ≤1	30% ≥2	58% ≥2
Band keratopathy	Presence	0.0%	18.8%	90.0%	91.7%
Ulceration	Presence	0%	0%	20%	75%
All corneal complications	Mean per person	0.04	0.56	2.00	3.50
	Observation	1 mild keratitis case			75% had 4 complications
Compliance					
Use of Cystadrops®	Mean reported daily usage	3.12	2.38	3.00	1.83